




GASHOLDERS
LONDON



FLOOR PLANS



London is an ever-evolving story, with each generation adding a chapter that will go on to inspire the next. The Gasholders is steeped in that spirit, merging Victorian and 21st-century innovation to create the city's most compelling new residential development.

The Gasholders London is a remarkable feat of contemporary design and cutting-edge engineering by renowned architects Wilkinson Eyre, working with Jonathan Tuckey Design on interiors and Dan Pearson Studio on landscaping. There are 145 distinctive apartments and penthouses, being built within a refurbished triplet of Grade II-listed, cast-iron gasholder guide frames, next to the Regent's Canal at the heart of King's Cross.

The Gasholders will capture the imaginations of discerning minds — those looking for a new home with soul as well as elegant, refined style.






Each one of the 145 apartments and penthouses in this exceptional residential development is a beautifully proportioned slice of its remarkable cylindrical structure. Residents arrive to their homes through one of the three naturally lit, sculptural atria. Entering their apartment at its narrowest point, the space expands outwards to frame their unique view of London.

Jonathan Tuckey Design has used 'industrial refinement' as a basis for the interiors, making intelligent use of space in apartments ranging in size from studio to penthouse.

As well as the inspiring green spaces around the King's Cross estate, residents have a private roof garden topping Gasholder 12, which is accessed via its lift lobby and the central walkway linking the three cylinders of apartments. With formal and lounge seating, guests can relax with friends or enjoy a moment of tranquillity, with a world city as their backdrop.

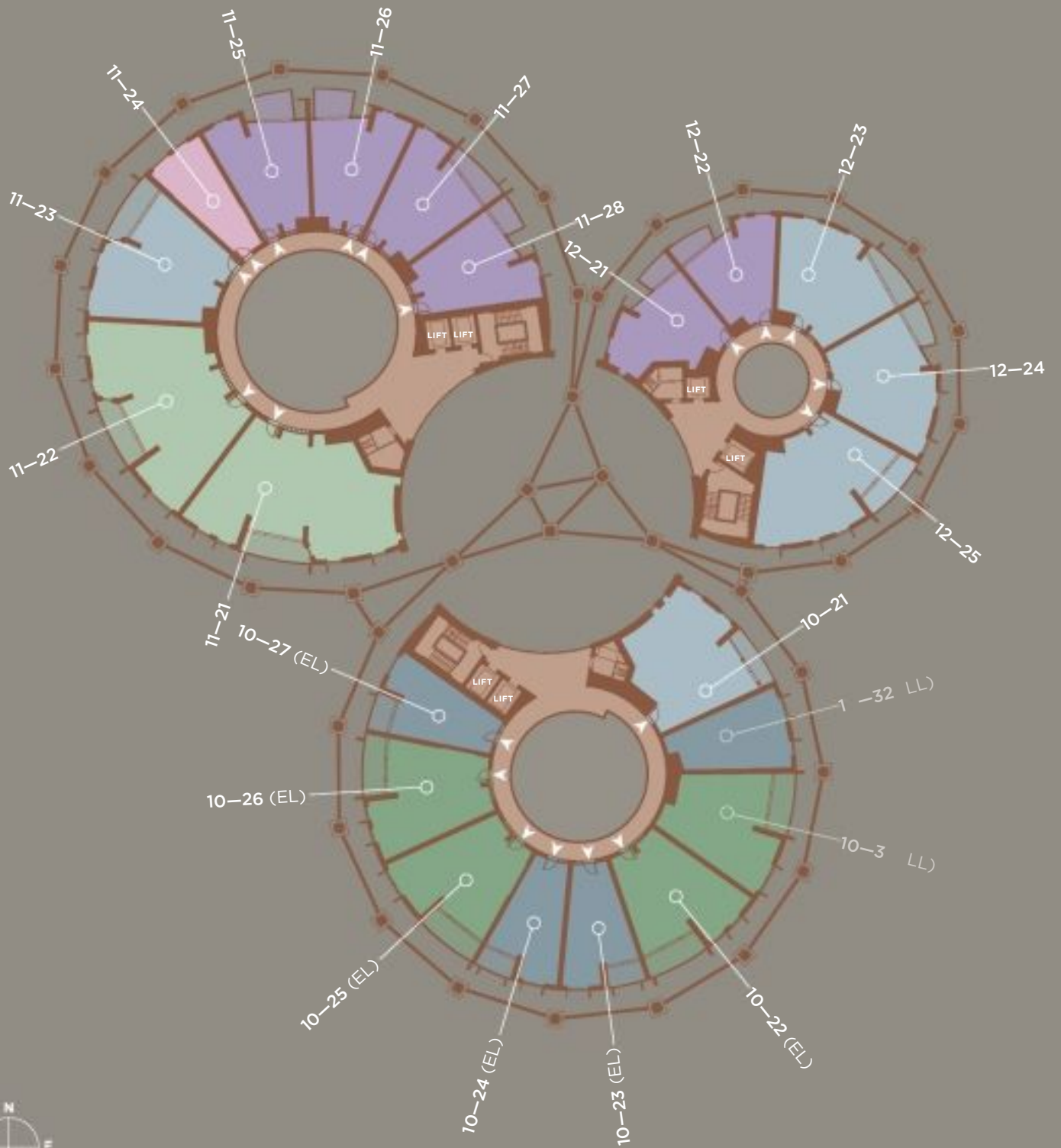
Residential floor plates




Apartment Type

- Studio
- One Bedroom
- Two Bedroom
- Two Bedroom Duplex
- Three Bedroom
- Three Bedroom Duplex
- Apartment Entrance

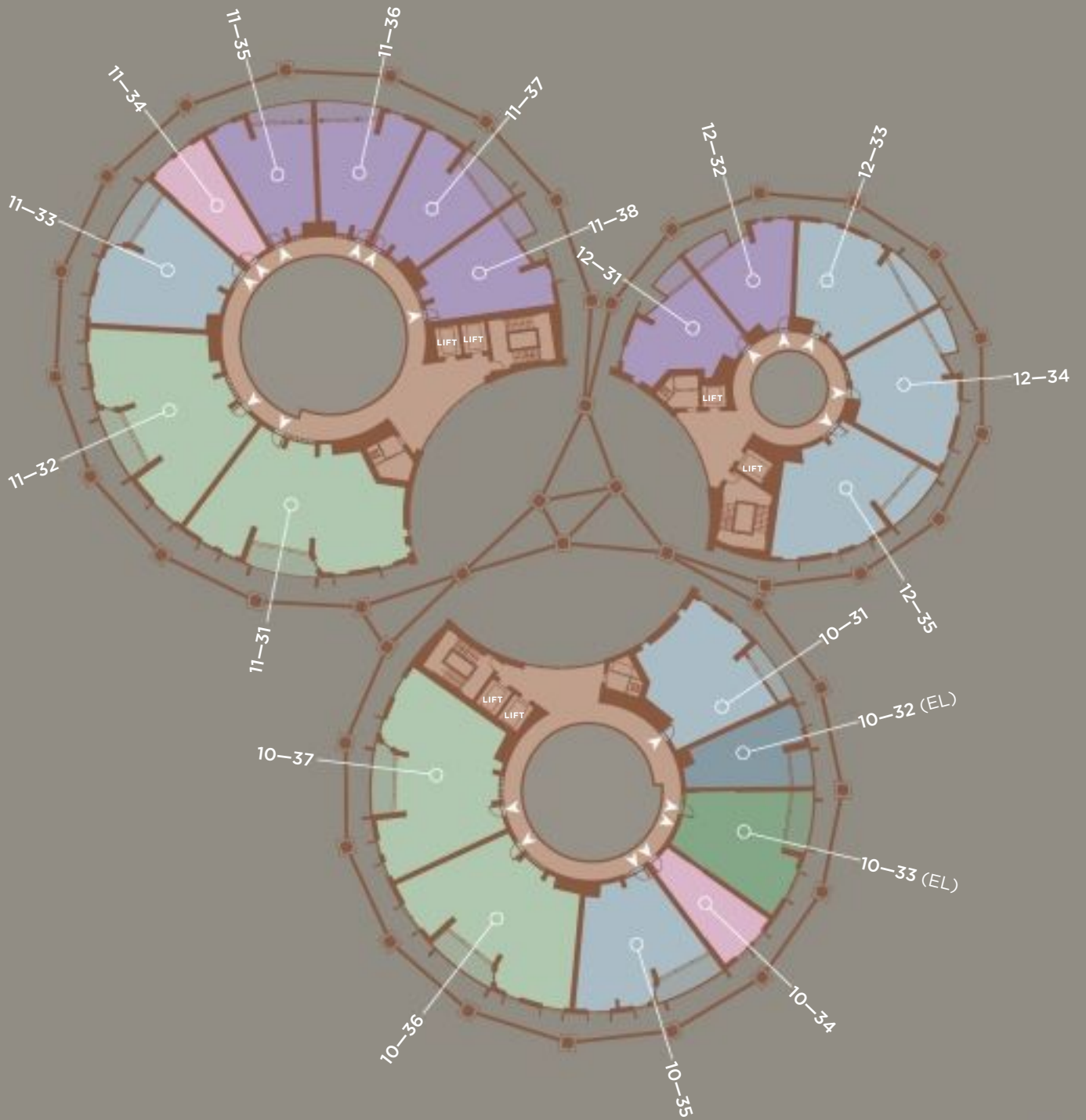
2nd Floor



Apartment Type

-  Studio
-  Two Bedroom
-  Three Bedroom
-  Apartment Entrance
-  One Bedroom
-  Two Bedroom Duplex
-  Three Bedroom Duplex

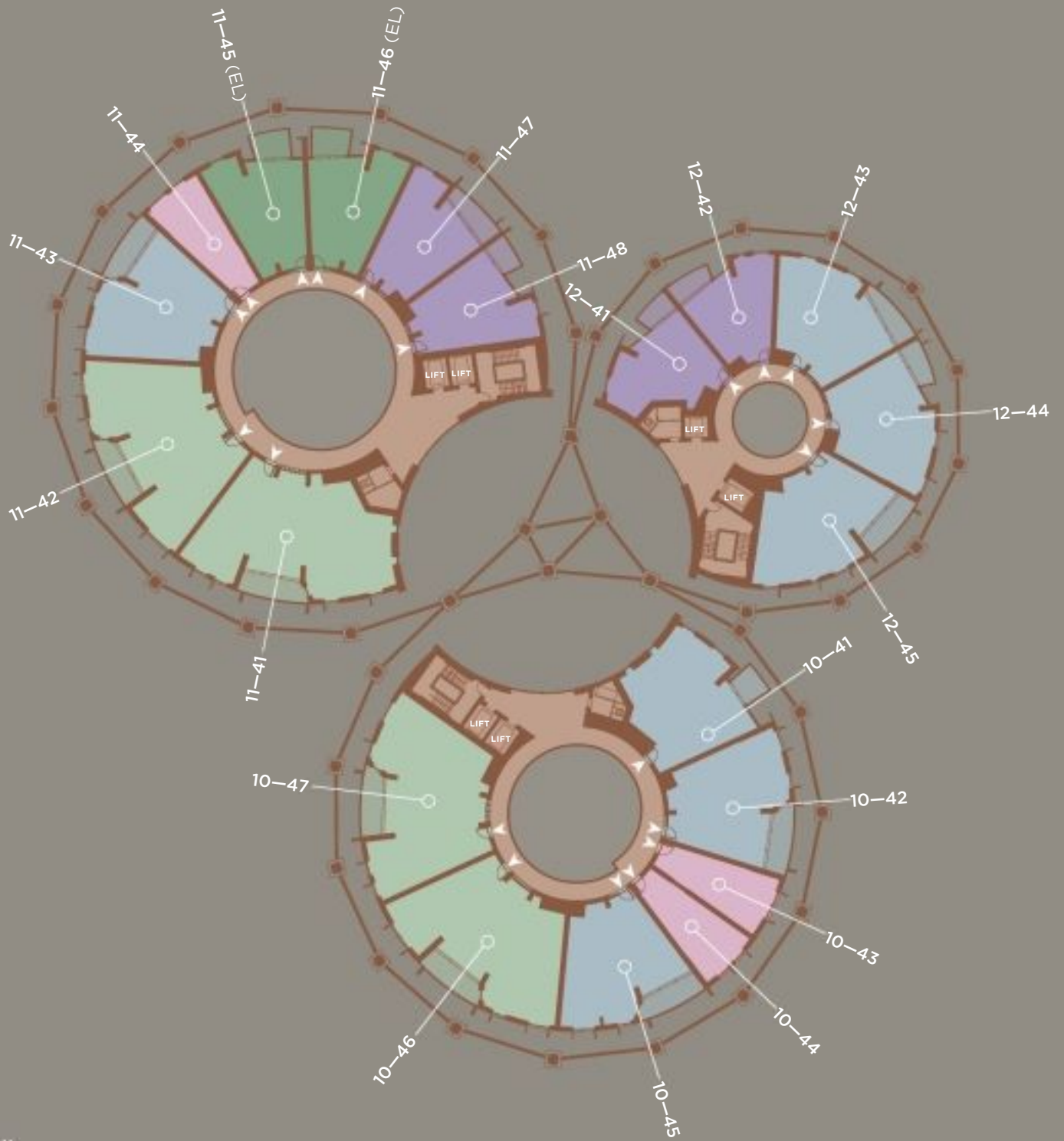
3rd Floor




Apartment Type

- Studio
- Two Bedroom
- Three Bedroom
- Apartment Entrance
- One Bedroom
- Two Bedroom Duplex
- Three Bedroom Duplex

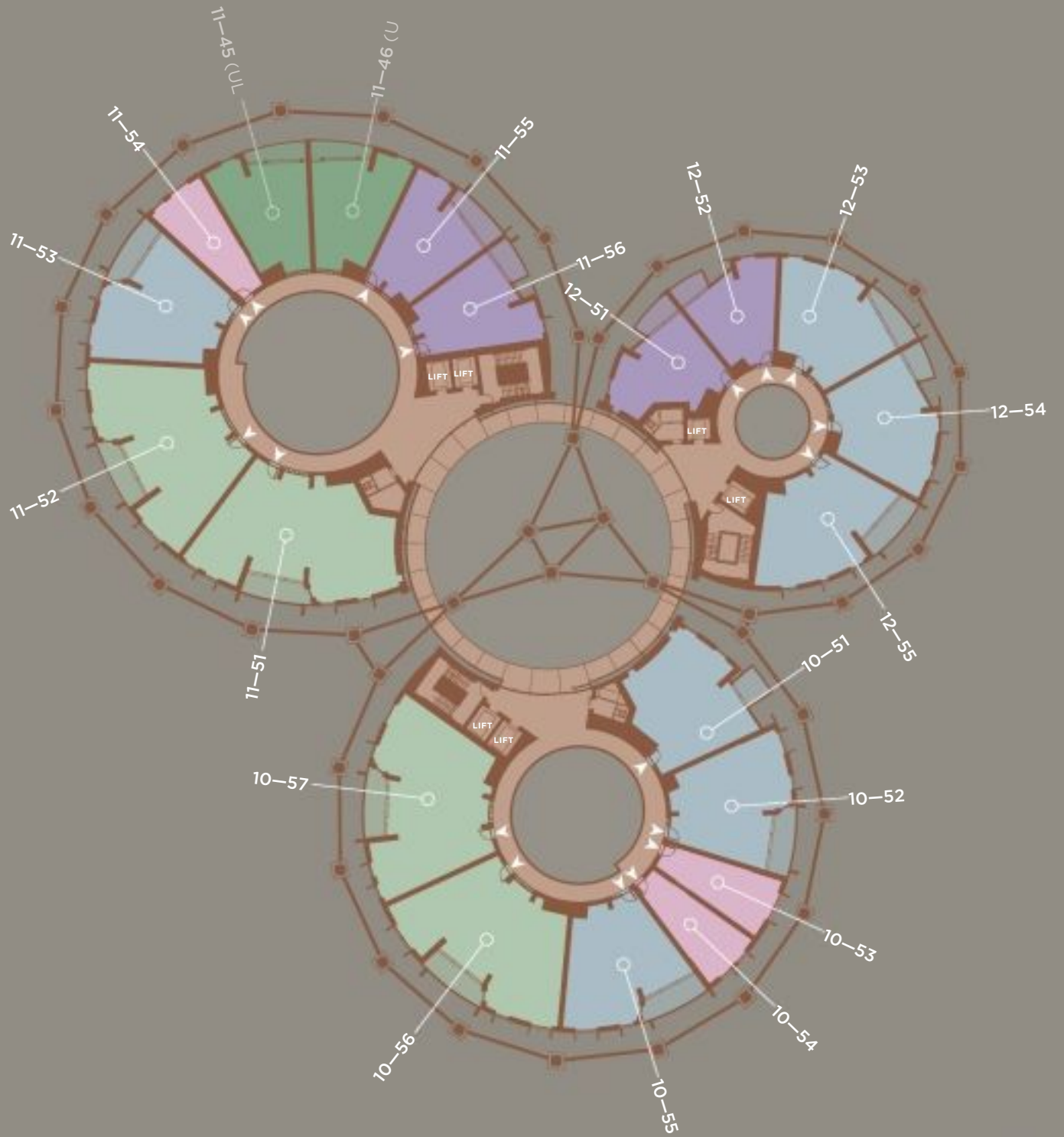
4th Floor




Apartment Type

-  Studio
-  Two Bedroom
-  Three Bedroom
-  Apartment Entrance
-  One Bedroom
-  Three Bedroom Duplex

5th Floor



Apartment Type



Studio



Two Bedroom



Three Bedroom



Apartment Entrance

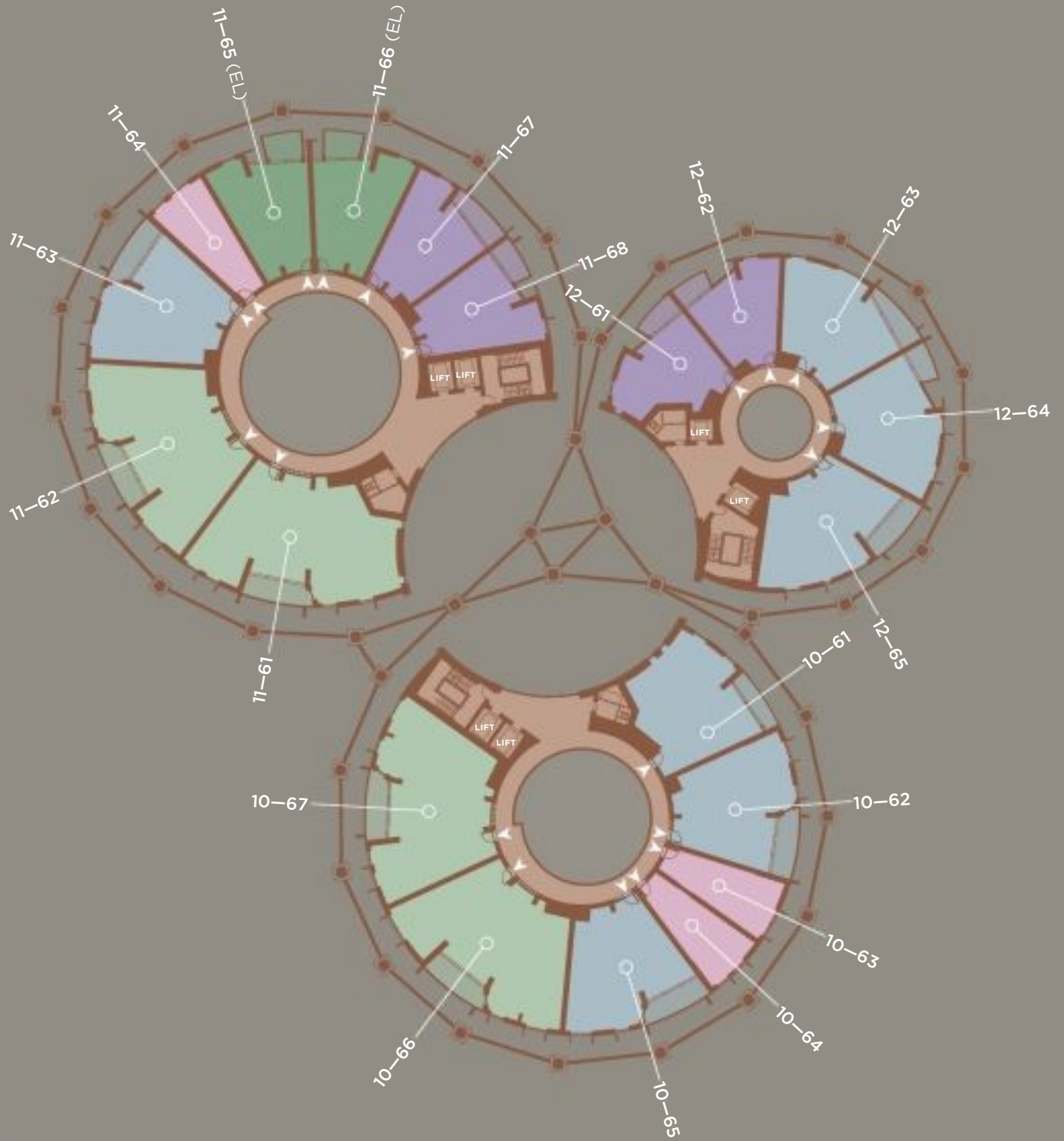


One Bedroom



Three Bedroom Duplex

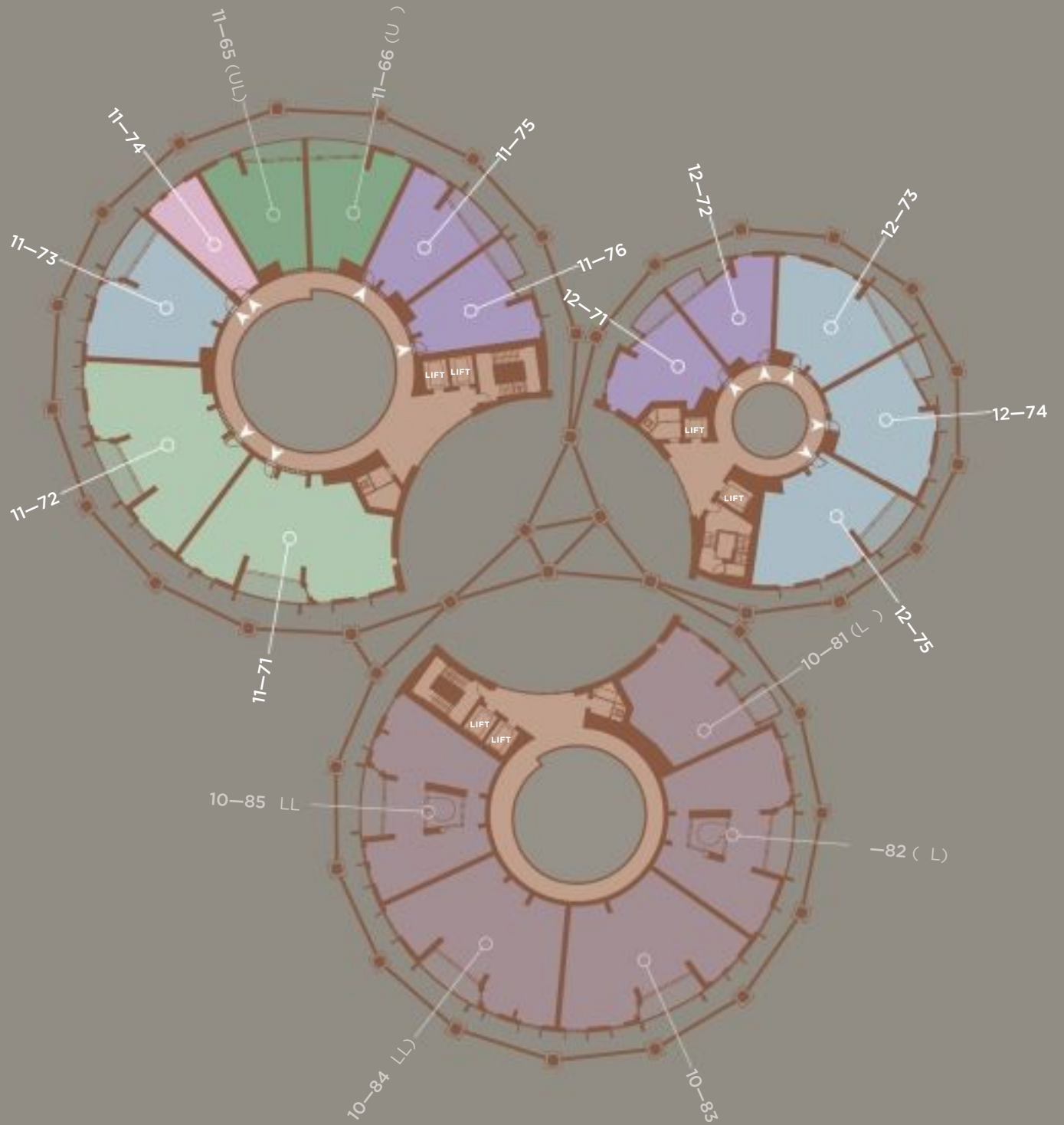
6th Floor



Apartment Type

-  Studio
-  Two Bedroom
-  Three Bedroom
-  Penthouse
-  Apartment Entrance
-  Three Bedroom Duplex
-  One Bedroom

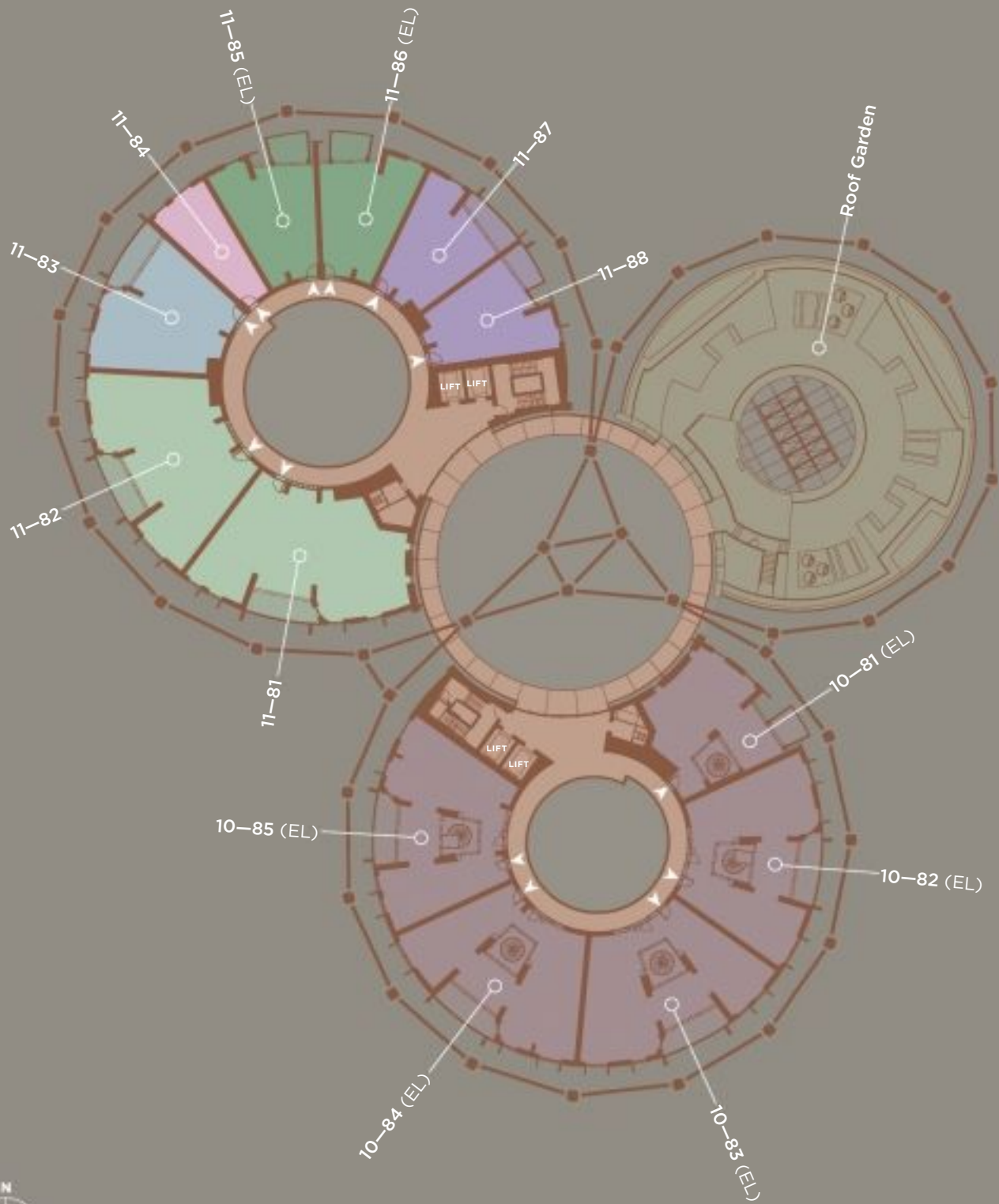
7th Floor



Apartment Type

- Studio
- Two Bedroom
- Three Bedroom
- Penthouse
- ▲ Apartment Entrance
- One Bedroom
- Three Bedroom Duplex

8th Floor

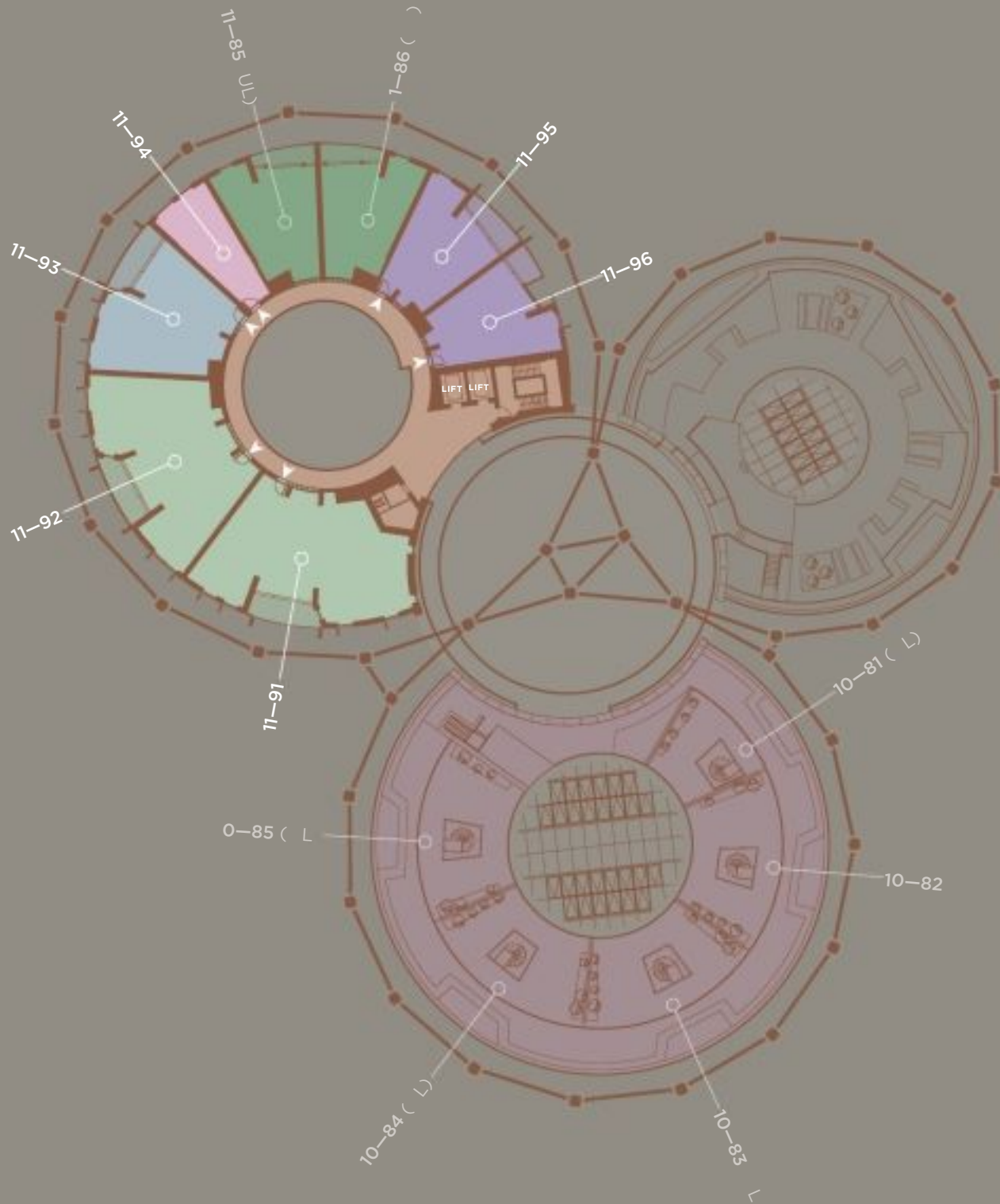


Apartment Type

- Studio
- Two Bedroom
- Three Bedroom
- Penthouse
- Apartment Entrance
- One Bedroom
- Three Bedroom Duplex

The roof garden can be accessed from a central walk way that links the three gasholders as well as from the lift lobby of Gasholder 12


9th Floor






Apartment Type

- Studio
- Two Bedroom
- Three Bedroom
- Penthouse
- Apartment Entrance
- One Bedroom
- Three Bedroom Duplex


10th Floor



Apartment Type

-  Three Bedroom Duplex
-  Penthouse
-  Apartment Entrance

11th Floor



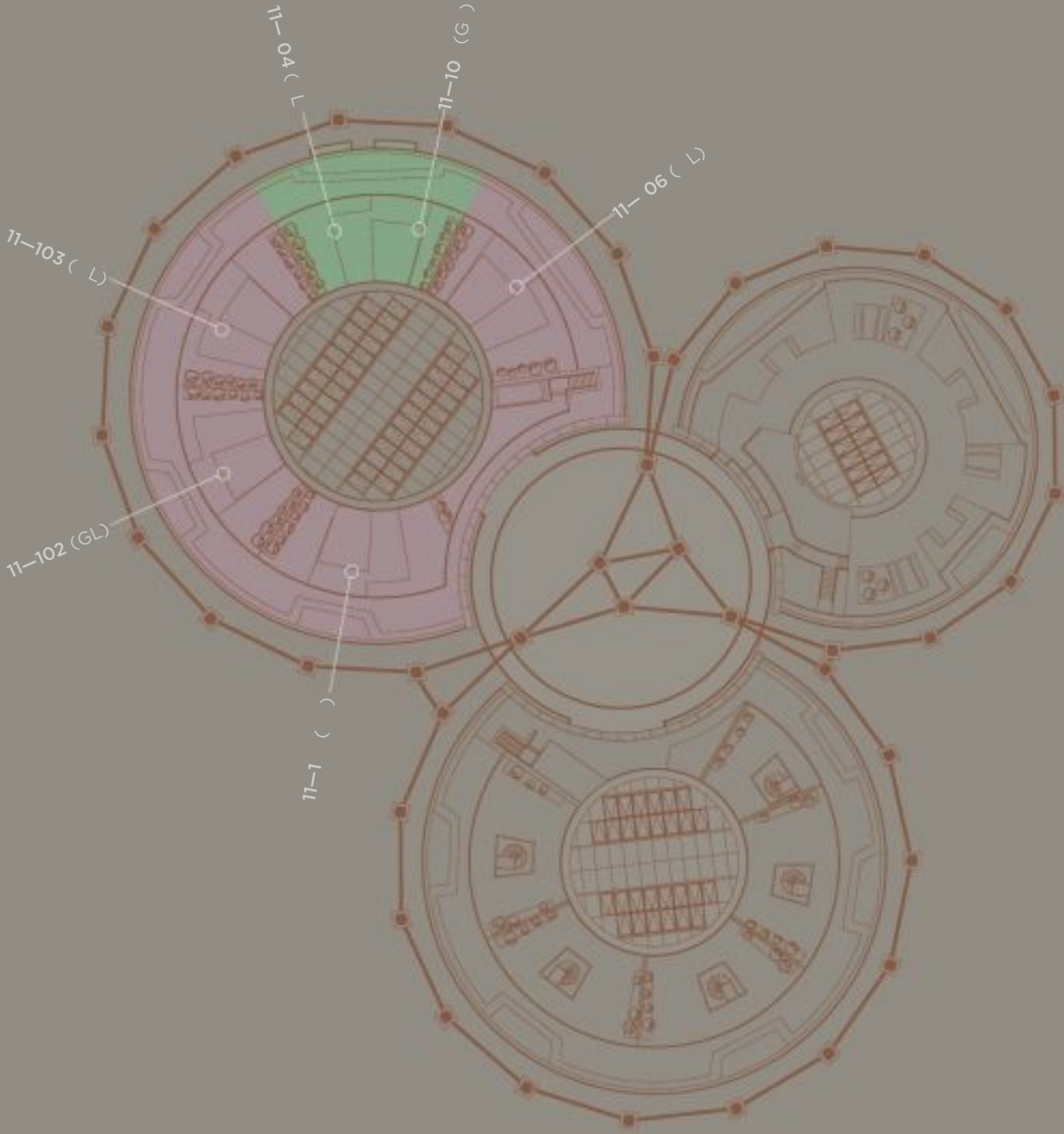
Apartment Type

 Three Bedroom Duplex




 Penthouse

 Apartment Entrance

12th Floor



Apartment Type


-  Three Bedroom Duplex
-  Penthouse
-  Apartment Entrance

Elevations

Elevations



Gasholder 12 Gasholder Park 1 Gasholder 11 Lewis Cubitt Square



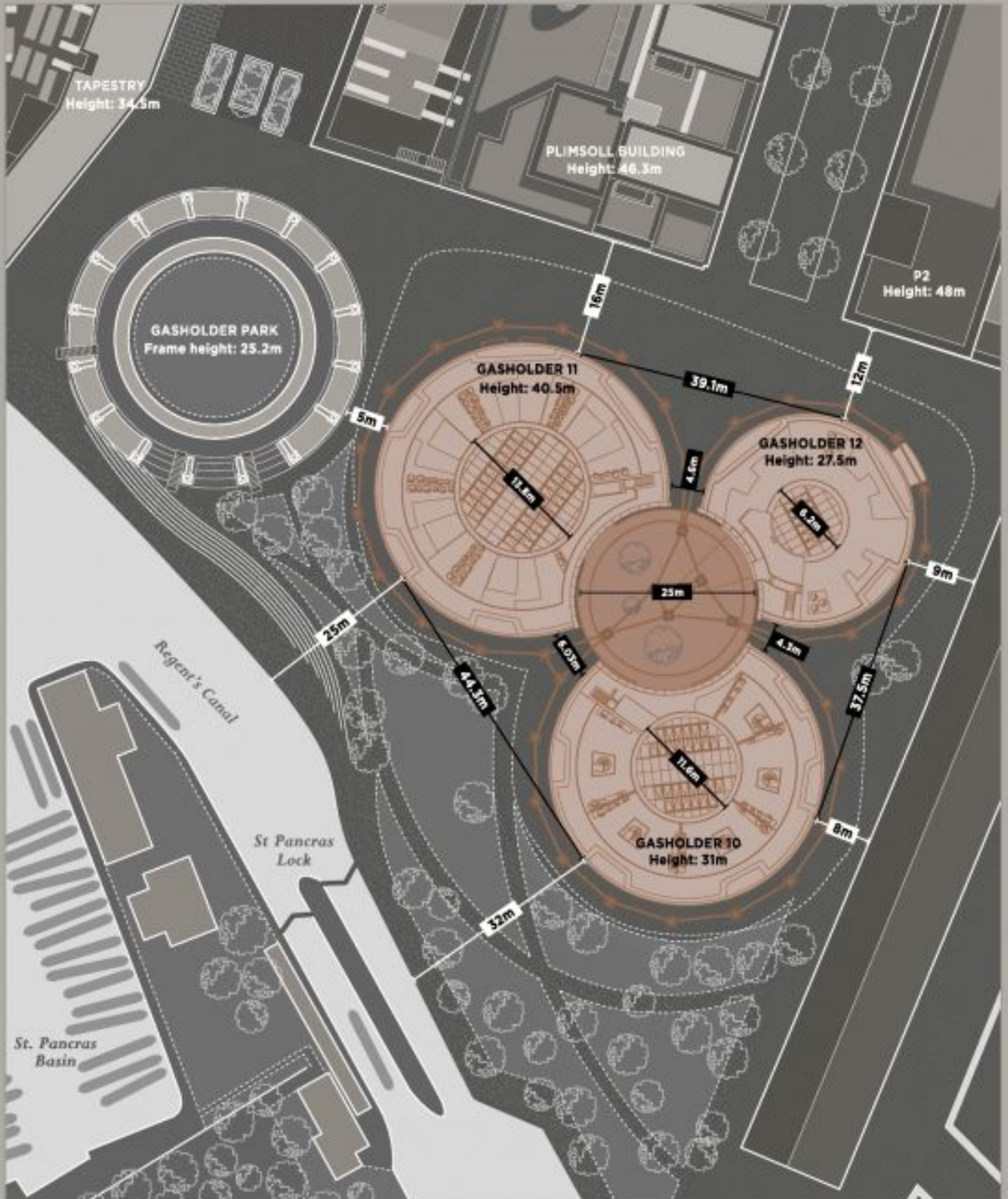
Gasholder 10 2 Gasholder 12



Gasholder 11 3 Gasholder 10

Plan illustrating approximate distances to, and heights of, neighbouring buildings

Gasholders — King's Cross, London N1C



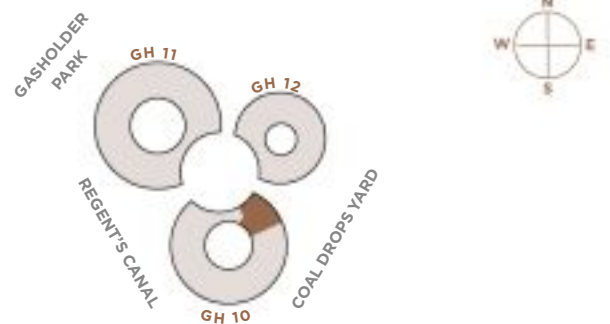
The floor plans
GASHOLDER 10



Schedule of Areas

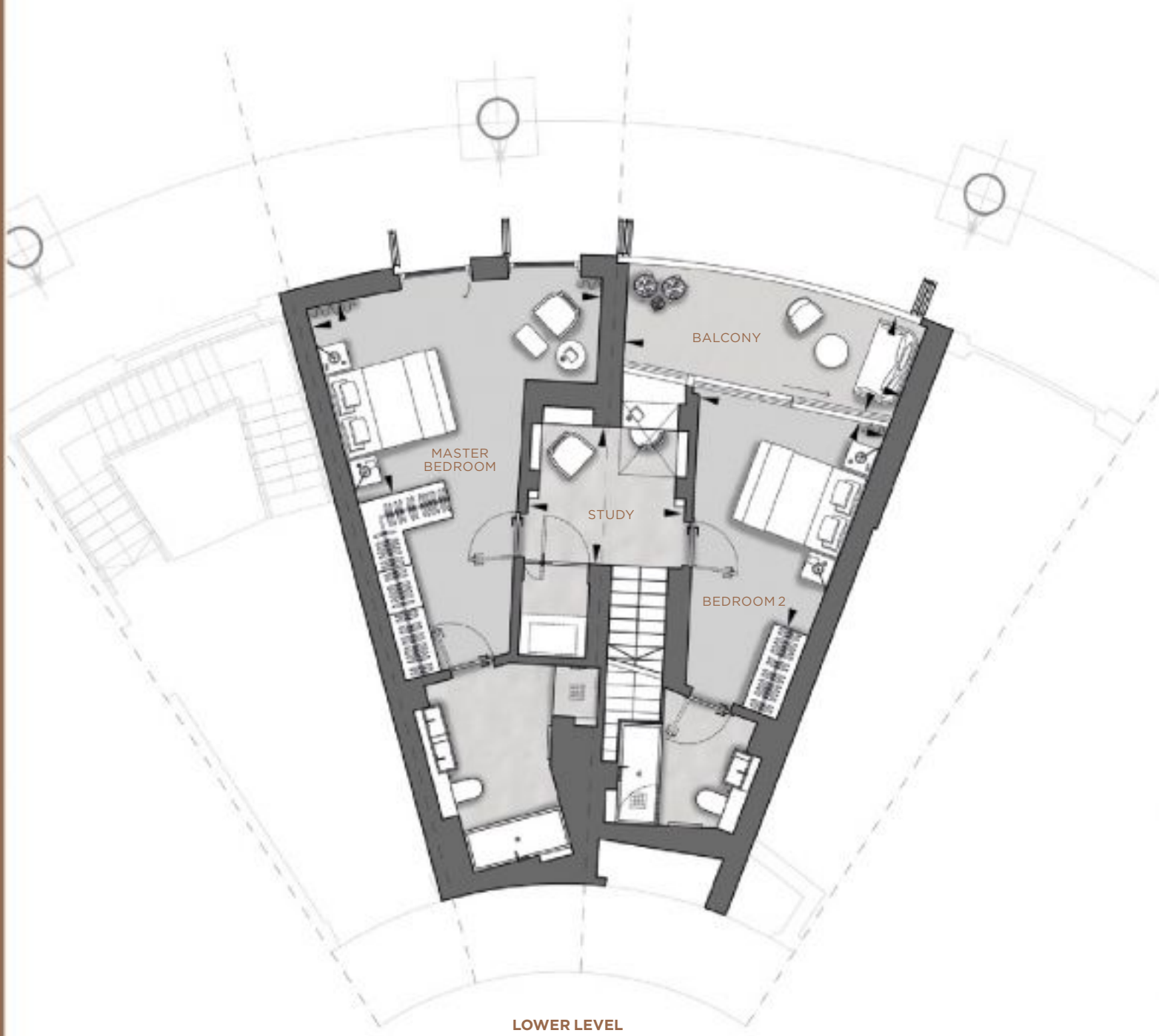
LIVING AREA	5.9m x 4.8m	19'3" x 15'10"
KITCHEN	3.0m x 2.6m	9'8" x 8'5"
MASTER BEDROOM	4.9m x 2.8m	16'2" x 9'3"
BEDROOM 2	3.5m x 2.6m	11'7" x 8'5"
TOTAL NSA	84.8 sqm	913 sqft
BALCONY	5.3m x 1.3m	17'6" x 4'1"

Position



Plans are not to scale. All measurements are approximate room dimensions



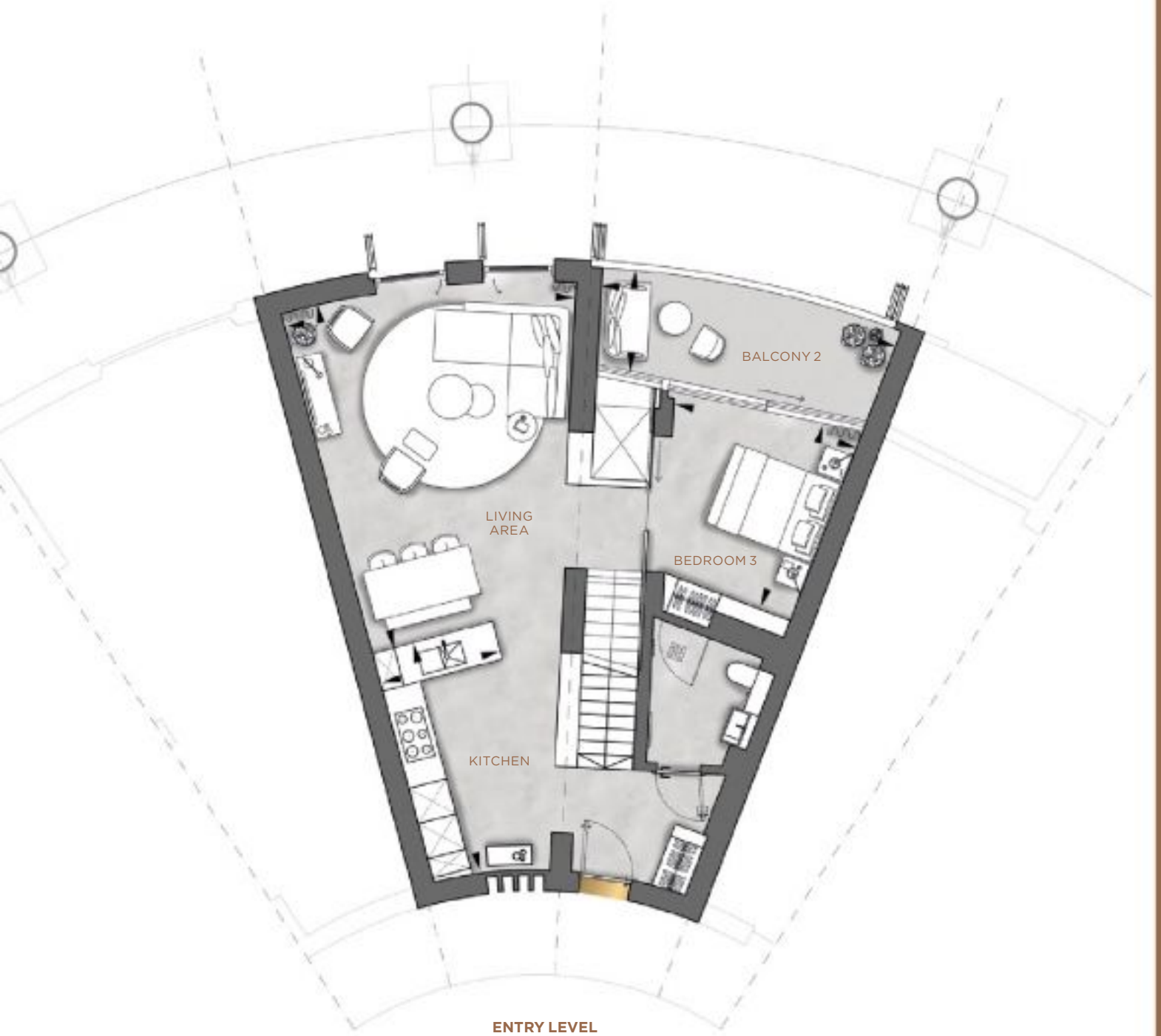


LOWER LEVEL

Schedule of Areas

MASTER BEDROOM	5.2m x 3.6m	17'0" x 11'8"
BEDROOM 2	3.9m x 3.3m	12'9" x 10'9"
STUDY	2.8m x 2.5m	9'2" x 8'0"
BALCONY	5.1m x 1.6m	16'7" x 5'4"

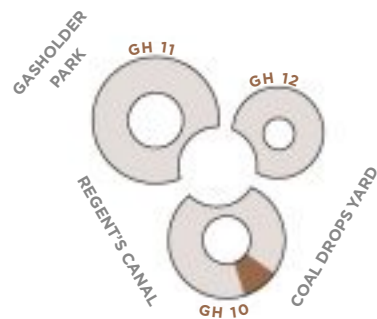
Plans are not to scale. All measurements are approximate room dimensions



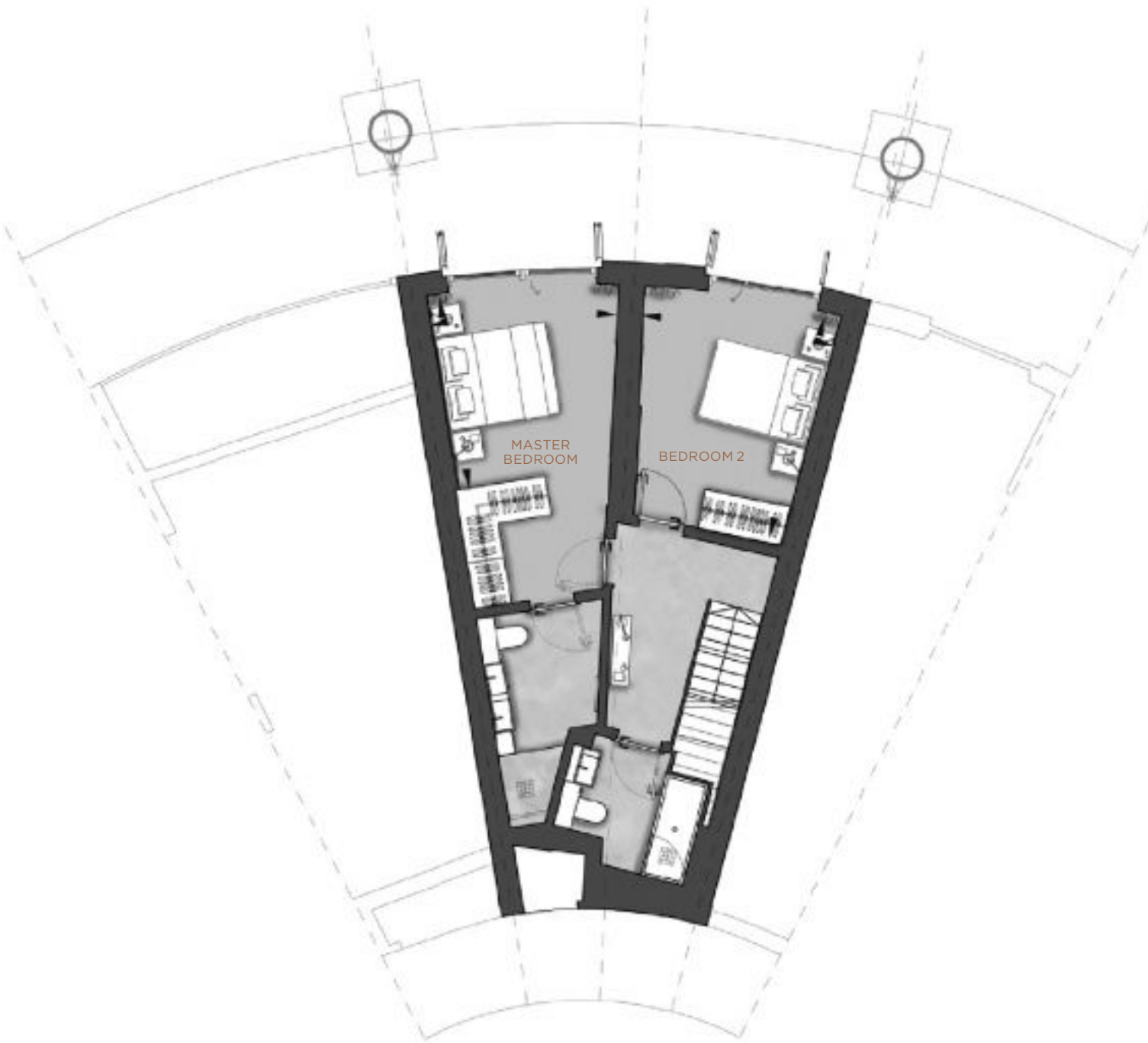
Schedule of Areas

LIVING AREA	6.3m x 5.2m	20'6" x 16'11"
KITCHEN	4.3m x 2.2m	14'1" x 7'1"
BEDROOM 3	3.5m x 3.2m	11'7" x 10'7"
TOTAL NSA	144 sqm	1,550 sqft
BALCONY 2	5.3m x 1.8m	17'6" x 5'10"

Position



Plans are not to scale. All measurements are approximate room dimensions

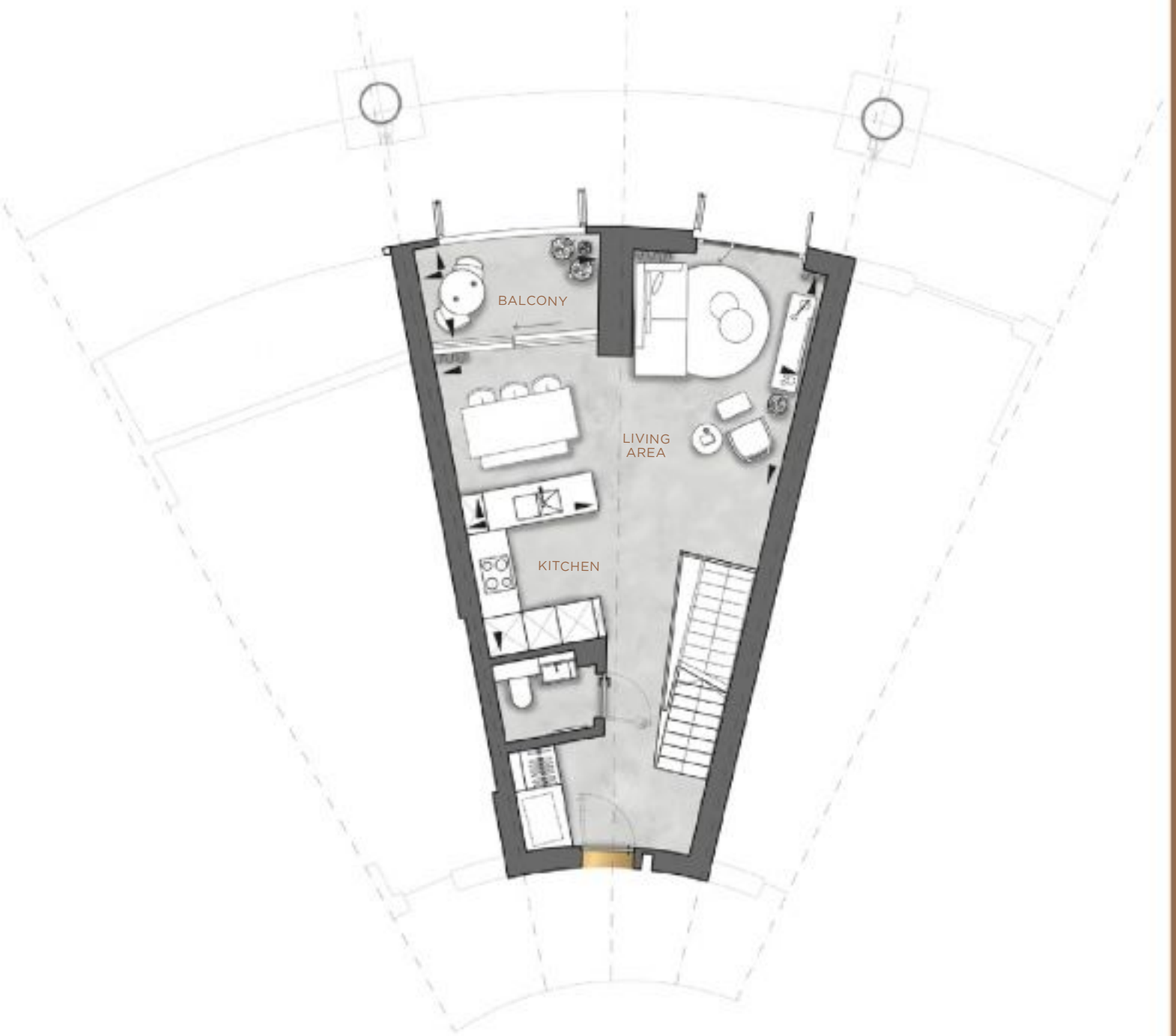


LOWER LEVEL

Schedule of Areas

MASTER BEDROOM	3.4m x 3.2m	11'2" x 10'8"
BEDROOM 2	3.7m x 3.4m	12'1" x 11'1"

Plans are not to scale. All measurements are approximate room dimensions

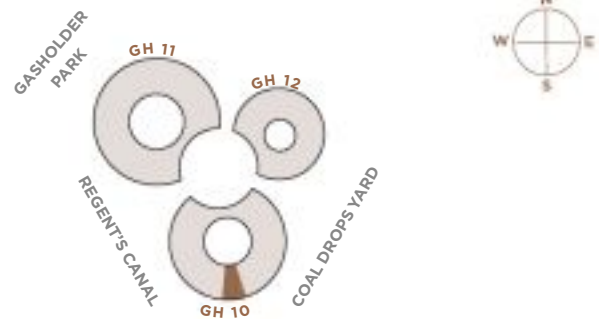


ENTRY LEVEL

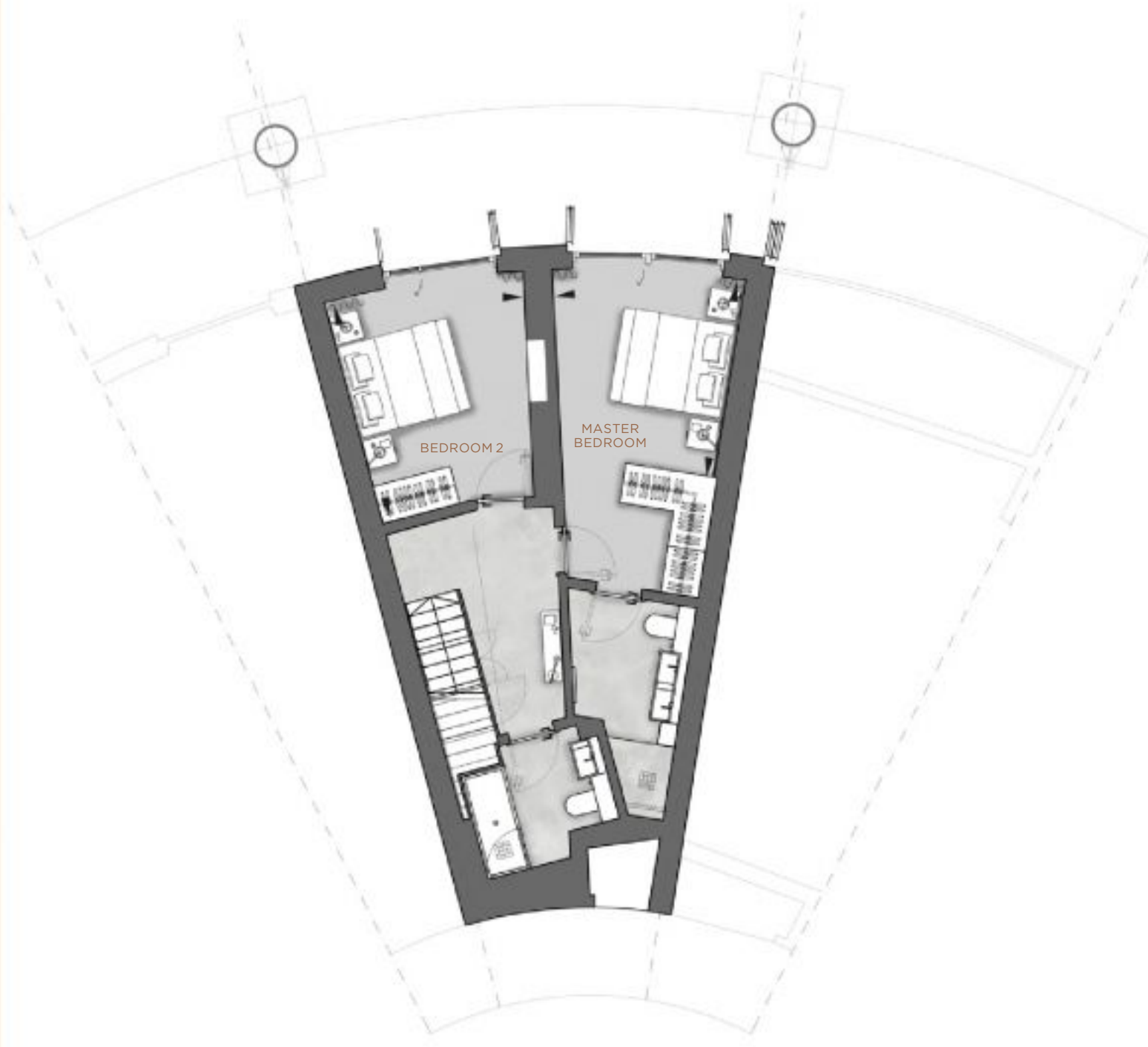
Schedule of Areas

LIVING AREA	6.5m x 5.5m	21'4" x 18'0"
KITCHEN	2.8m x 2.3m	9'2" x 7'7"
TOTAL NSA	100.4 sqm	1,081 sqft
BALCONY	3.2m x 1.7m	10'7" x 5'7"

Position



Plans are not to scale. All measurements are approximate room dimensions

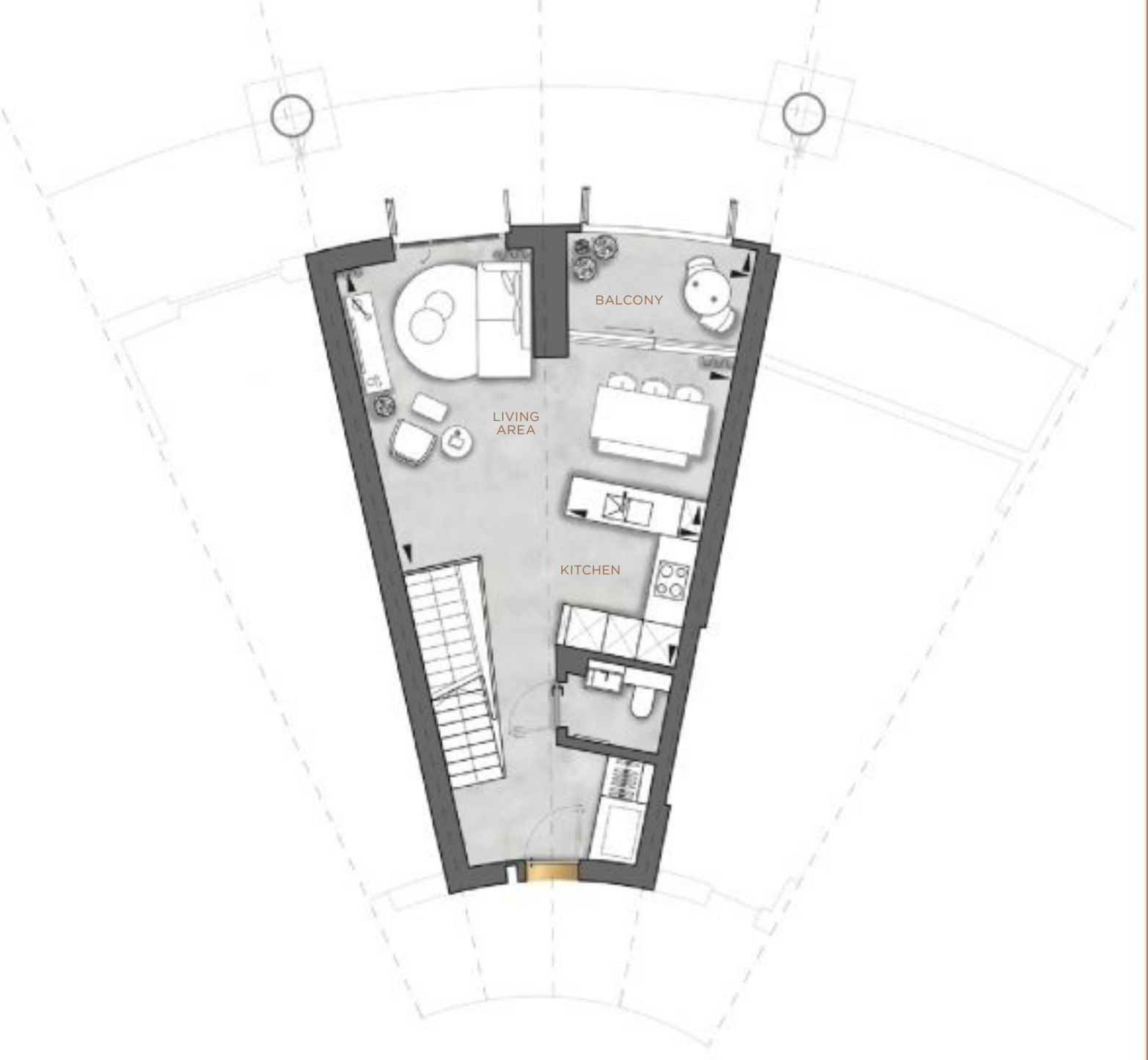


LOWER LEVEL

Schedule of Areas

MASTER BEDROOM	3.4m x 3.2m	11'2" x 10'8"
BEDROOM 2	3.7m x 3.0m	12'1" x 9'11"

Plans are not to scale. All measurements are approximate room dimensions

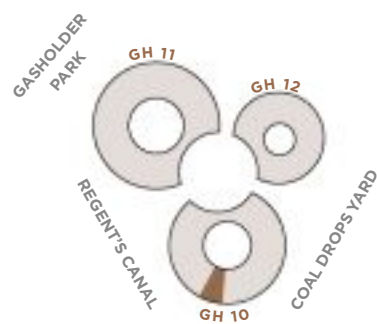


ENTRY LEVEL

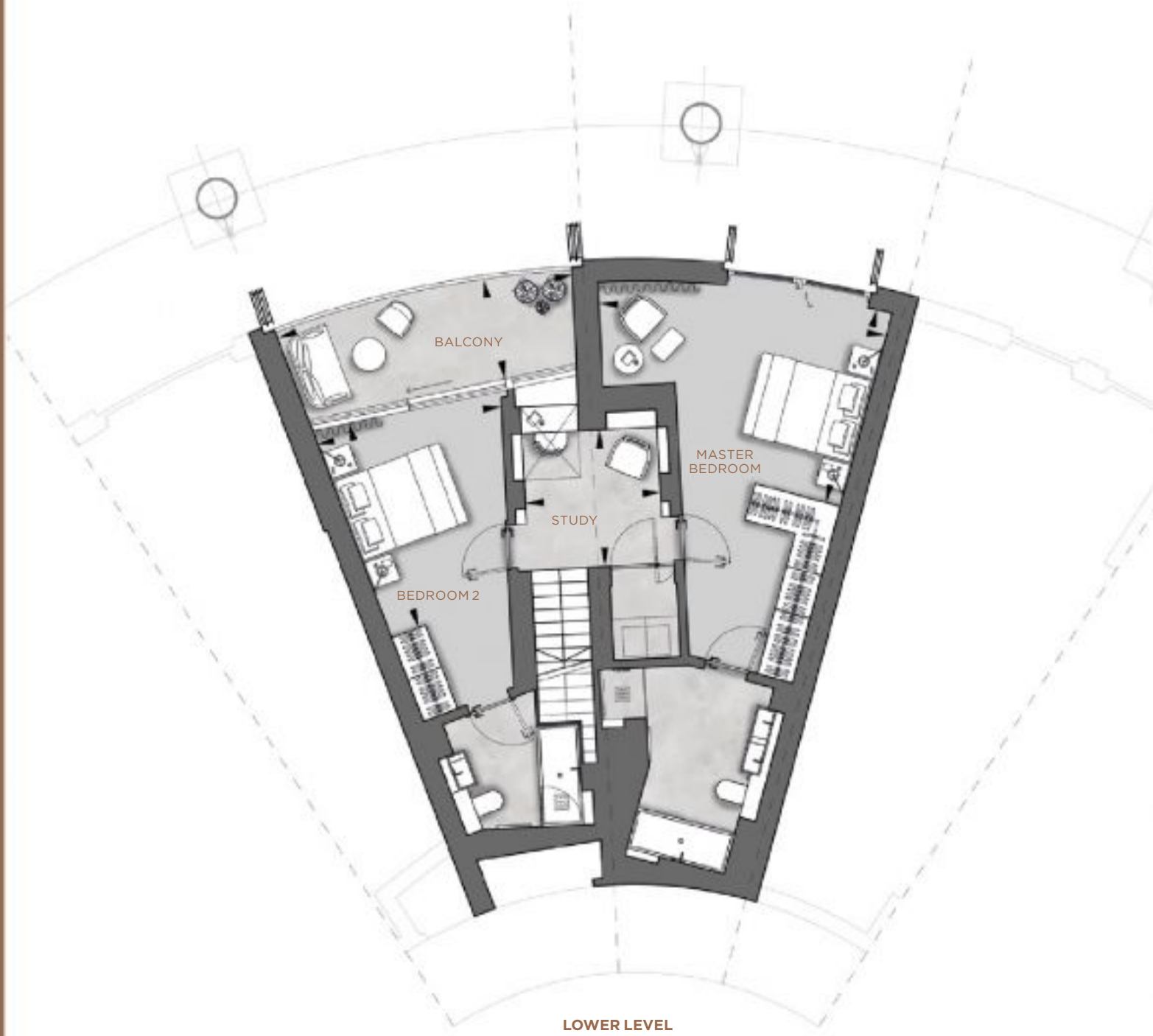
Schedule of Areas

LIVING AREA	6.5m x 5.5m	21'3" x 18'0"
KITCHEN	2.8m x 2.3m	9'1" x 7'6"
TOTAL NSA	100.4 sqm	1,081 sqft
BALCONY	3.2m x 1.7m	10'8" x 5'7"

Position



Plans are not to scale. All measurements are approximate room dimensions



LOWER LEVEL

Schedule of Areas

MASTER BEDROOM	5.2m x 3.6m	17'0" x 11'9"
BEDROOM 2	3.9m x 3.3m	12'10" x 10'8"
STUDY	2.5m x 2.4m	8'0" x 7'11"
BALCONY	5.4m x 1.7m	17'8" x 5'7"

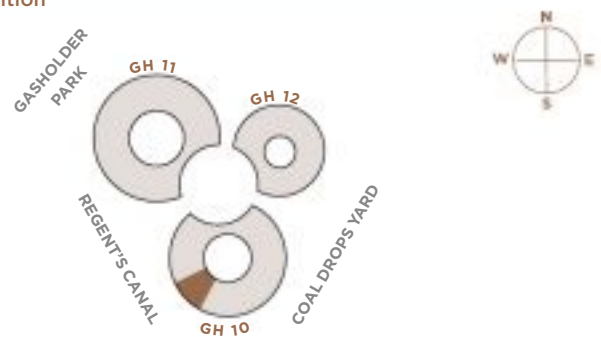
Plans are not to scale. All measurements are approximate room dimensions



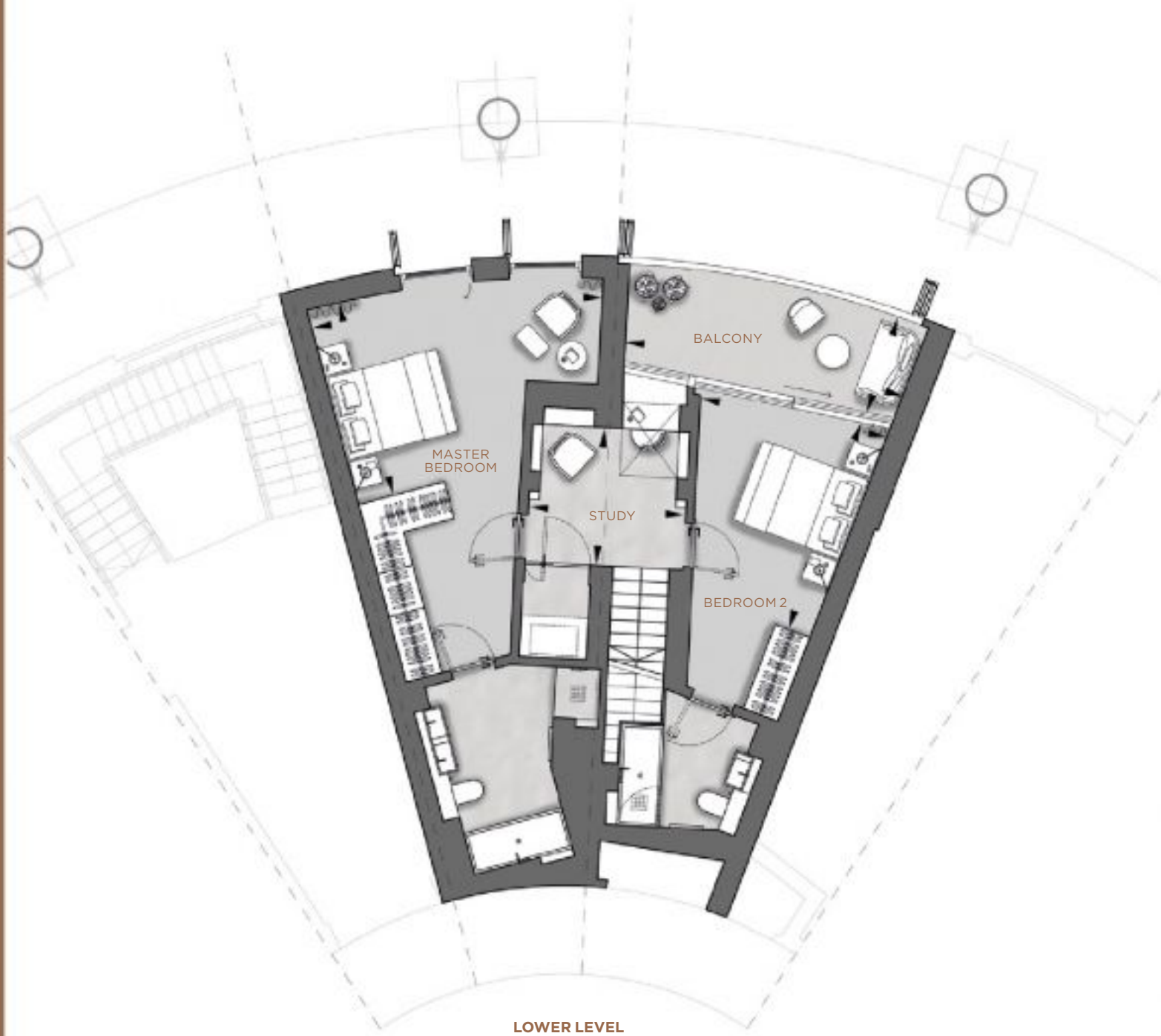
Schedule of Areas

LIVING AREA	6.3m x 5.2m	20'7" x 17'0"
KITCHEN	4.3m x 2.2m	14'1" x 7'1"
BEDROOM 3	3.5m x 3.3m	11'7" x 10'8"
TOTAL NSA	143.9 sqm	1,549 sqft
BALCONY 2	5.4m x 1.9m	17'8" x 6'1"

Position



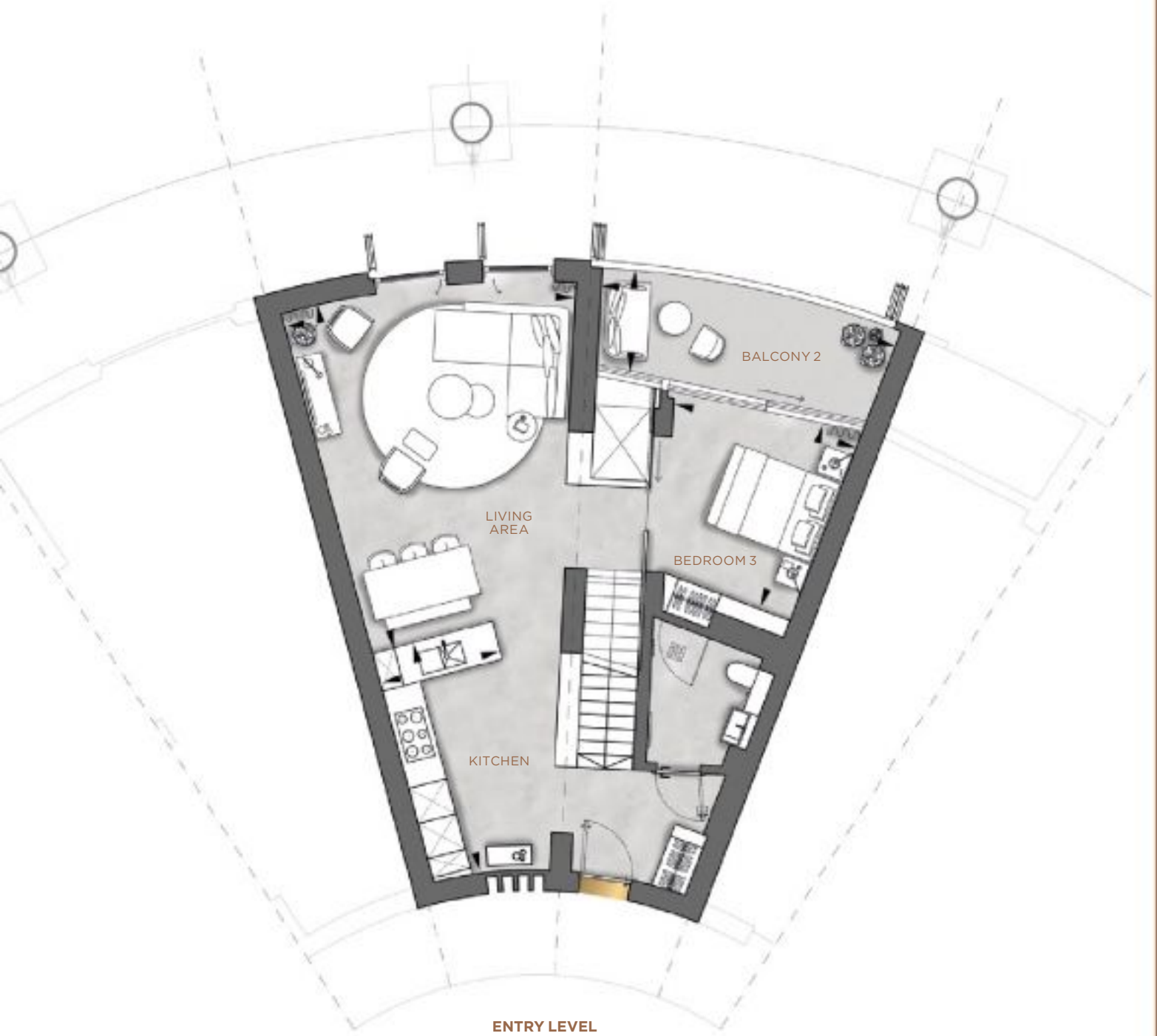
Plans are not to scale. All measurements are approximate room dimensions



Schedule of Areas

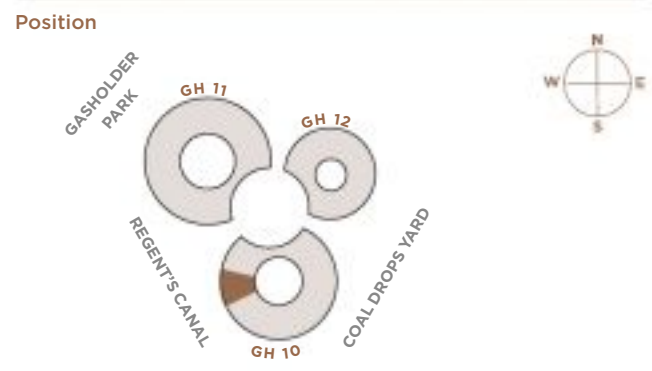
MASTER BEDROOM	5.2m x 3.6m	17'2" x 11'9"
BEDROOM 2	3.9m x 3.2m	12'10" x 10'8"
STUDY	2.5m x 2.4m	8'0" x 7'11"
BALCONY	5.0m x 1.7m	16'6" x 5'5"

Plans are not to scale. All measurements are approximate room dimensions

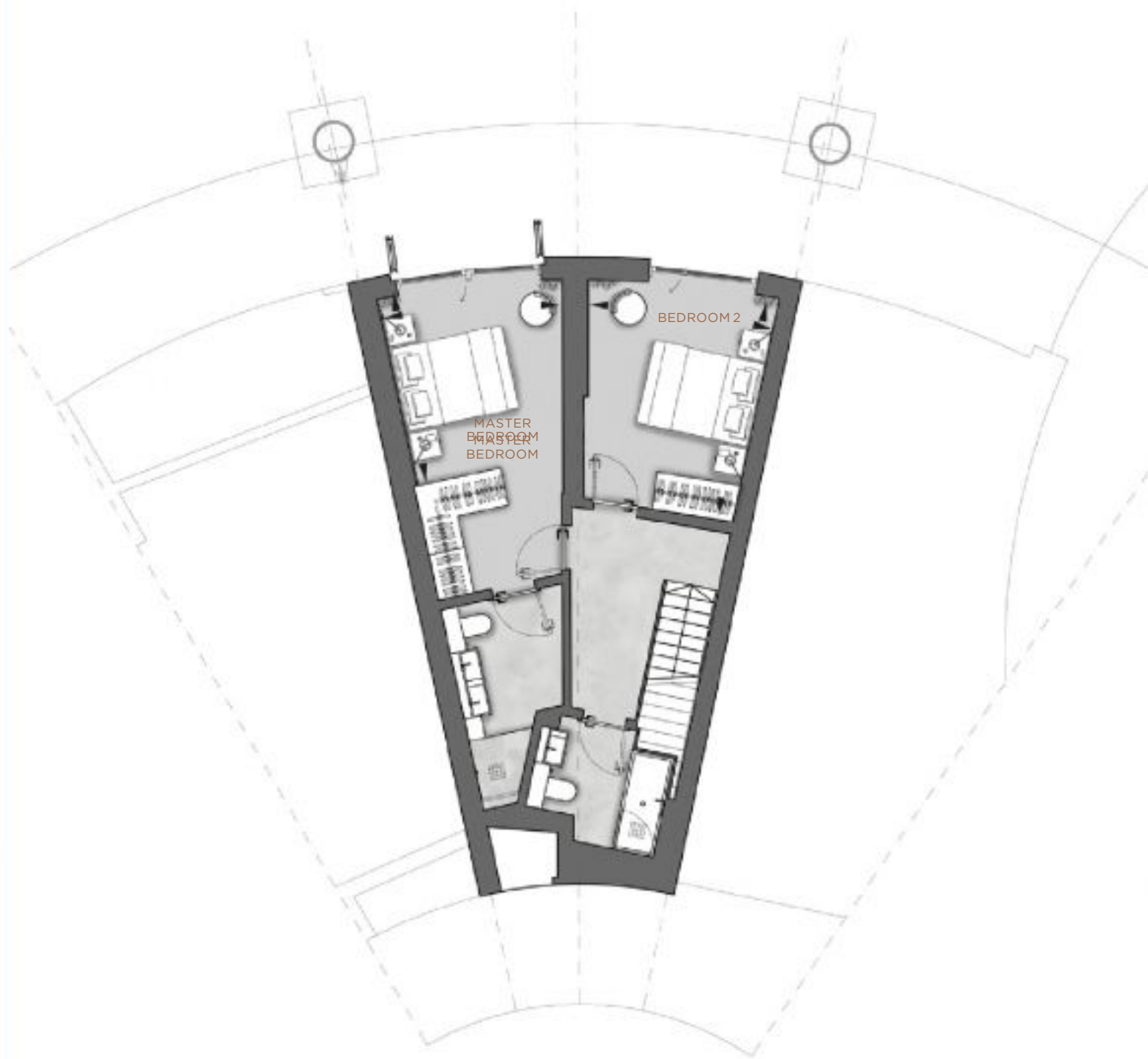


Schedule of Areas

LIVING AREA	6.3m x 5.2m	20'7" x 17'2"
KITCHEN	4.3m x 2.2m	14'1" x 7'1"
BEDROOM 3	3.5m x 3.2m	11'7" x 10'8"
TOTAL NSA	144 sqm	1,550 sqft
BALCONY 2	5.3m x 1.8m	17'5" x 5'10"



Plans are not to scale. All measurements are approximate room dimensions

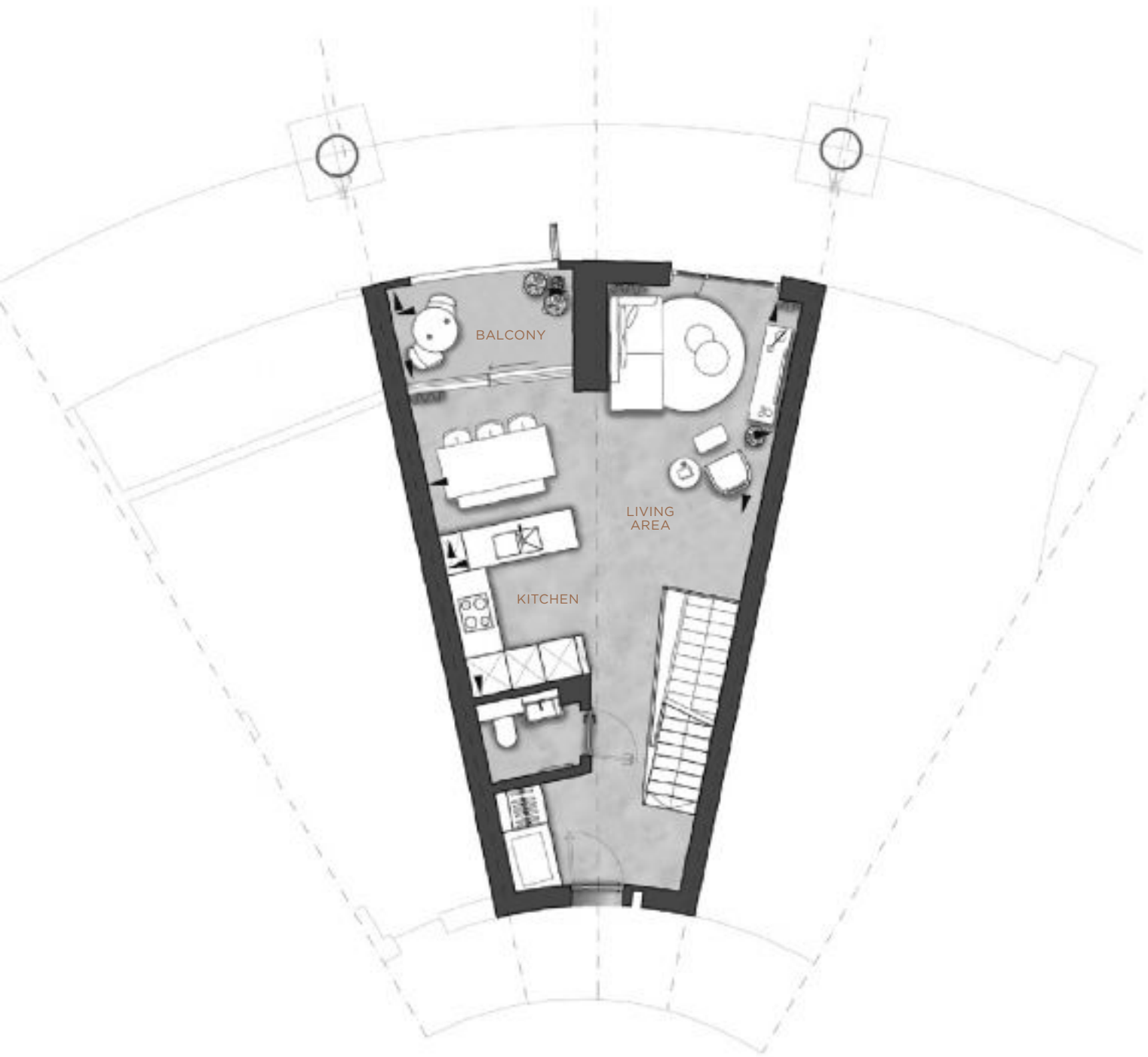


LOWER LEVEL

Schedule of Areas

MASTER BEDROOM	3.4m x 3.2m	11'2" x 10'5"
BEDROOM 2	3.7m x 3.0m	12'2" x 9'11"

Plans are not to scale. All measurements are approximate room dimensions

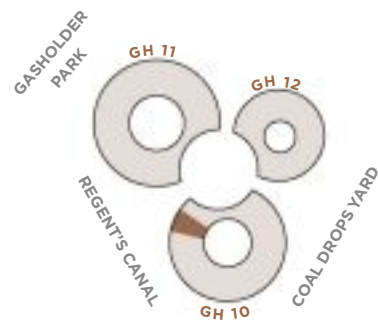


ENTRY LEVEL

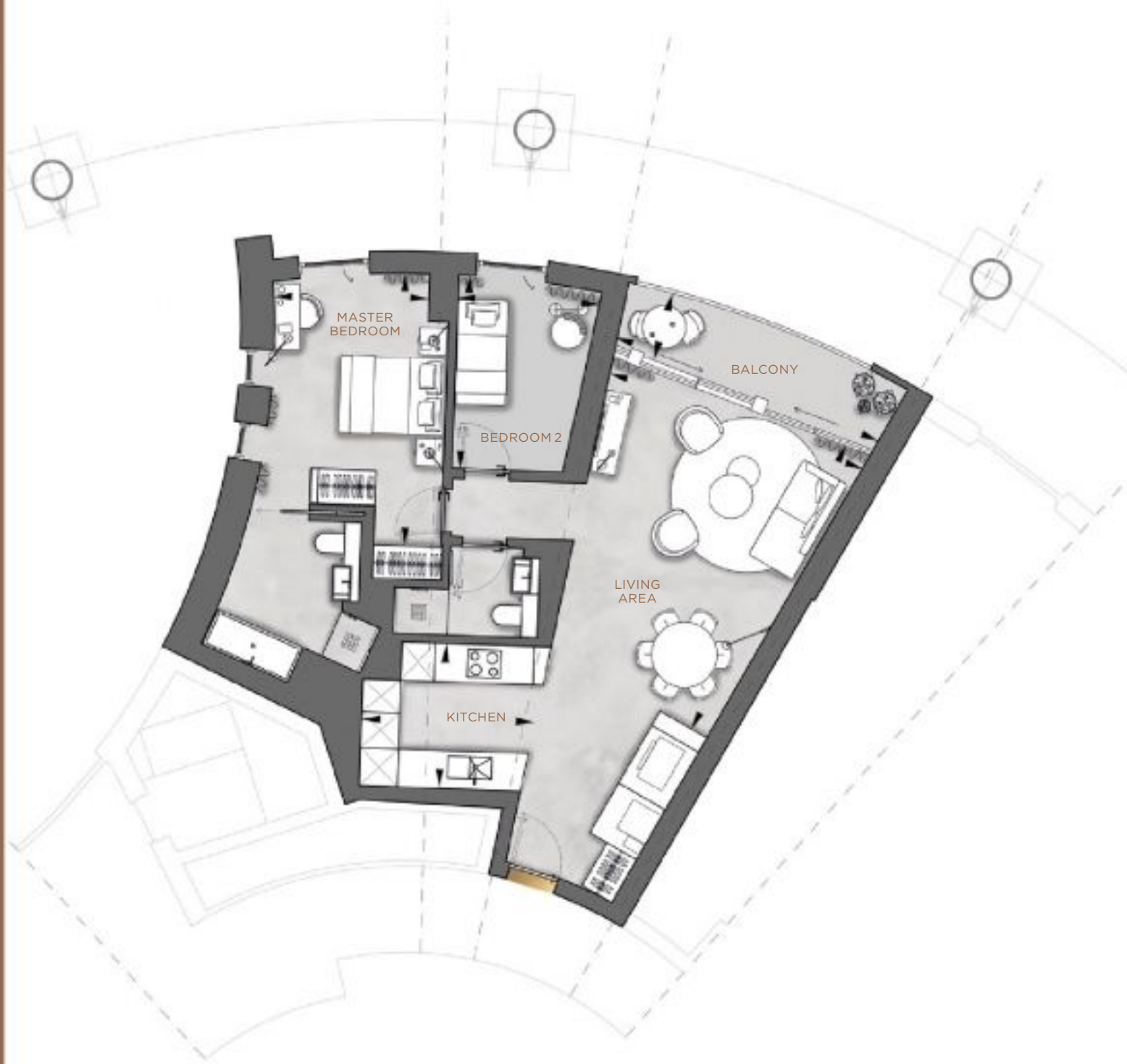
Schedule of Areas

LIVING AREA	6.1m x 5.5m	20'2" x 18'0"
KITCHEN	2.8m x 2.4m	9'2" x 7'9"
TOTAL NSA	101.4 sqm	1,091 sqft
BALCONY	3.2m x 1.7m	10'6" x 5'7"

Position



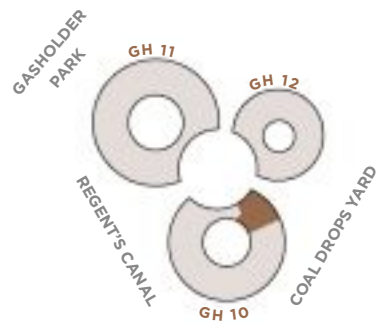
Plans are not to scale. All measurements are approximate room dimensions



Schedule of Areas

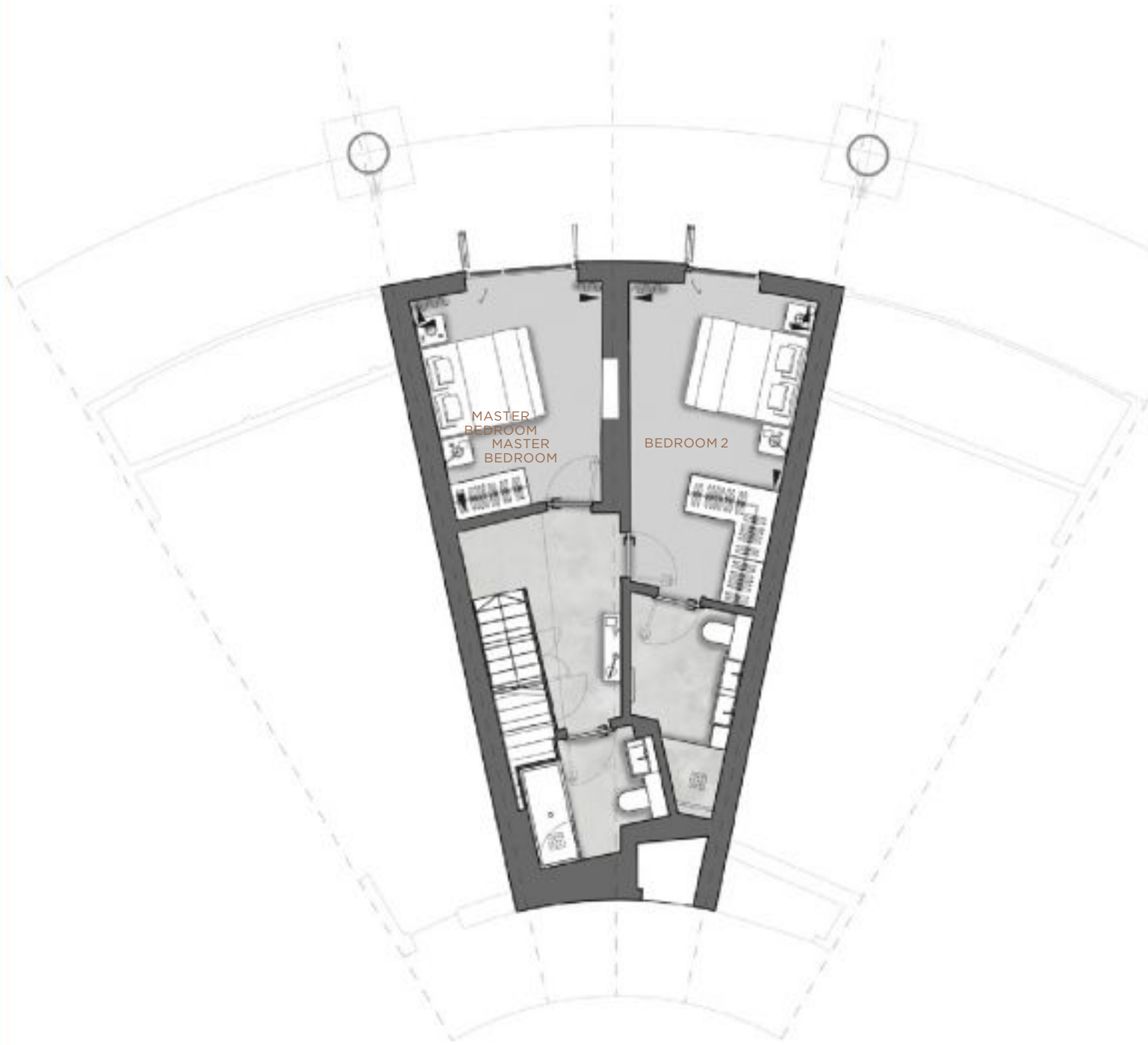
LIVING AREA	5.9m x 4.8m	19'3" x 15'10"
KITCHEN	3.0m x 2.6m	9'8" x 8'5"
MASTER BEDROOM	4.9m x 2.8m	16'2" x 9'3"
BEDROOM 2	3.5m x 2.5m	11'7" x 8'4"
TOTAL NSA	84.9 sqm	914 sqft
BALCONY	5.2m x 1.3m	17'0" x 4'2"

Position



Plans are not to scale. All measurements are approximate room dimensions



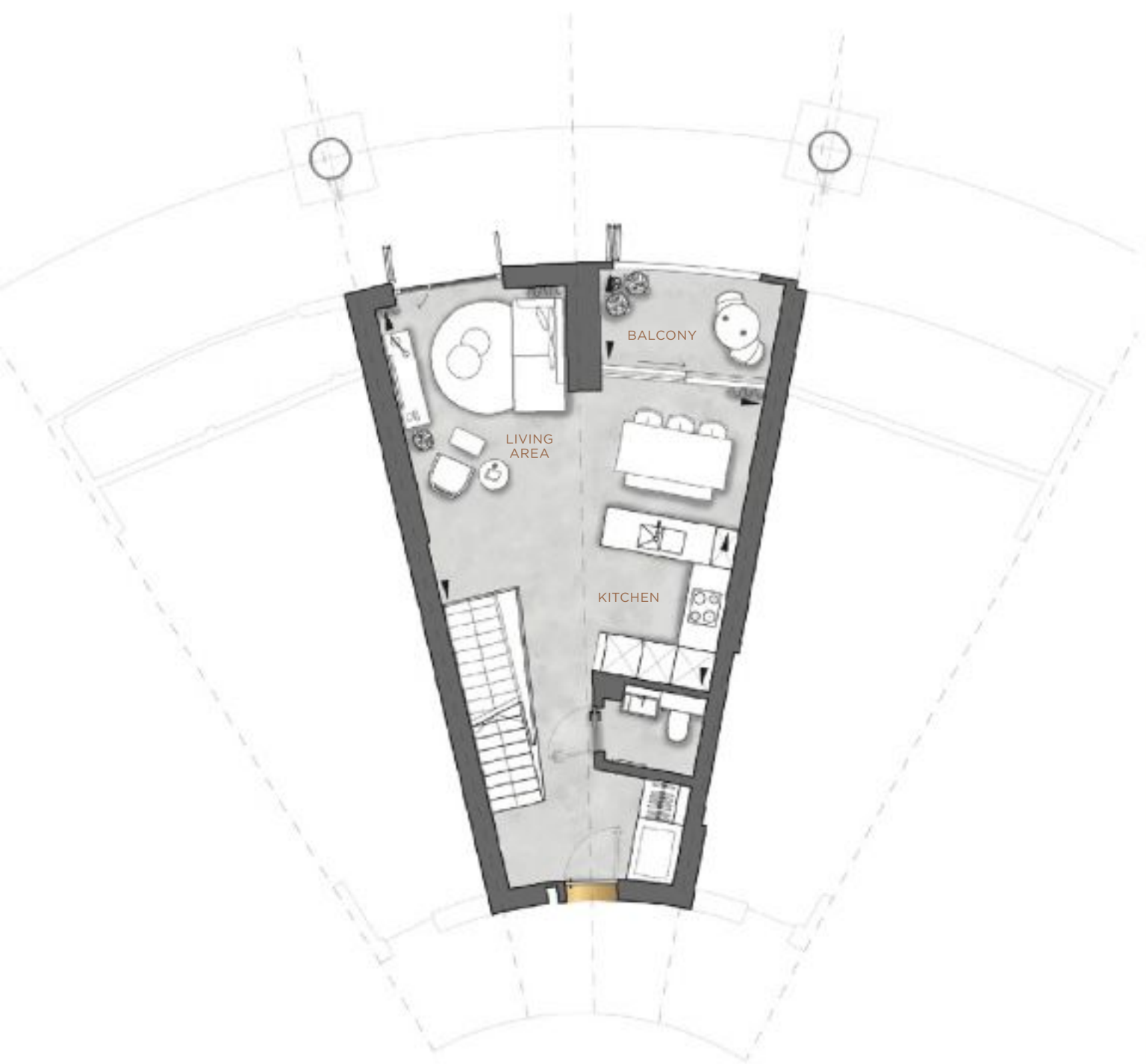


LOWER LEVEL

Schedule of Areas

MASTER BEDROOM	3.4m x 3.3m	11'1" x 10'8"
BEDROOM 2	3.7m x 3.0m	12'1" x 9'10"

Plans are not to scale. All measurements are approximate room dimensions

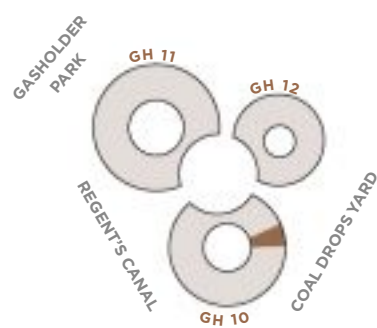


ENTRY LEVEL

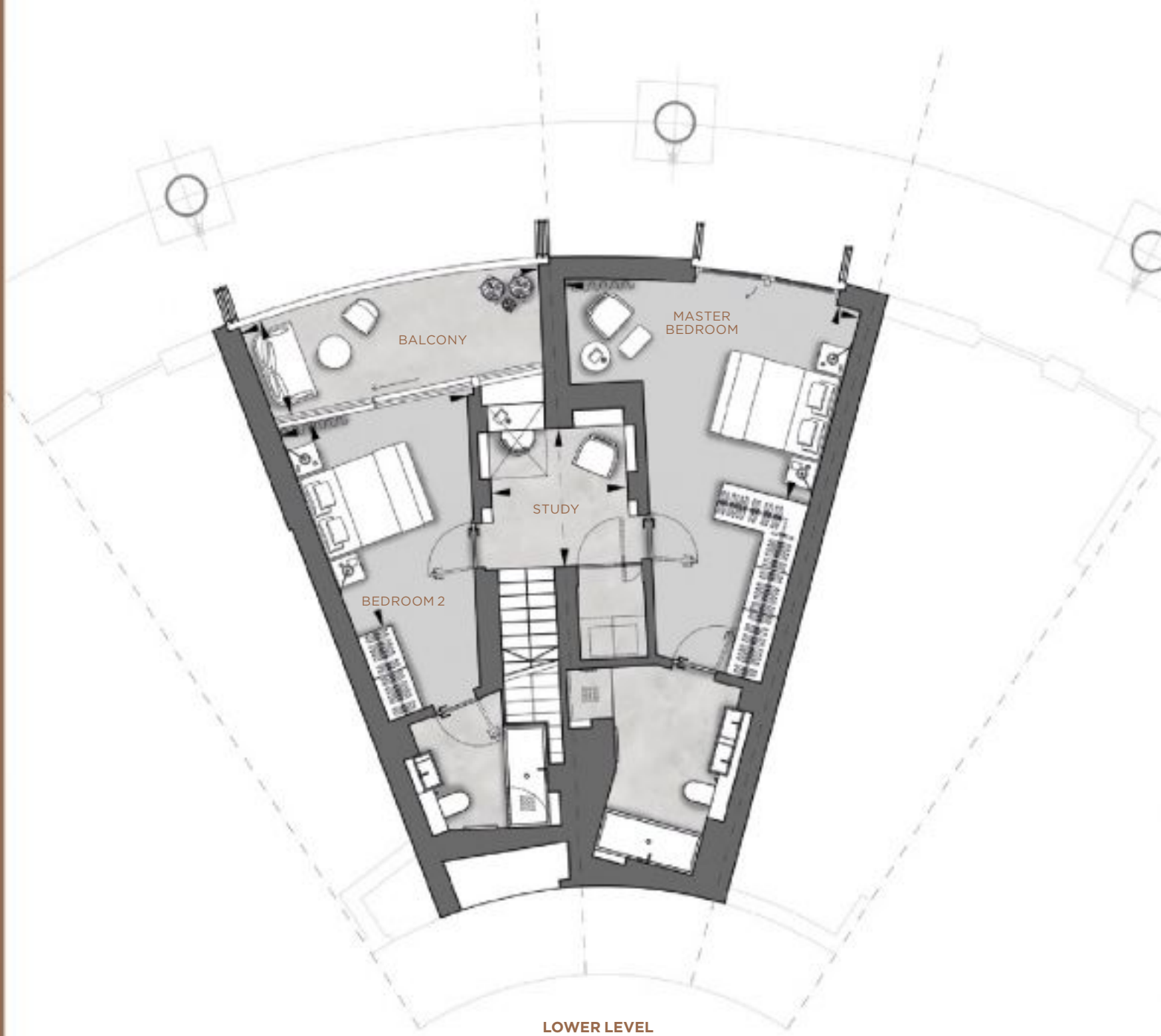
Schedule of Areas

LIVING AREA	6.4m x 5.5m	21' x 18'0"
KITCHEN	2.8m x 2.3m	9'1" x 7'7"
TOTAL NSA	100.4 sqm	1,081 sqft
BALCONY	3.3m x 1.7m	10'8" x 5'7"

Position



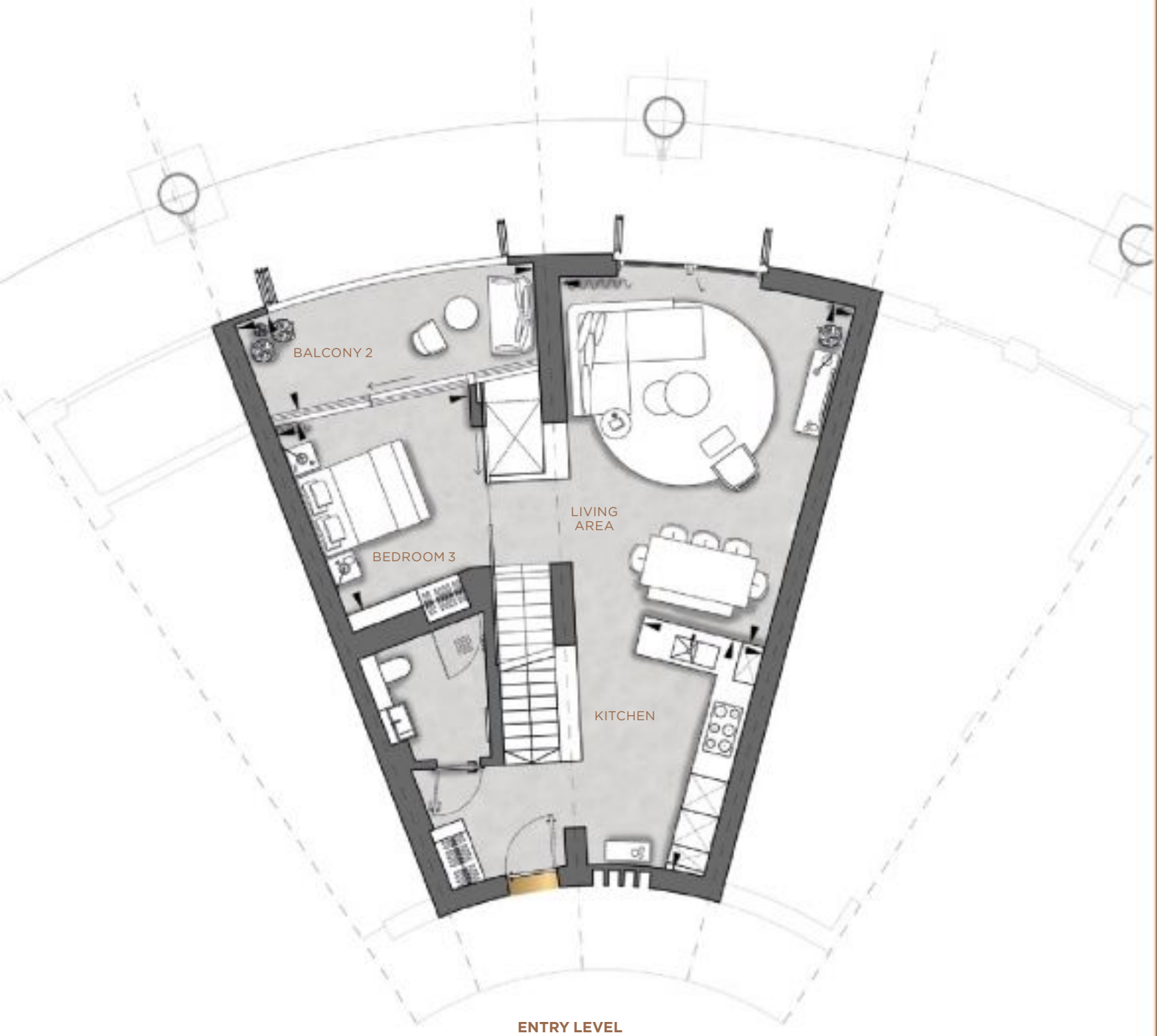
Plans are not to scale. All measurements are approximate room dimensions



Schedule of Areas

MASTER BEDROOM	5.2m x 3.6m	17'0" x 11'9"
BEDROOM 2	3.9m x 3.3m	12'10" x 10'9"
STUDY	2.5m x 2.4m	8'0" x 7'11"
BALCONY	5.3m x 1.8m	17'5" x 5'10"

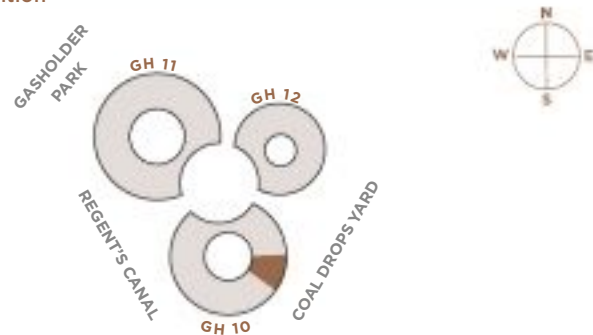
Plans are not to scale. All measurements are approximate room dimensions



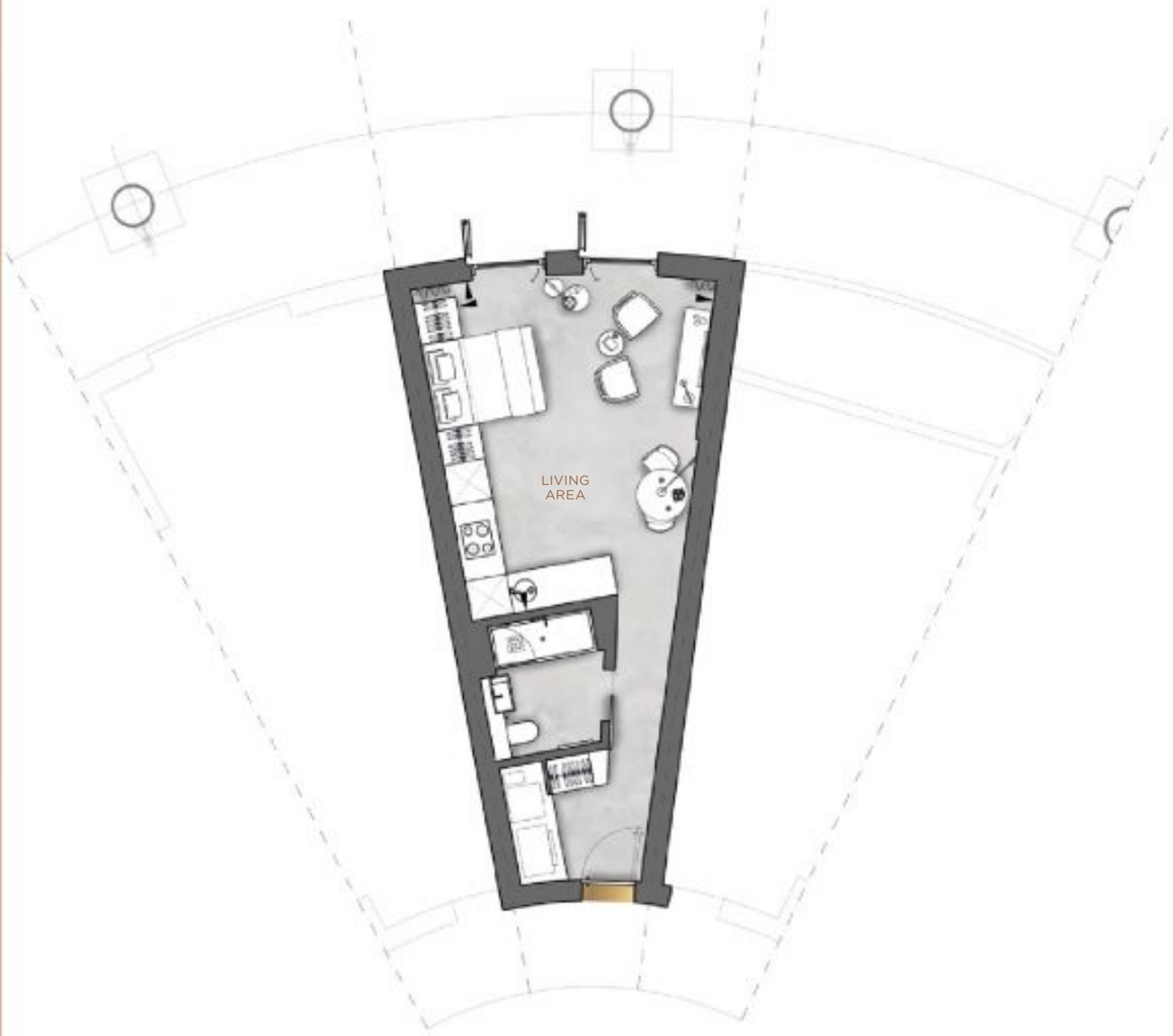
Schedule of Areas

LIVING AREA	6.3m x 5.2m	20'6" x 17'0"
KITCHEN	4.3m x 2.2m	14'1" x 7'1"
BEDROOM 3	3.6m x 3.3m	11'8" x 10'9"
TOTAL NSA	144.1 sqm	1,551 sqft
BALCONY 2	5.4m x 1.8m	17'7" x 5'10"

Position



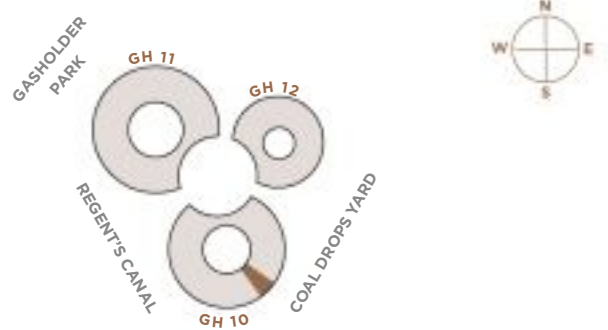
Plans are not to scale. All measurements are approximate room dimensions



Schedule of Areas

LIVING AREA	5.8m x 4.3m	19'1" x 14'1"
TOTAL NSA	39.5 sqm	425 sqft

Position



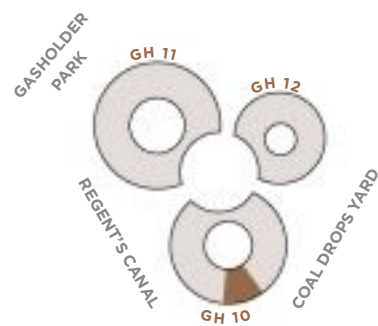
Plans are not to scale. All measurements are approximate room dimensions



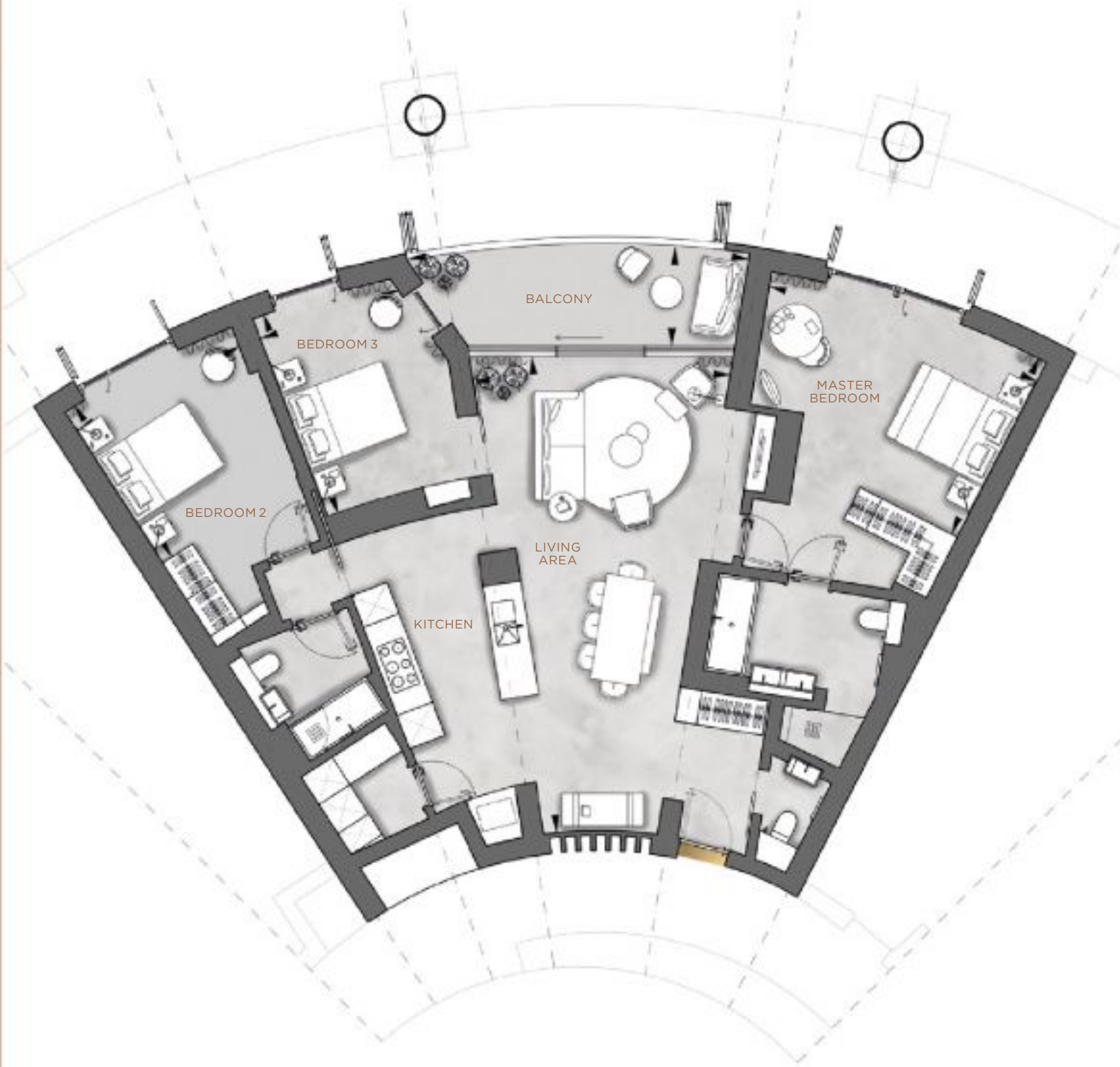
Schedule of Areas

LIVING AREA	6.7m x 4.6m	22'1" x 15'3"
KITCHEN	2.8m x 2.5m	9'1" x 8'1"
MASTER BEDROOM	3.3m x 3.1m	10'11" x 10'2"
BEDROOM 2	4.2m x 2.7m	13'10" x 8'11"
TOTAL NSA	86.4 sqm	930 sqft
BALCONY	5.5m x 1.8m	18'1" x 5'11"

Position



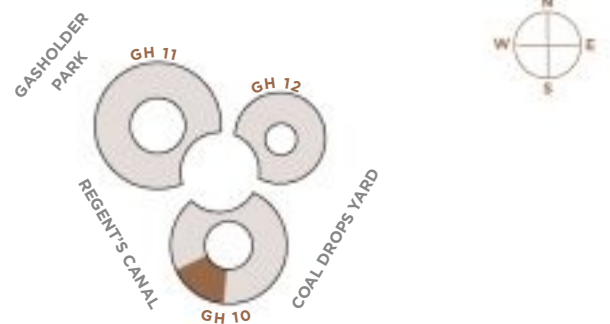
Plans are not to scale. All measurements are approximate room dimensions



Schedule of Areas

LIVING AREA	8.7m x 4.7m	28'7" x 15'3"
KITCHEN	3.0m x 2.7m	9'10" x 8'10"
MASTER BEDROOM	5.2m x 3.6m	17'0" x 11'9"
BEDROOM 2	3.4m x 3.3m	11'0" x 10'10"
BEDROOM 3	3.8m x 2.7m	12'6" x 8'11"
TOTAL NSA	128.9 sqm	1,387 sqft
BALCONY	6.2m x 1.9m	20'4" x 6'1"

Position



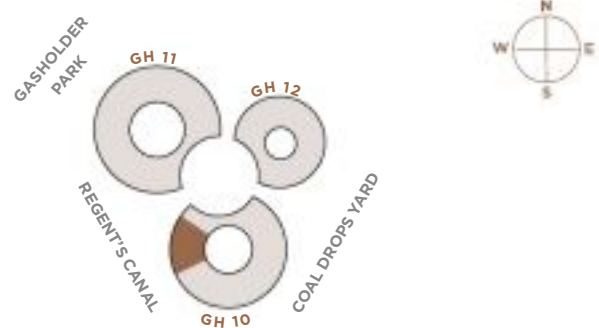
Plans are not to scale. All measurements are approximate room dimensions



Schedule of Areas

LIVING AREA	8.8m x 4.6m	28'10" x 15'3"
KITCHEN	3.0m x 2.6m	9'10" x 8'7"
MASTER BEDROOM	5.2m x 3.6m	17'1" x 11'9"
BEDROOM 2	3.5m x 3.3m	11'4" x 10'10"
BEDROOM 3	3.8m x 2.7m	12'6" x 8'11"
TOTAL NSA	129.8 sqm	1,397 sqft
BALCONY	5.0m x 1.8m	16'6" x 5'10"

Position



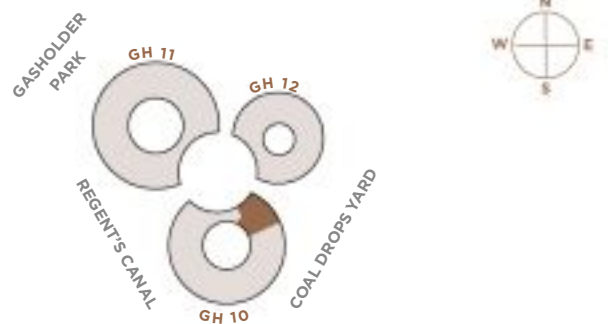
Plans are not to scale. All measurements are approximate room dimensions



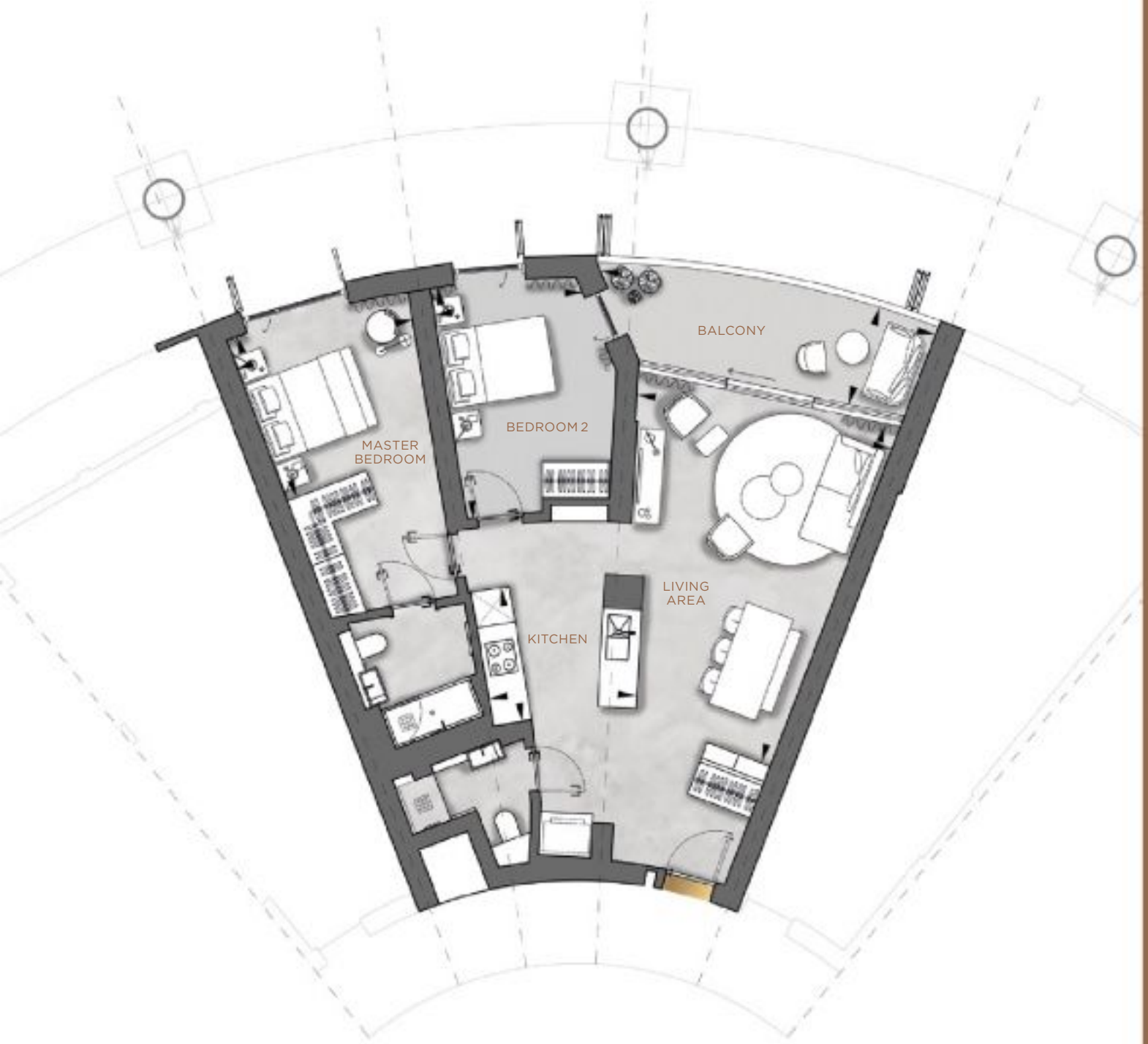
Schedule of Areas

LIVING AREA	5.9m x 4.8m	19'3" x 15'10"
KITCHEN	3.0m x 2.6m	9'8" x 8'5"
MASTER BEDROOM	4.9m x 2.8m	16'2" x 9'3"
BEDROOM 2	3.5m x 2.5m	11'7" x 8'4"
TOTAL NSA	84.9 sqm	914 sqft
BALCONY	2.5m x 2.3m	8'1" x 7'5"

Position



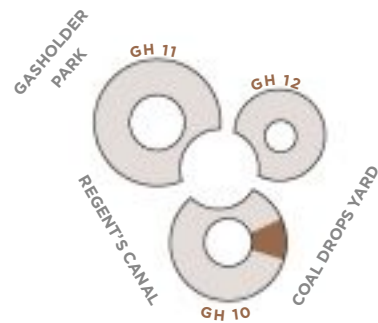
Plans are not to scale. All measurements are approximate room dimensions



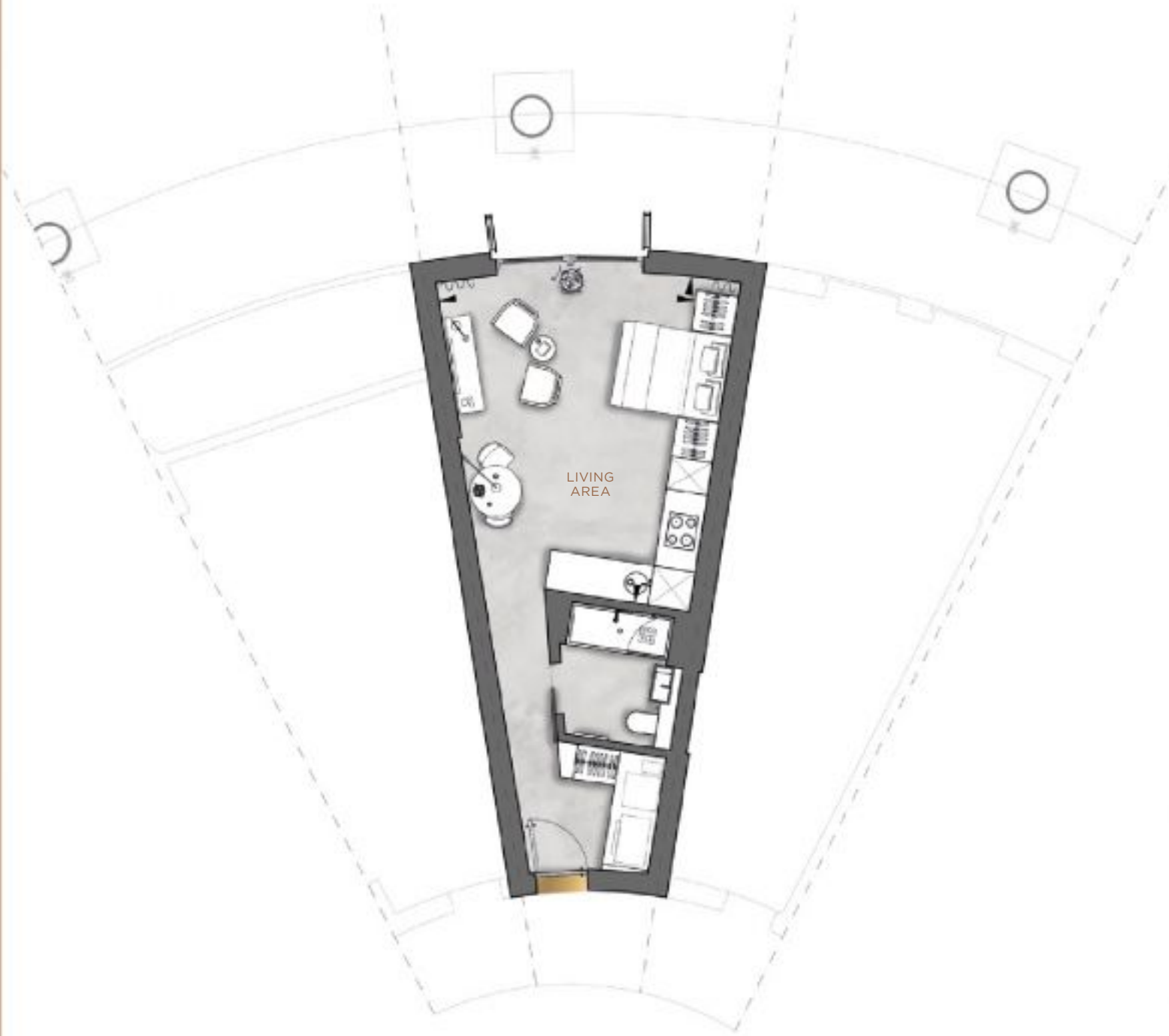
Schedule of Areas

LIVING AREA	6.5m x 4.7m	21'4" x 15'4"
KITCHEN	2.7m x 2.5m	8'9" x 8'0"
MASTER BEDROOM	3.3m x 3.1m	10'11" x 10'2"
BEDROOM 2	4.2m x 2.7m	13'10" x 8'11"
TOTAL NSA	86.3 sqm	929 sqft
BALCONY	6.1m x 1.8m	20'0" x 5'11"

Position



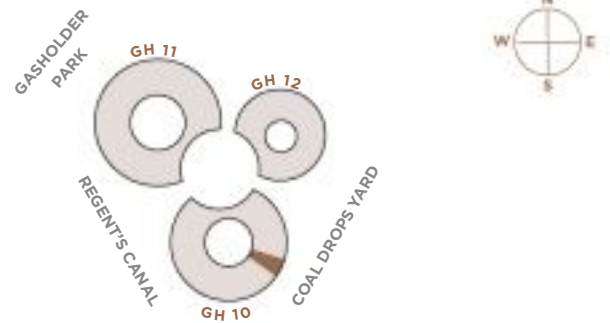
Plans are not to scale. All measurements are approximate room dimensions



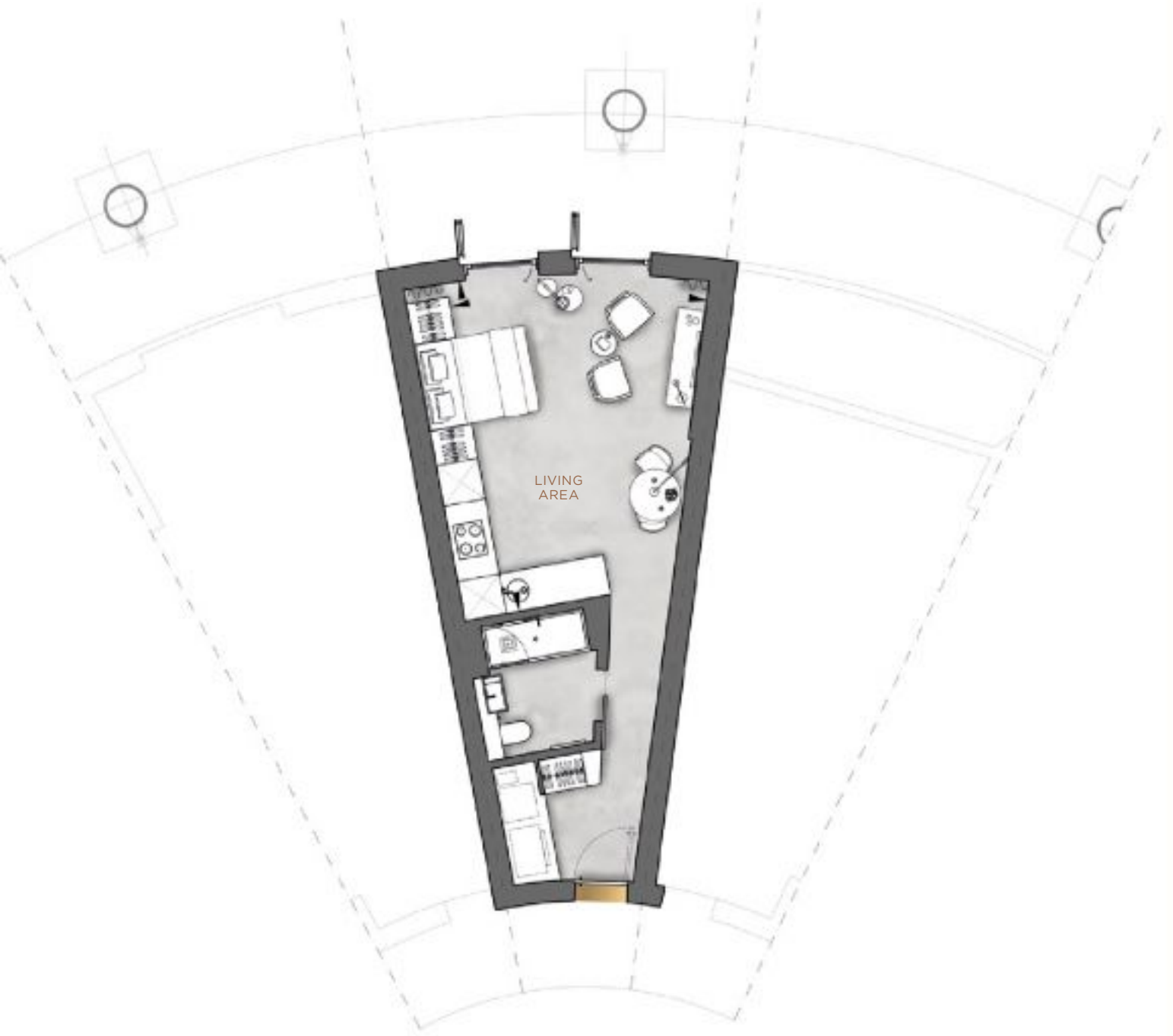
Schedule of Areas

LIVING AREA	5.8m x 4.3m	19'1" x 14'1"
TOTAL NSA	39.5 sqm	425 sqft

Position



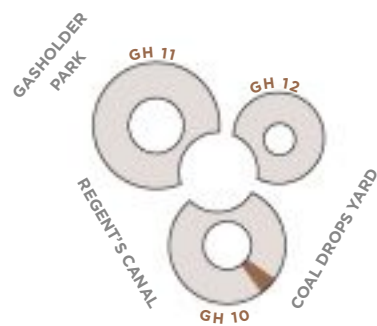
Plans are not to scale. All measurements are approximate room dimensions



Schedule of Areas

LIVING AREA	5.8m x 4.4m	19'2" x 14'6"
TOTAL NSA	39.6 sqm	426 sqft

Position



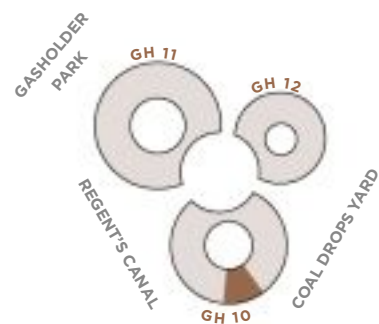
Plans are not to scale. All measurements are approximate room dimensions



Schedule of Areas

LIVING AREA	6.5m x 4.6m	21'2" x 15'3"
KITCHEN	2.7m x 2.5m	9'0" x 8'0"
MASTER BEDROOM	3.3m x 3.1m	10'11" x 10'2"
BEDROOM 2	4.2m x 2.7m	13'10" x 8'11"
TOTAL NSA	86.4 sqm	930 sqft
BALCONY	6.1m x 1.8m	20'1" x 5'9"

Position



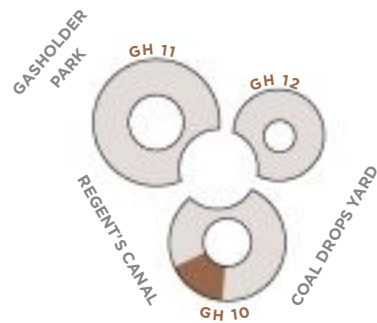
Plans are not to scale. All measurements are approximate room dimensions



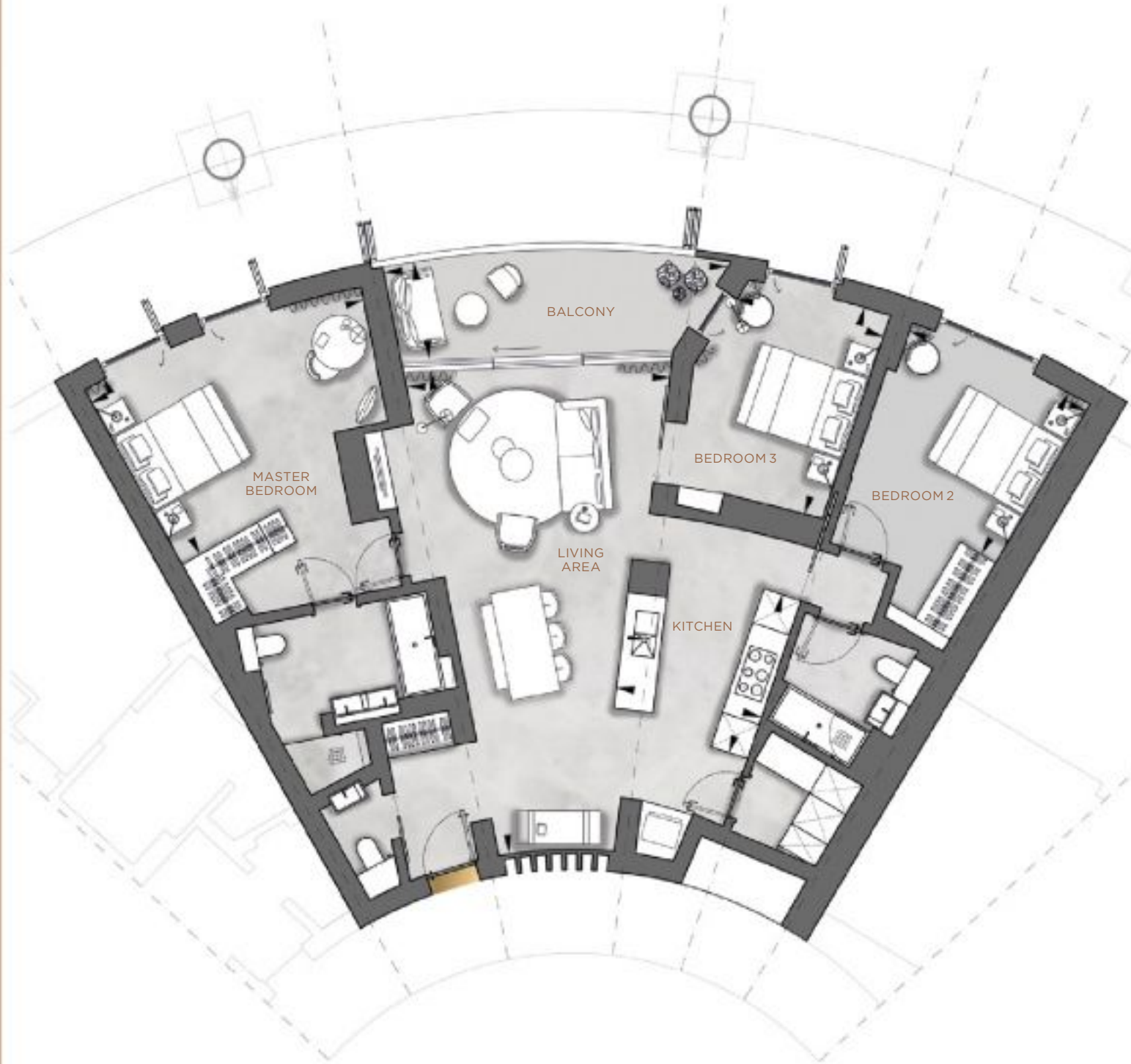
Schedule of Areas

LIVING AREA	8.7m x 4.7m	28'7" x 15'3"
KITCHEN	3.0m x 2.7m	9'10" x 8'10"
MASTER BEDROOM	5.2m x 3.6m	17'0" x 11'9"
BEDROOM 2	3.4m x 3.3m	11'0" x 10'10"
BEDROOM 3	3.8m x 2.7m	12'6" x 8'9"
TOTAL NSA	129 sqm	1,389 sqft
BALCONY	6.2m x 1.8m	20'4" x 5'10"

Position



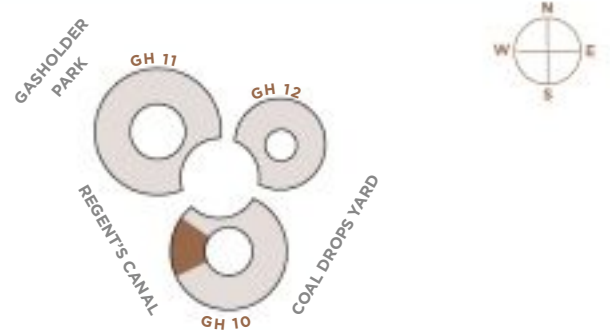
Plans are not to scale. All measurements are approximate room dimensions



Schedule of Areas

LIVING AREA	8.8m x 4.6m	28'10" x 15'3"
KITCHEN	3.0m x 2.7m	9'10" x 8'10"
MASTER BEDROOM	5.2m x 3.6m	17'1" x 11'9"
BEDROOM 2	3.5m x 3.3m	11'4" x 10'10"
BEDROOM 3	3.8m x 2.7m	12'6" x 8'10"
TOTAL NSA	129.7 sqm	1,396 sqft
BALCONY	6.2m x 1.8m	20'3" x 5'10"

Position



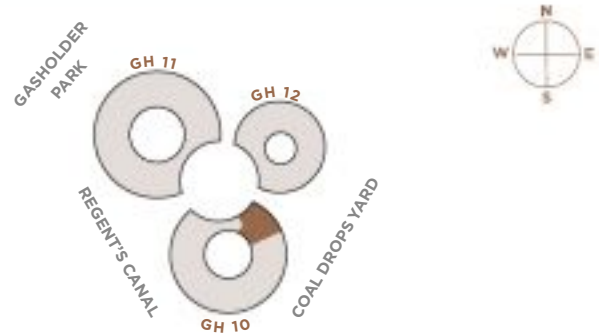
Plans are not to scale. All measurements are approximate room dimensions



Schedule of Areas

LIVING AREA	5.9m x 4.8m	19'3" x 15'10"
KITCHEN	3.2m x 2.6m	10'4" x 8'5"
MASTER BEDROOM	4.9m x 2.8m	16'2" x 9'3"
BEDROOM 2	3.5m x 2.6m	11'7" x 8'5"
TOTAL NSA	85 sqm	915 sqft
BALCONY	2.5m x 2.3m	8'1" x 7'7"

Position



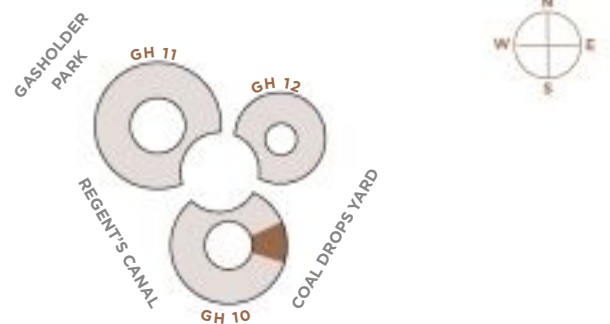
Plans are not to scale. All measurements are approximate room dimensions



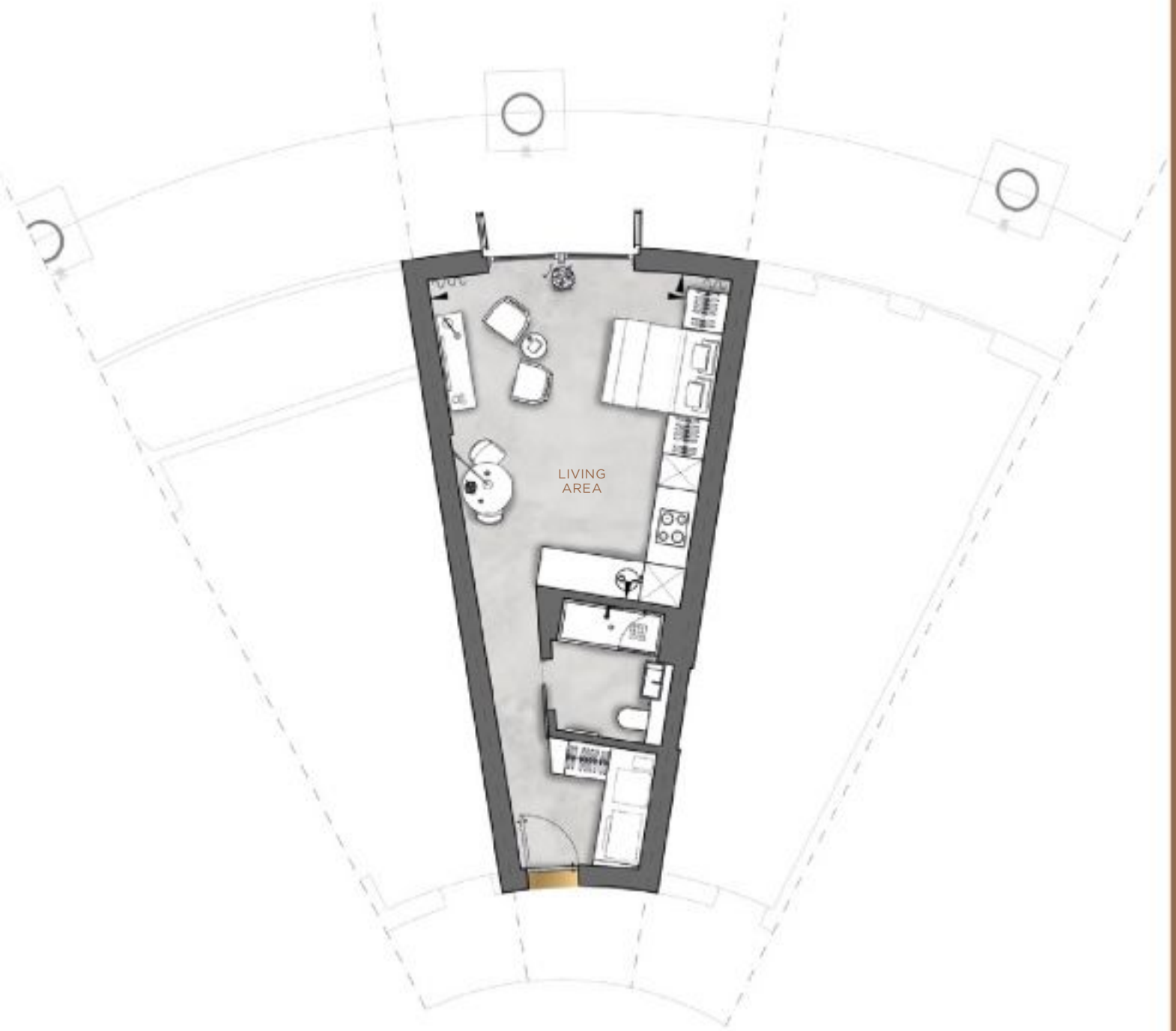
Schedule of Areas

LIVING AREA	6.5m x 4.7m	21'4" x 15'4"
KITCHEN	2.7m x 2.5m	8'9" x 8'0"
MASTER BEDROOM	3.3m x 3.1m	10'11" x 10'2"
BEDROOM 2	4.2m x 2.7m	13'10" x 8'10"
TOTAL NSA	86.3 sqm	929 sqft
BALCONY	5.6m x 1.8m	18'3" x 5'10"

Position



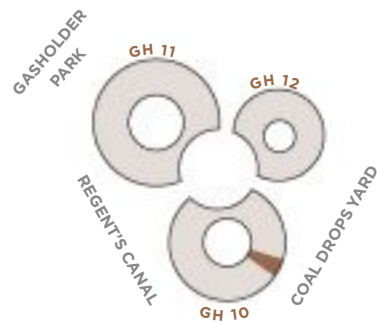
Plans are not to scale. All measurements are approximate room dimensions



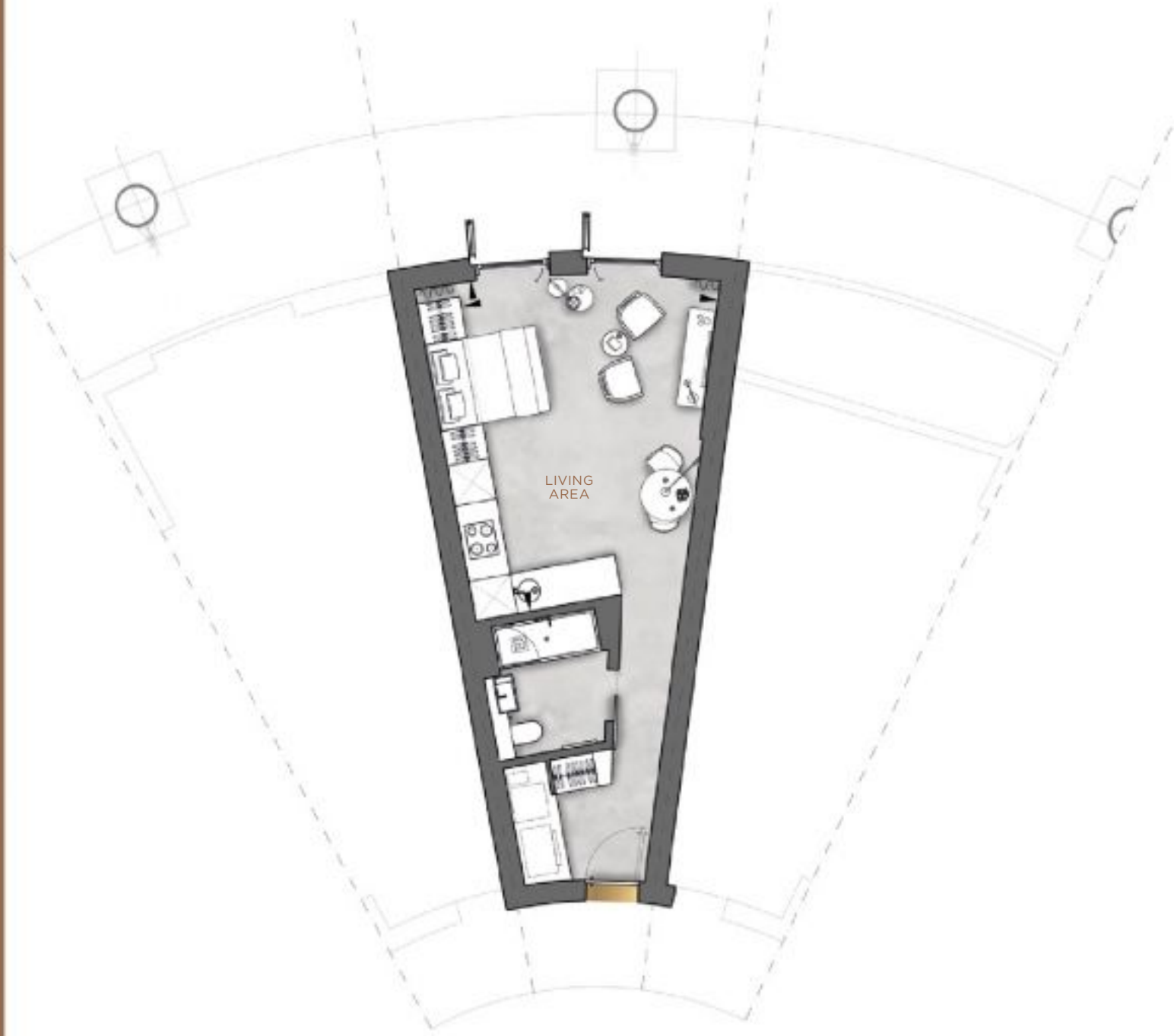
Schedule of Areas

LIVING AREA	5.8m x 4.3m	19'1" x 14'1"
TOTAL NSA	39.5 sqm	425 sqft

Position



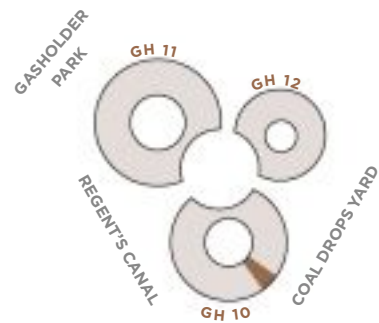
Plans are not to scale. All measurements are approximate room dimensions



Schedule of Areas

LIVING AREA	5.8m x 4.3m	19'1" x 14'1"
TOTAL NSA	39.6 sqm	426 sqft

Position



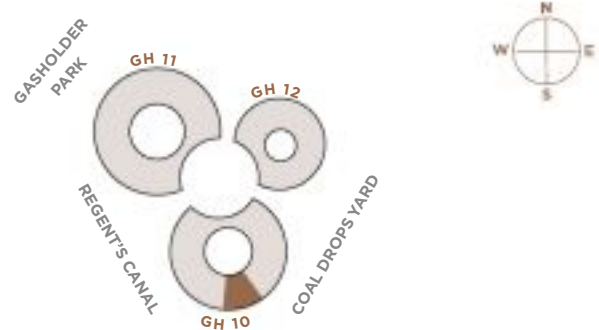
Plans are not to scale. All measurements are approximate room dimensions



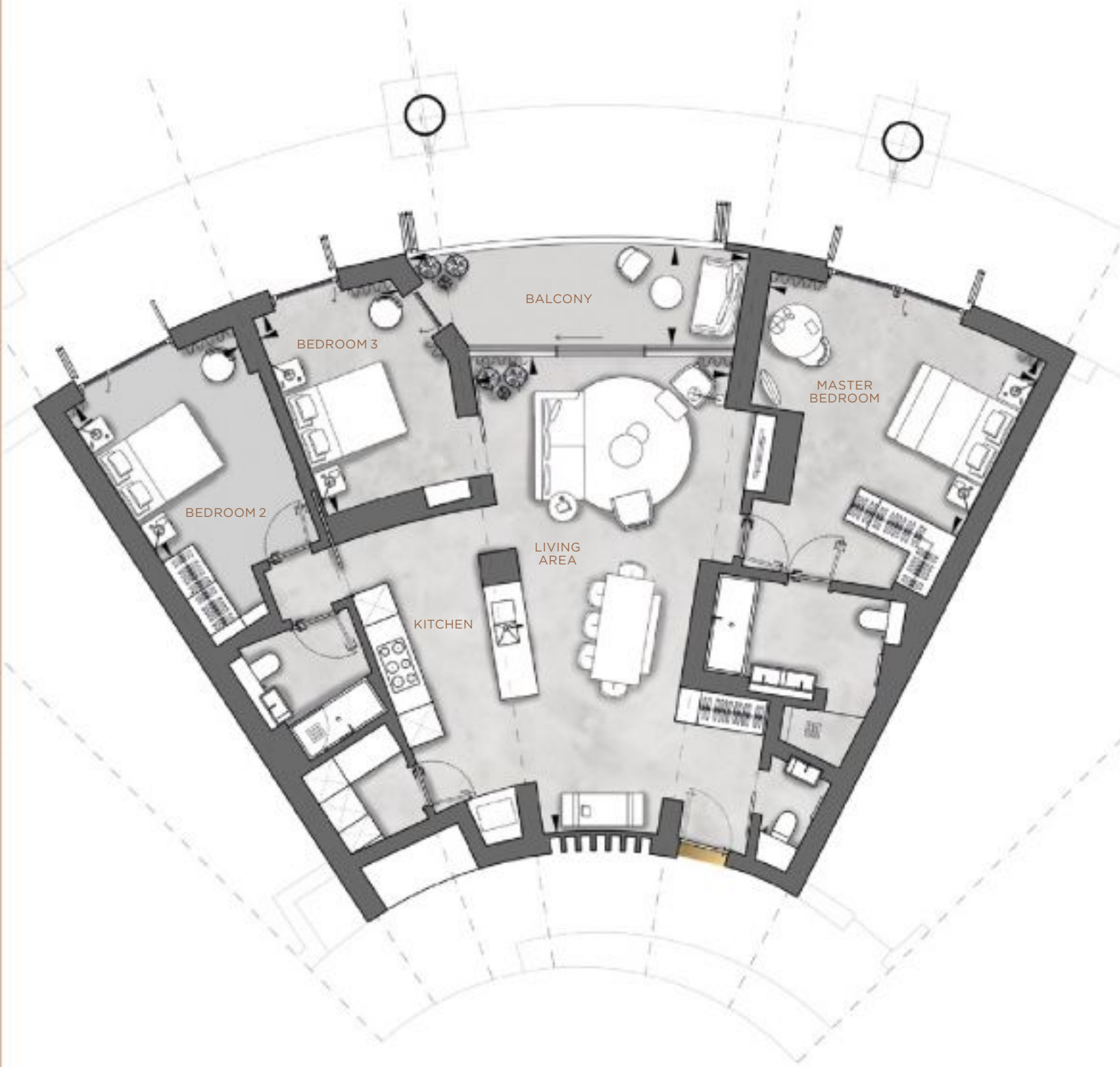
Schedule of Areas

LIVING AREA	6.7m x 4.6m	22'1" x 15'3"
KITCHEN	2.7m x 2.5m	9'0" x 8'0"
MASTER BEDROOM	3.4m x 3.1m	11'0" x 10'2"
BEDROOM 2	4.2m x 2.7m	13'10" x 8'11"
TOTAL NSA	86.4 sqm	930 sqft
BALCONY	5.5m x 1.8m	18'1" x 5'11"

Position



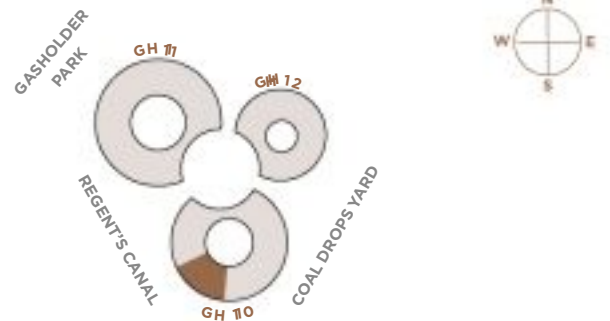
Plans are not to scale. All measurements are approximate room dimensions



Schedule of Areas

LIVING AREA	8.7m x 4.7m	28'7" x 15'3"
KITCHEN	3.0m x 2.7m	9'10" x 8'10"
MASTER BEDROOM	5.2m x 3.6m	17'0" x 11'9"
BEDROOM 2	3.4m x 3.3m	11'0" x 10'10"
BEDROOM 3	3.8m x 2.7m	12'5" x 8'10"
TOTAL NSA	128.9 sqm	1,387 sqft
BALCONY	6.2m x 1.9m	20'4" x 6'1"

Position



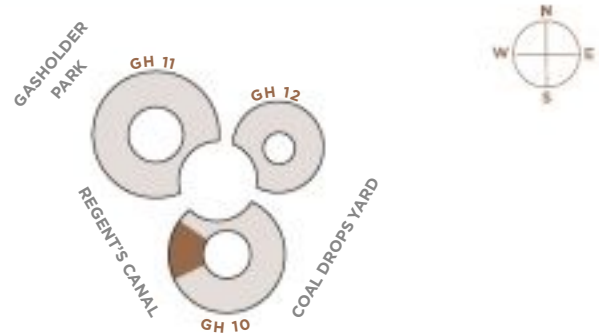
Plans are not to scale. All measurements are approximate room dimensions



Schedule of Areas

LIVING AREA	8.8m x 4.6m	28'10" x 15'3"
KITCHEN	3.0m x 2.7m	9'10" x 8'10"
MASTER BEDROOM	5.2m x 3.6m	17'2" x 11'9"
BEDROOM 2	3.4m x 3.3m	11'2" x 10'10"
BEDROOM 3	3.8m x 2.7m	12'6" x 8'9"
TOTAL NSA	129.8 sqm	1,397 sqft
BALCONY	6.1m x 1.8m	20'1" x 5'11"

Position



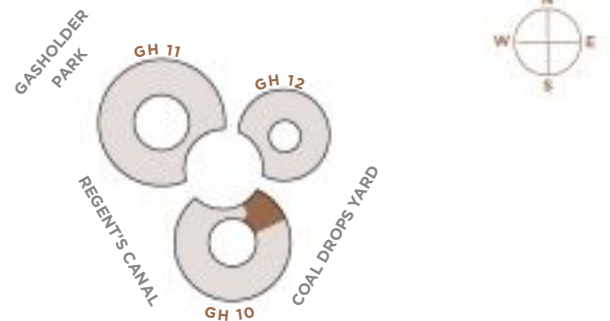
Plans are not to scale. All measurements are approximate room dimensions



Schedule of Areas

LIVING AREA	5.9m x 4.8m	19'3" x 15'10"
KITCHEN	3.0m x 2.6m	9'8" x 8'5"
MASTER BEDROOM	4.9m x 2.8m	16'2" x 9'3"
BEDROOM 2	3.5m x 2.5m	11'7" x 8'4"
TOTAL NSA	85 sqm	915 sqft
BALCONY	5.1m x 1.2m	16'8" x 4'1"

Position



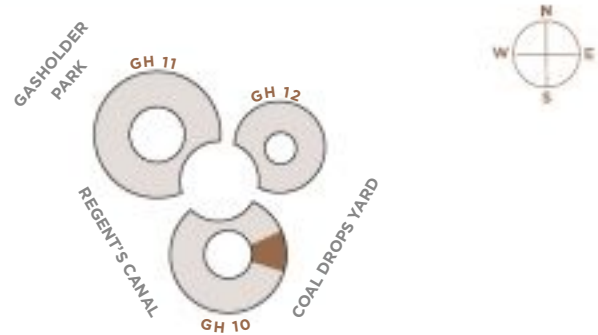
Plans are not to scale. All measurements are approximate room dimensions



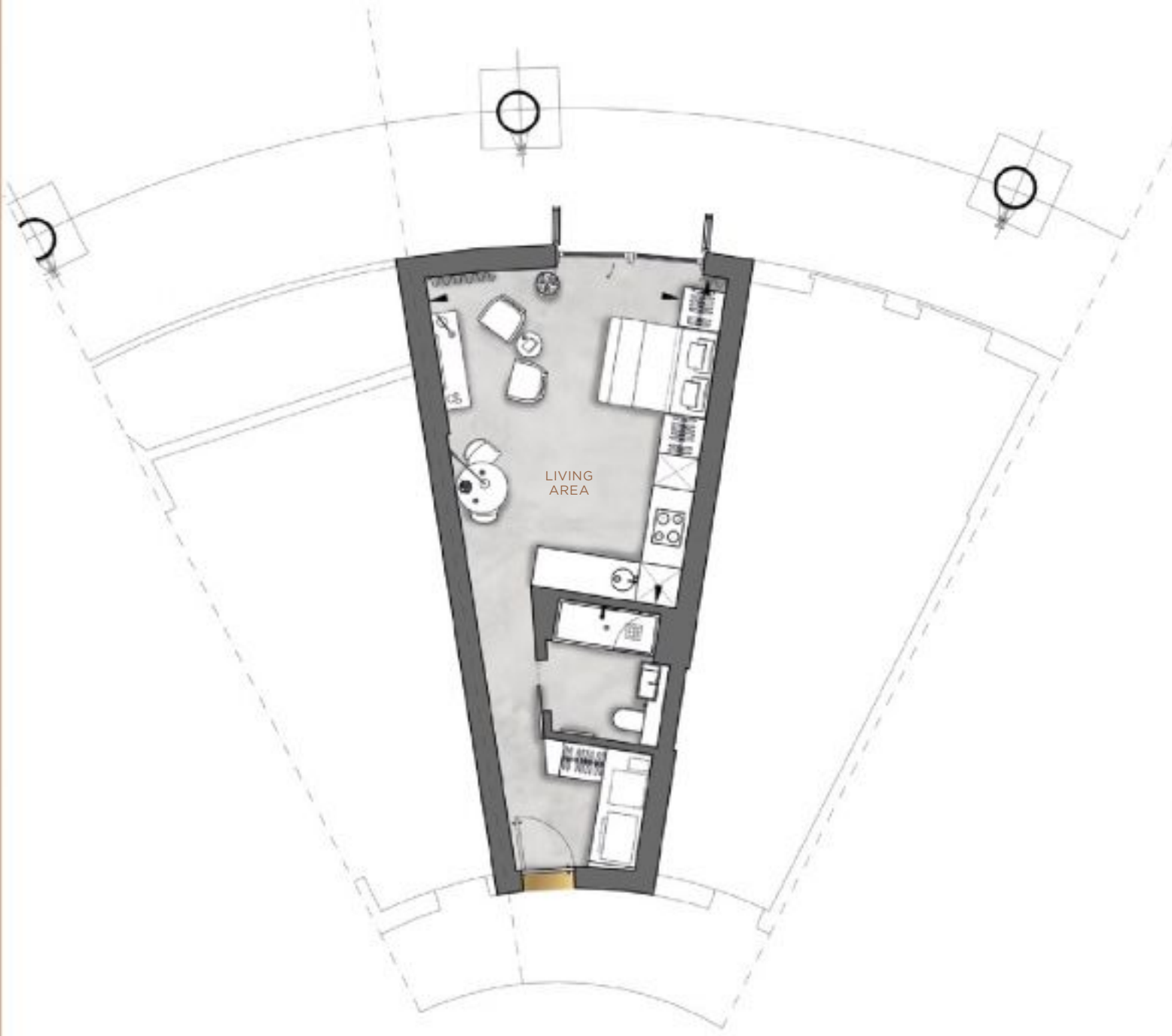
Schedule of Areas

LIVING AREA	6.5m x 4.7m	21'2" x 15'4"
KITCHEN	2.9m x 2.5m	9'7" x 8'0"
MASTER BEDROOM	3.3m x 3.1m	10'11" x 10'1"
BEDROOM 2	3.3m x 2.7m	10'11" x 8'11"
TOTAL NSA	86.4 sqm	930 sqft
BALCONY	6.0m x 1.8m	19'9" x 5'10"

Position



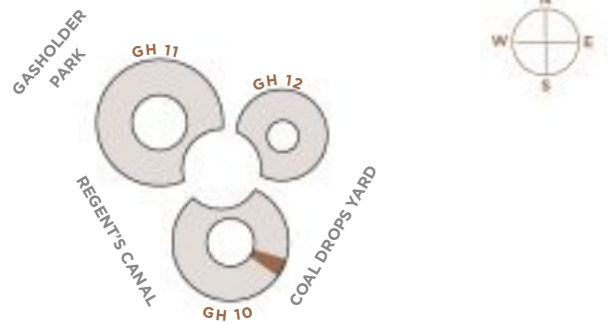
Plans are not to scale. All measurements are approximate room dimensions



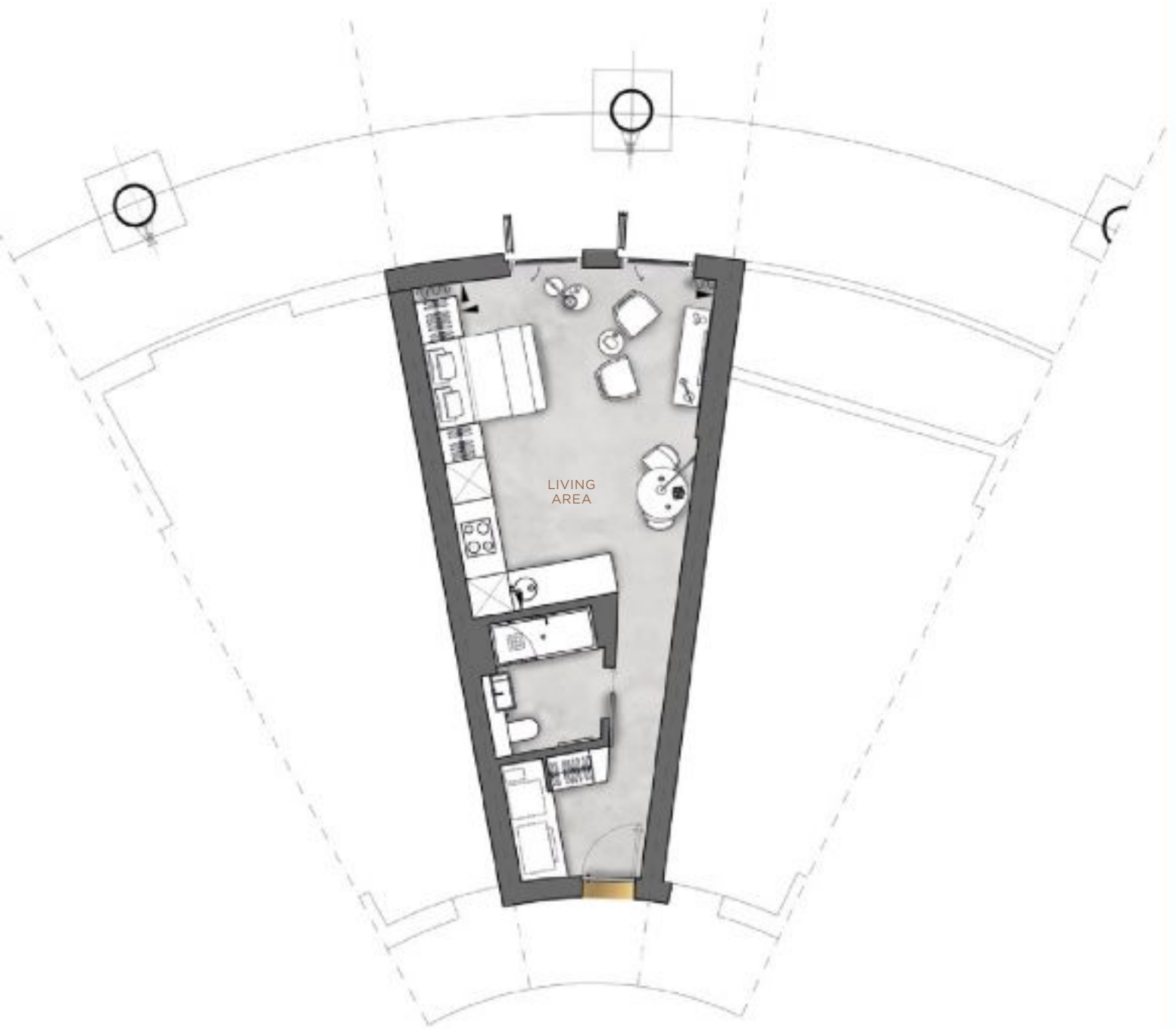
Schedule of Areas

LIVING AREA	5.9m x 4.3m	19'2" x 14'1"
TOTAL NSA	39.5 sqm	425 sqft

Position



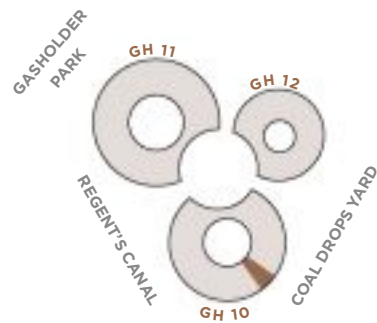
Plans are not to scale. All measurements are approximate room dimensions



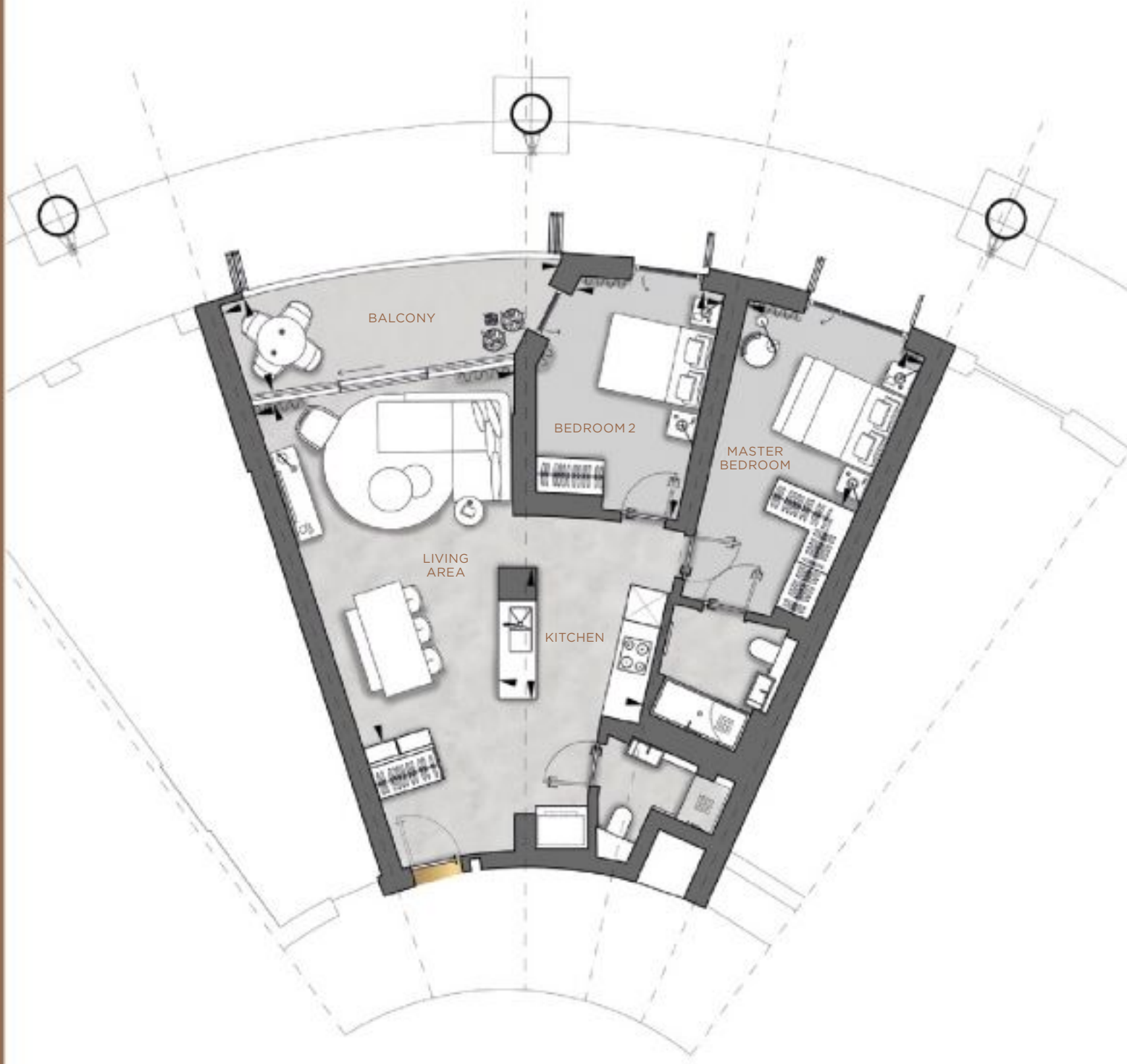
Schedule of Areas

LIVING AREA	5.8m x 4.3m	19'2" x 14'1"
TOTAL NSA	39.6 sqm	426 sqft

Position



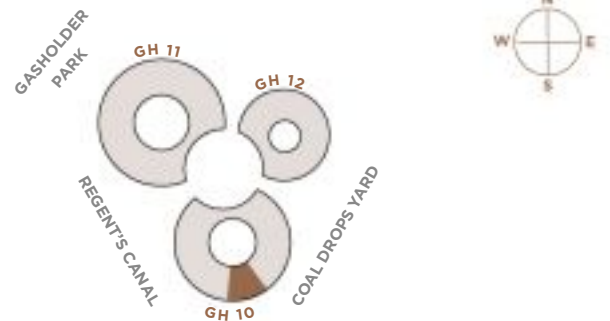
Plans are not to scale. All measurements are approximate room dimensions



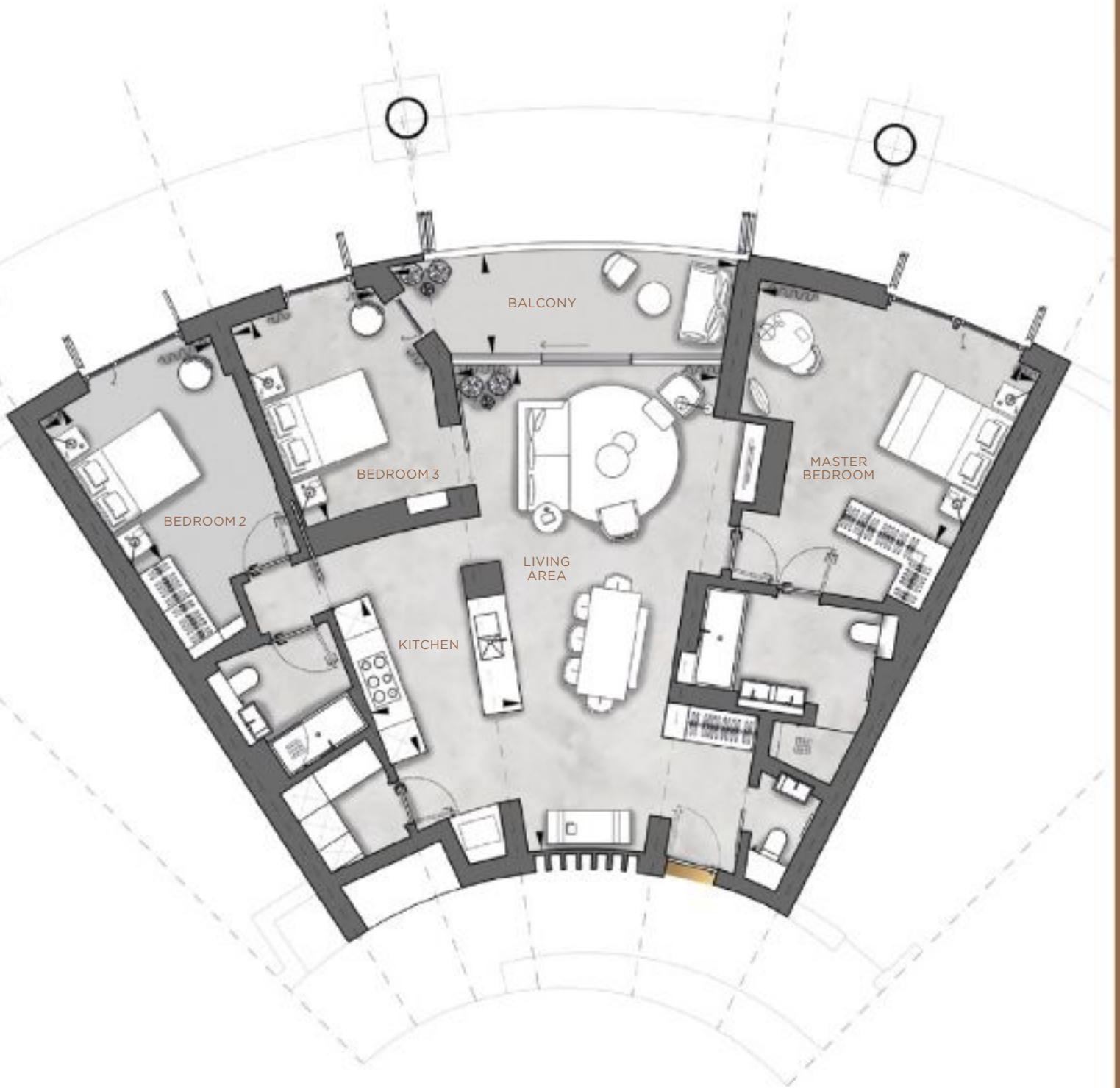
Schedule of Areas

LIVING AREA	6.4m x 4.6m	21'0" x 15'3"
KITCHEN	2.8m x 2.5m	9'1" x 8'0"
MASTER BEDROOM	3.3m x 3.1m	10'11" x 10'2"
BEDROOM 2	4.2m x 2.7m	13'10" x 8'11"
TOTAL NSA	86.4 sqm	930 sqft
BALCONY	6.2m x 1.8m	20'2" x 5'11"

Position



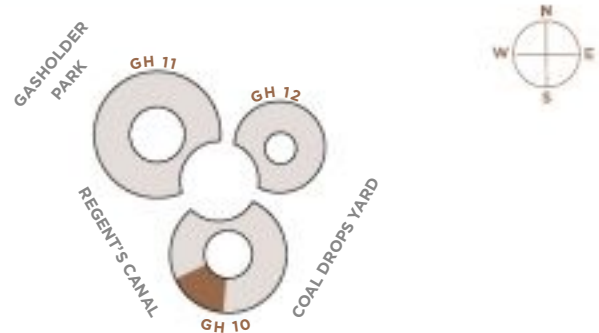
Plans are not to scale. All measurements are approximate room dimensions



Schedule of Areas

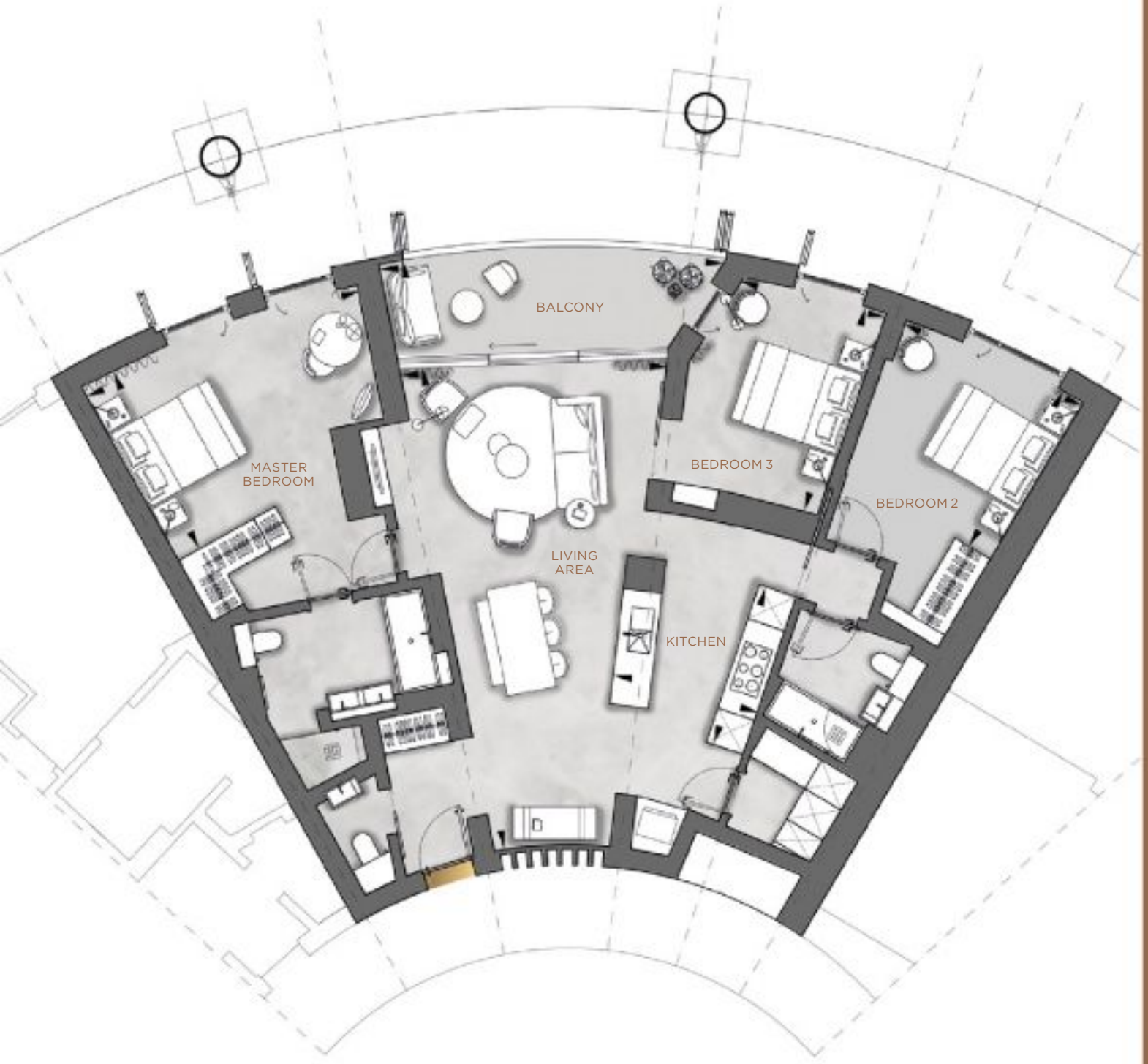
LIVING AREA	8.7m x 4.7m	28'7" x 15'3"
KITCHEN	3.0m x 2.6m	9'9" x 8'8"
MASTER BEDROOM	5.2m x 3.6m	17'0" x 11'9"
BEDROOM 2	3.4m x 3.3m	11'0" x 10'10"
BEDROOM 3	3.8m x 2.7m	12'6" x 8'9"
TOTAL NSA	128.9 sqm	1,387 sqft
BALCONY	6.2m x 1.9m	20'4" x 6'1"

Position



Plans are not to scale. All measurements are approximate room dimensions

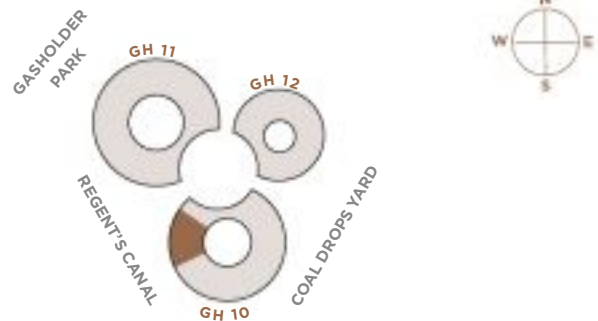




Schedule of Areas

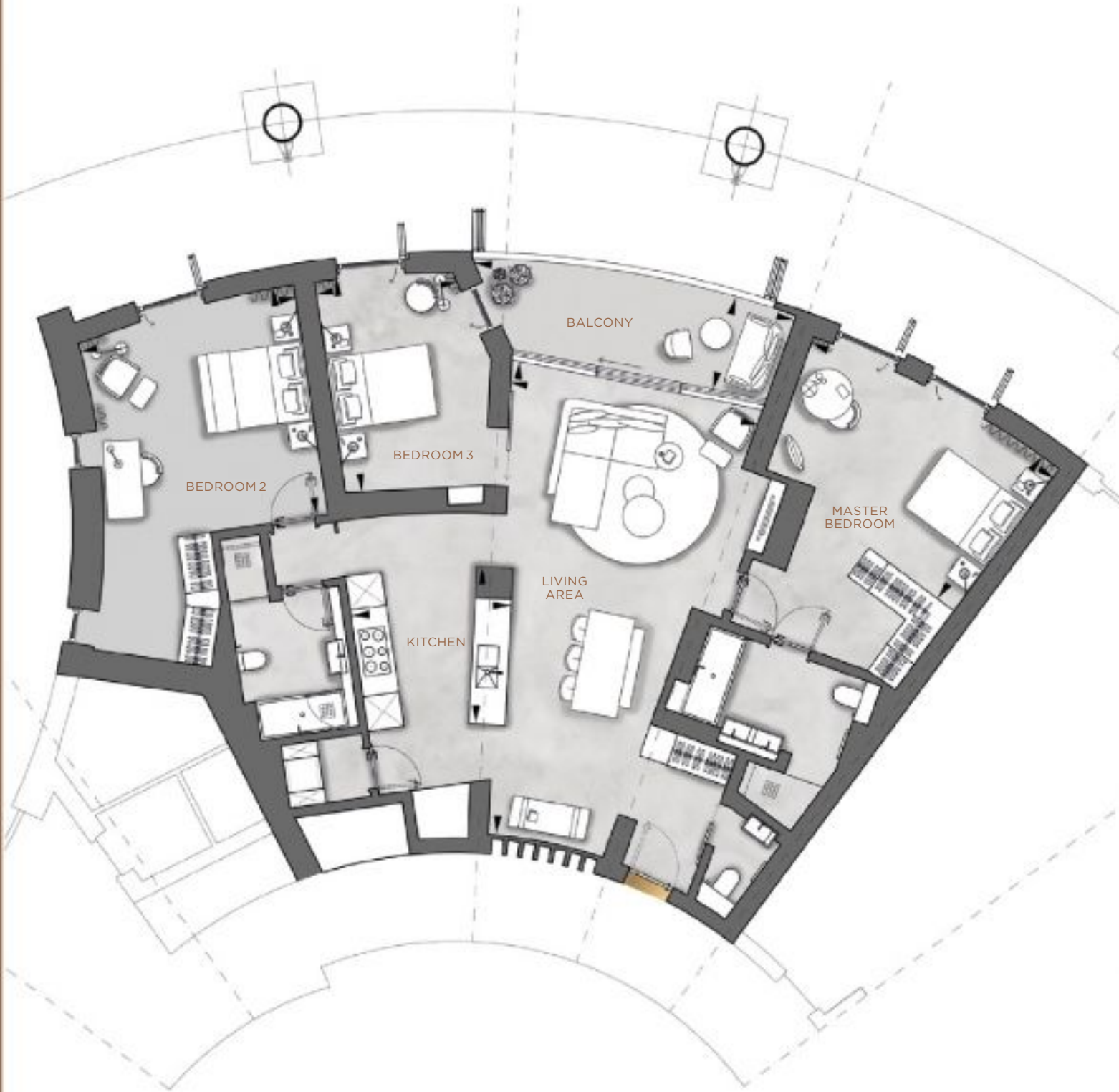
LIVING AREA	8.8m x 4.6m	28'10" x 15'3"
KITCHEN	3.0m x 2.6m	9'10" x 8'8"
MASTER BEDROOM	5.2m x 3.6m	17'1" x 11'9"
BEDROOM 2	3.5m x 3.3m	11'4" x 10'10"
BEDROOM 3	3.8m x 2.7m	12'6" x 8'11"
TOTAL NSA	129.8 sqm	1,397 sqft
BALCONY	6.0m x 1.8m	19'7" x 5'10"

Position



Plans are not to scale. All measurements are approximate room dimensions

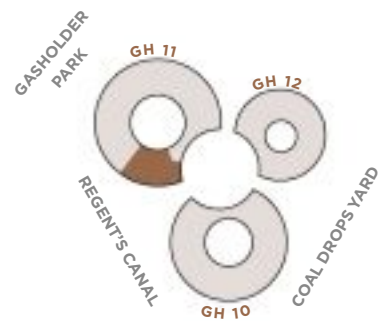




Schedule of Areas

LIVING AREA	9.0m x 4.8m	29'8" x 15'8"
KITCHEN	3.0m x 3.0m	9'11" x 9'10"
MASTER BEDROOM	5.3m x 3.4m	17'3" x 11'1"
BEDROOM 2	4.4m x 4.3m	14'7" x 13'11"
BEDROOM 3	4.1m x 2.8 m	13'6" x 9'1"
TOTAL NSA	146.4 sqm	1,576 sqft
BALCONY	6.2m x 1.8m	20'5" x 5'11"

Position



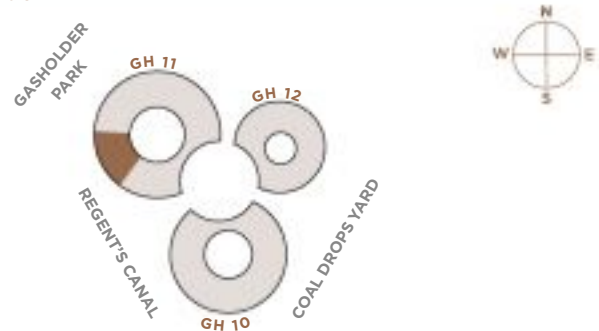
Plans are not to scale. All measurements are approximate room dimensions



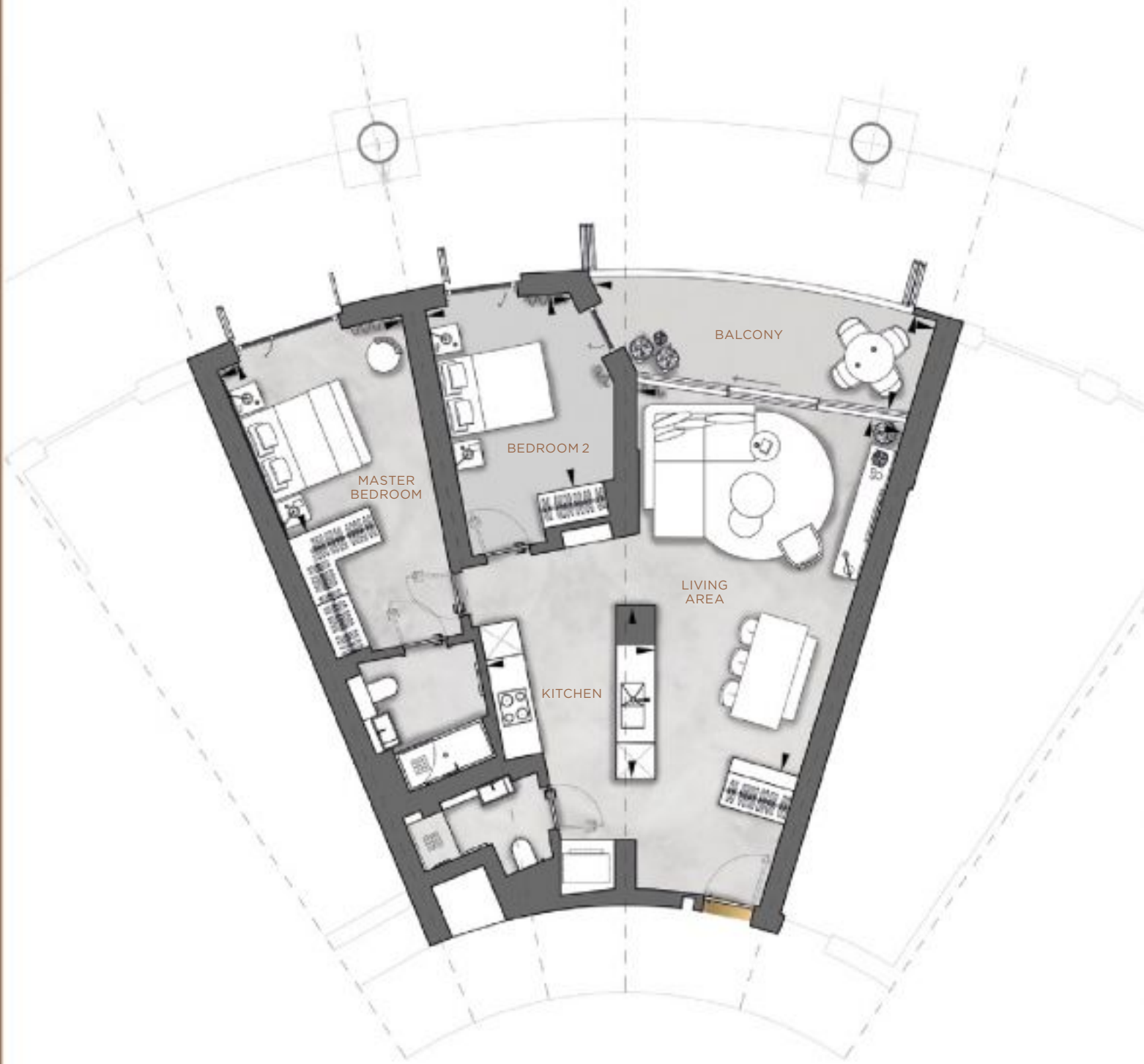
Schedule of Areas

LIVING AREA	9.1m x 4.7m	29'8" x 15'6"
KITCHEN	3.0m x 3.0m	9'11" x 9'9"
MASTER BEDROOM	5.2m x 3.4m	17'0" x 11'1"
BEDROOM 2	3.4m x 3.3m	11'3" x 10'11"
BEDROOM 3	4.1m x 2.8m	13'5" x 9'1"
TOTAL NSA	135.2 sqm	1,455 sqft
BALCONY	6.1m x 1.7m	20'1" x 5'9"

Position



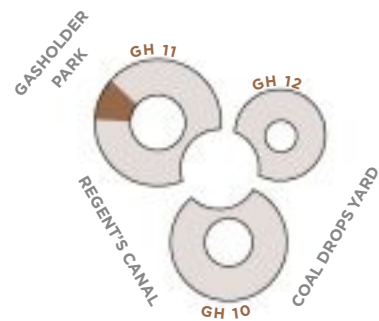
Plans are not to scale. All measurements are approximate room dimensions



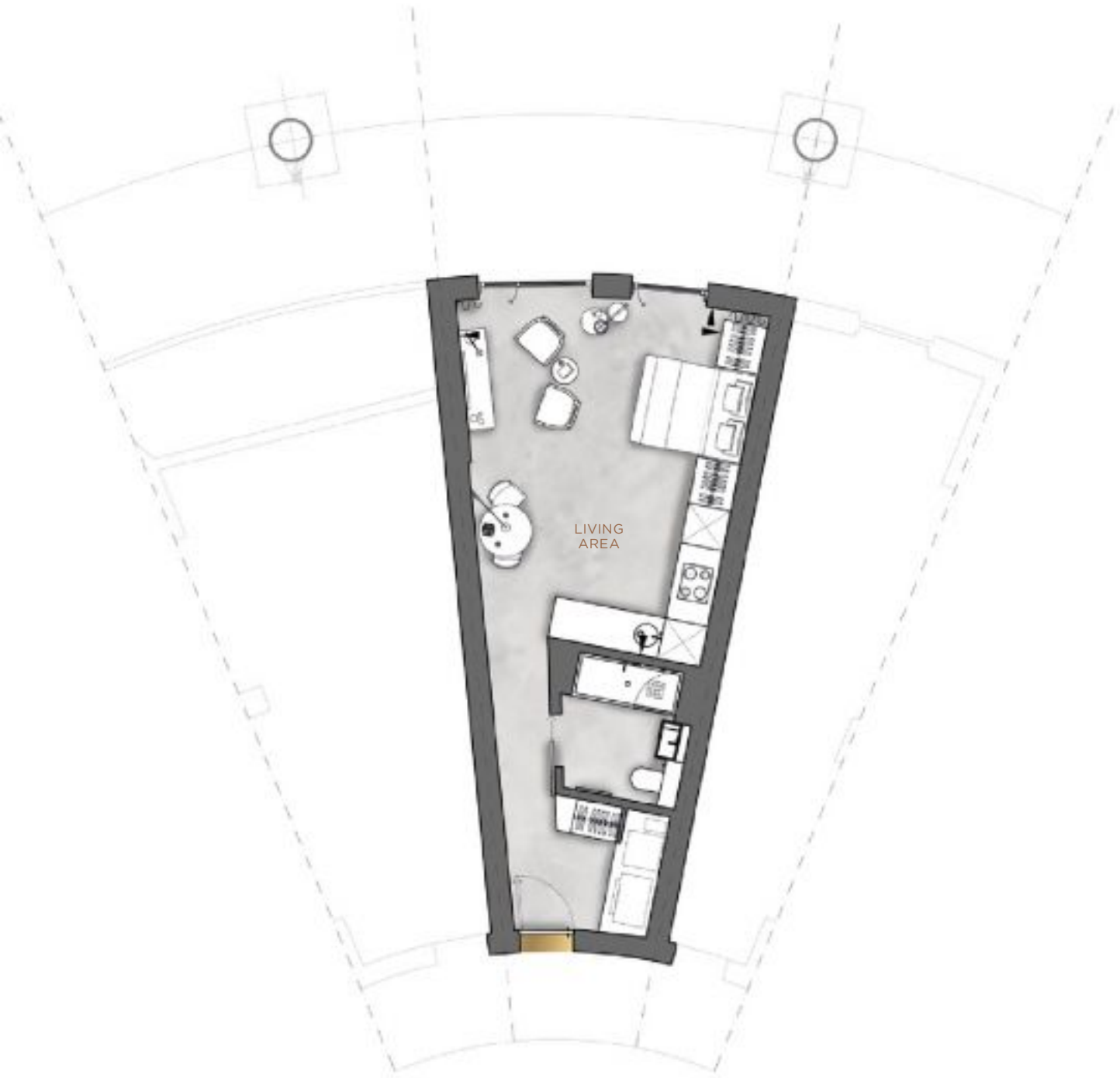
Schedule of Areas

LIVING AREA	6.7m x 4.7m	21'10" x 15'5"
KITCHEN	3.1m x 3.0m	10'4" x 9'10"
MASTER BEDROOM	3.3m x 3.3m	10'10" x 10'10"
BEDROOM 2	3.5m x 2.7m	11'4" x 8'9"
TOTAL NSA	90.6 sqm	975 sqft
BALCONY	6.1m x 1.8m	20'1" x 5'11"

Position



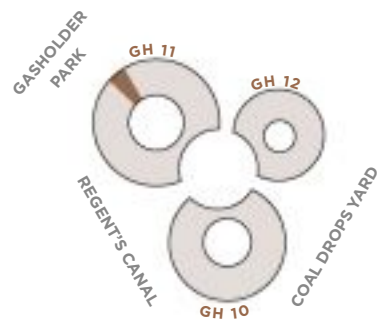
Plans are not to scale. All measurements are approximate room dimensions



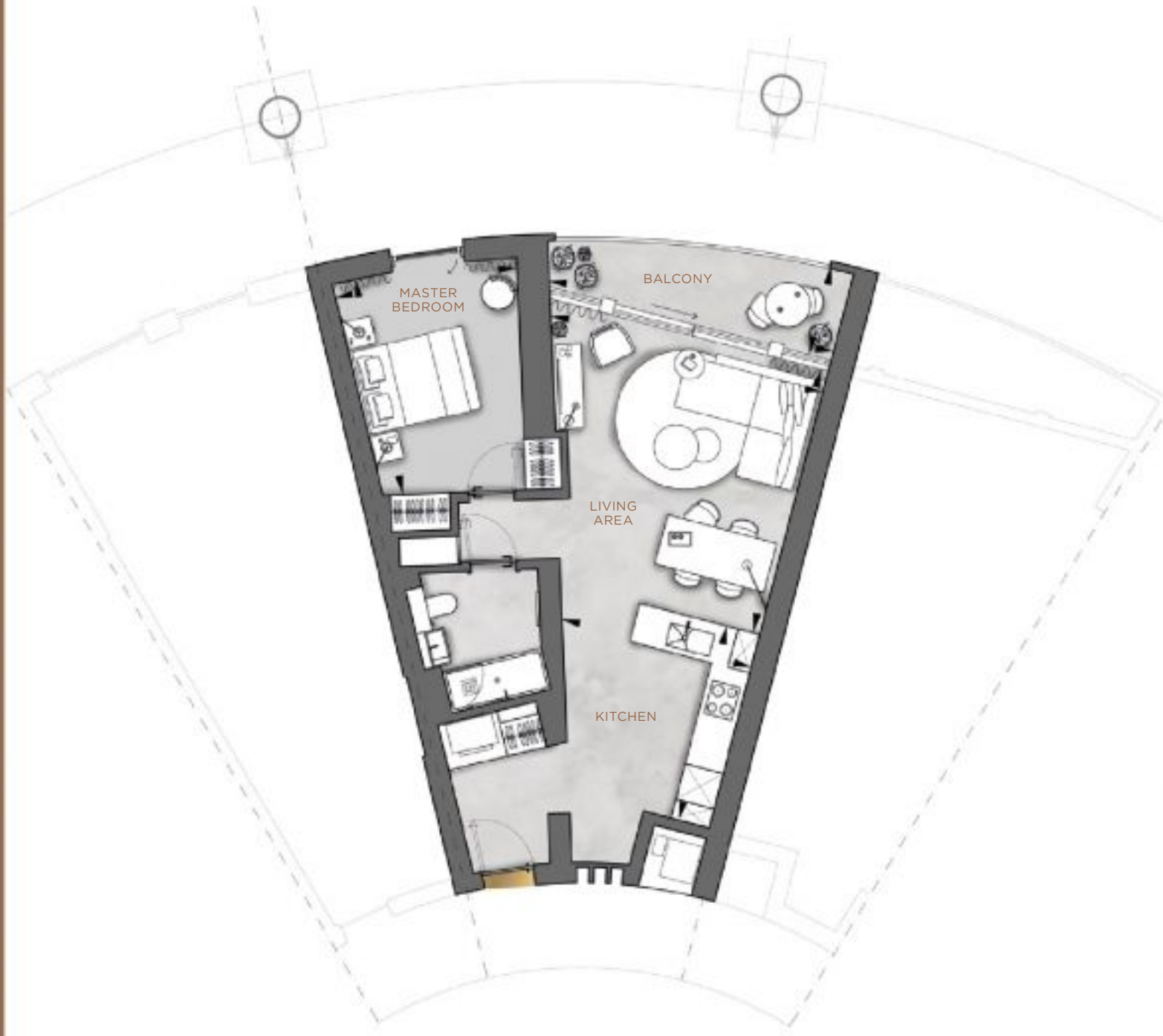
Schedule of Areas

LIVING AREA	6.0m x 4.4m	19'9" x 14'5"
TOTAL NSA	41.7 sqm	449 sqft

Position



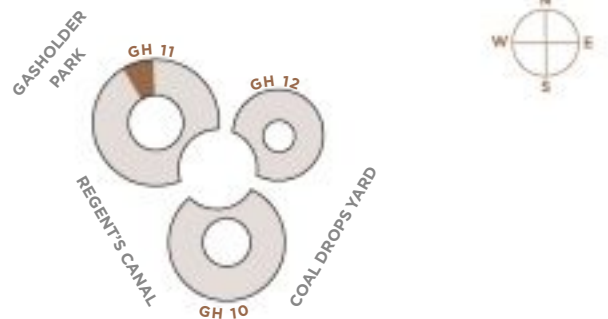
Plans are not to scale. All measurements are approximate room dimensions



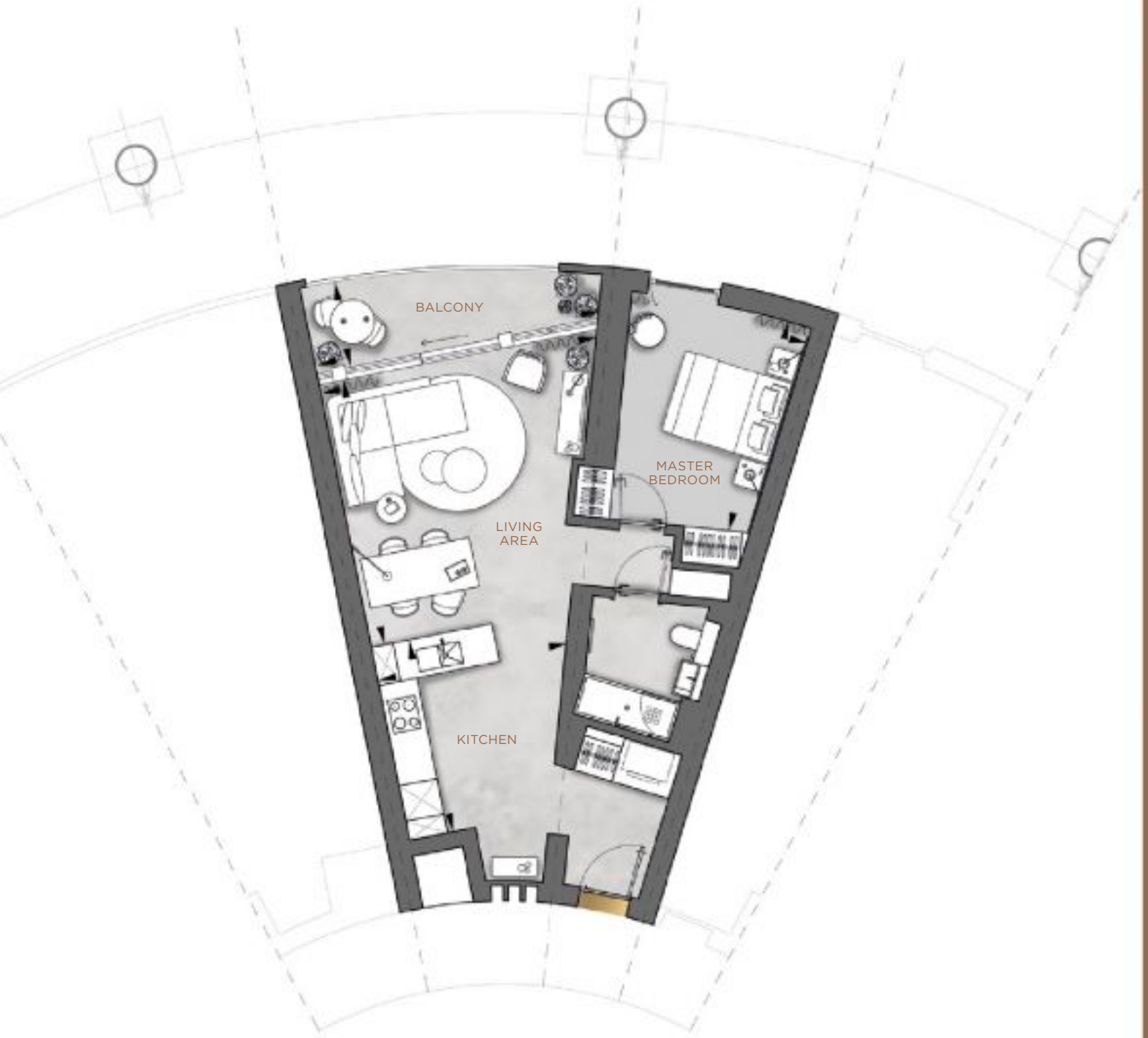
Schedule of Areas

LIVING AREA	5.0m x 4.8m	16'4" x 15'10"
KITCHEN	3.6m x 3.3m	11'8" x 10'9"
MASTER BEDROOM	3.9m x 3.4m	12'11" x 11'0"
TOTAL NSA	64 sqm	689 sqft
BALCONY	5.3m x 1.6m	17'4" x 5'1"

Position



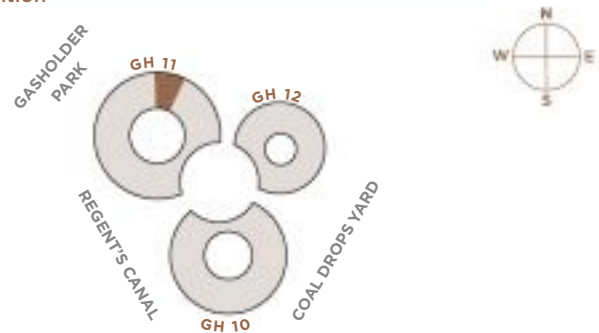
Plans are not to scale. All measurements are approximate room dimensions



Schedule of Areas

LIVING AREA	5.0m x 4.8m	16'4" x 15'10"
KITCHEN	3.6m x 3.3m	11'8" x 10'9"
MASTER BEDROOM	3.9m x 3.3m	12'10" x 10'10"
TOTAL NSA	64 sqm	689 sqft
BALCONY	5.3m x 1.6m	17'4" x 5'1"

Position



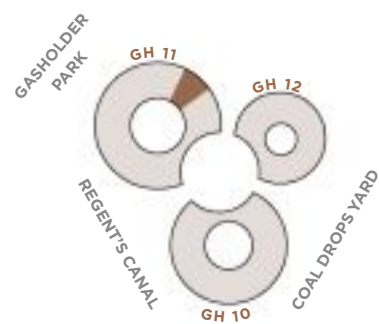
Plans are not to scale. All measurements are approximate room dimensions



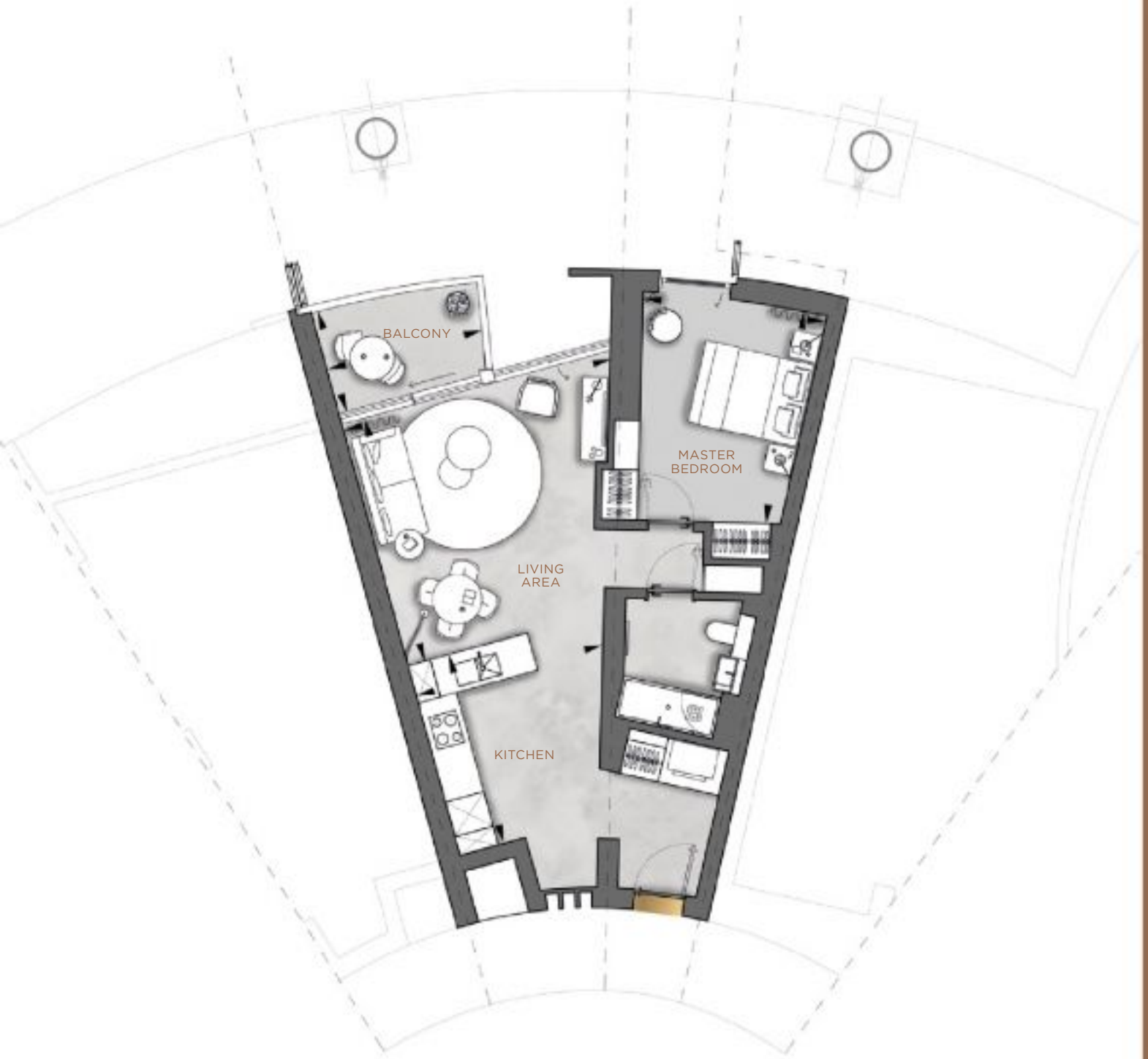
Schedule of Areas

LIVING AREA	4.9m x 4.5m	16'0" x 14'10"
KITCHEN	3.6m x 3.3m	11'8" x 10'9"
MASTER BEDROOM	3.9m x 3.3m	12'10" x 10'10"
TOTAL TOTAL NSA	62.4 sqm	672 sqft
BALCONY	5.3m x 1.9m	17'6" x 6'2"

Position



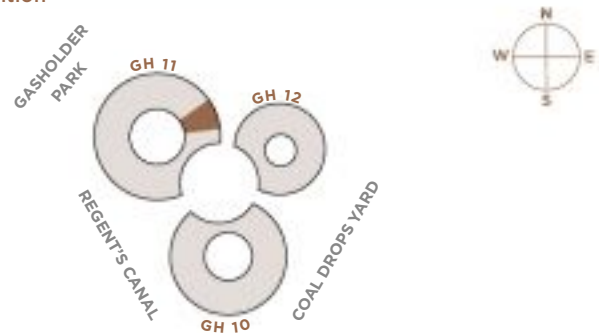
Plans are not to scale. All measurements are approximate room dimensions



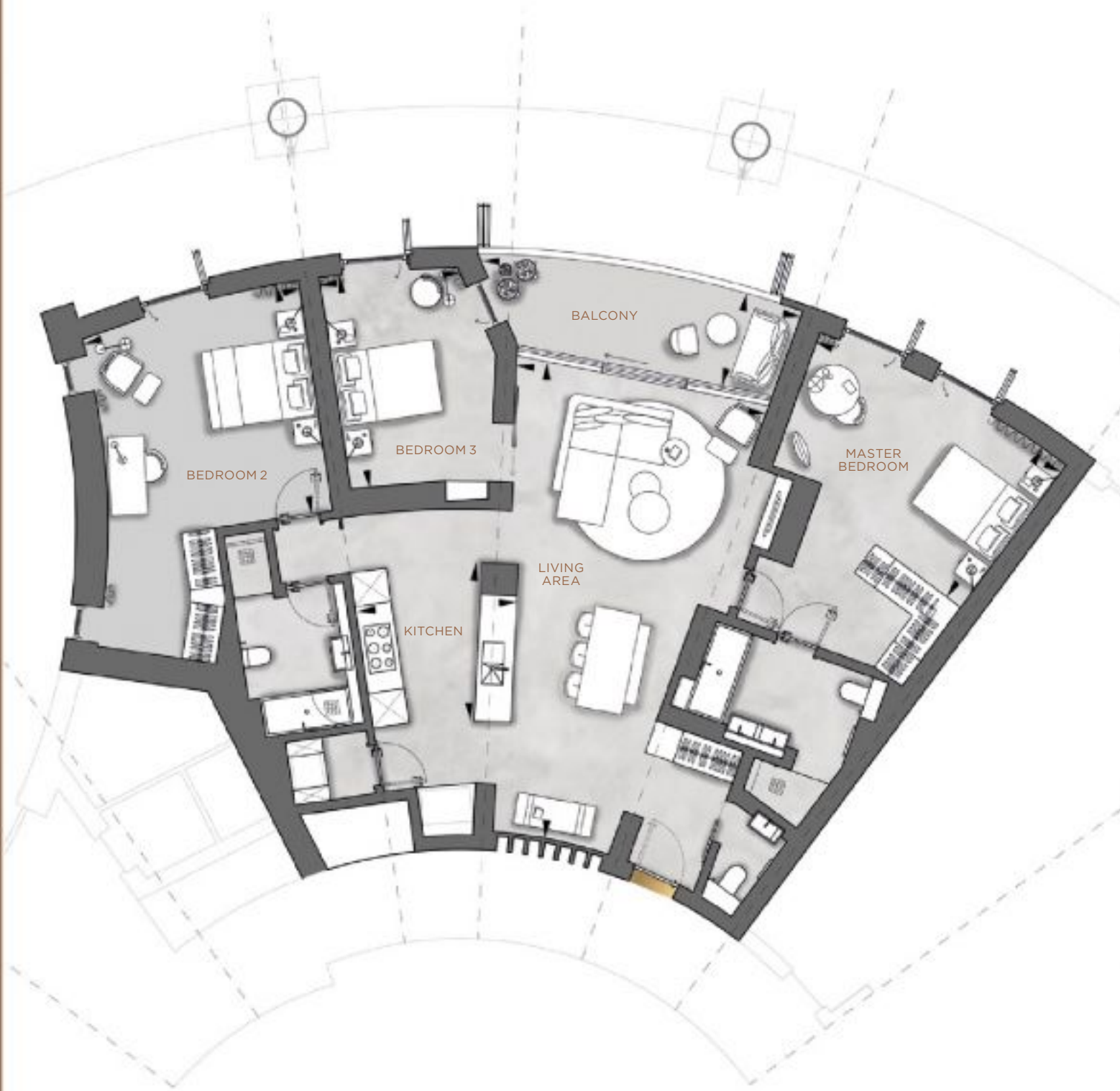
Schedule of Areas

LIVING AREA	4.9m x 4.5m	16'0" x 14'10"
KITCHEN	3.6m x 3.3m	11'8" x 10'9"
MASTER BEDROOM	3.9m x 3.4m	12'10" x 11'1"
TOTAL NSA	62.9 sqm	677 sqft
BALCONY	2.9m x 1.9m	9'6" x 6'1"

Position



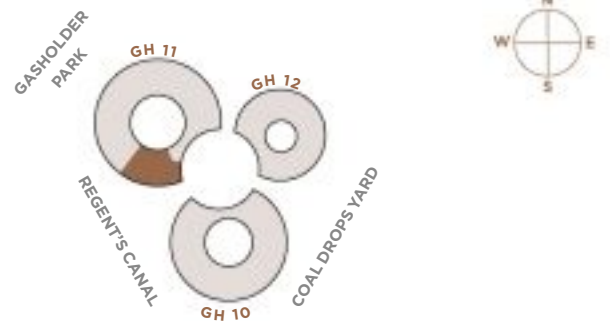
Plans are not to scale. All measurements are approximate room dimensions



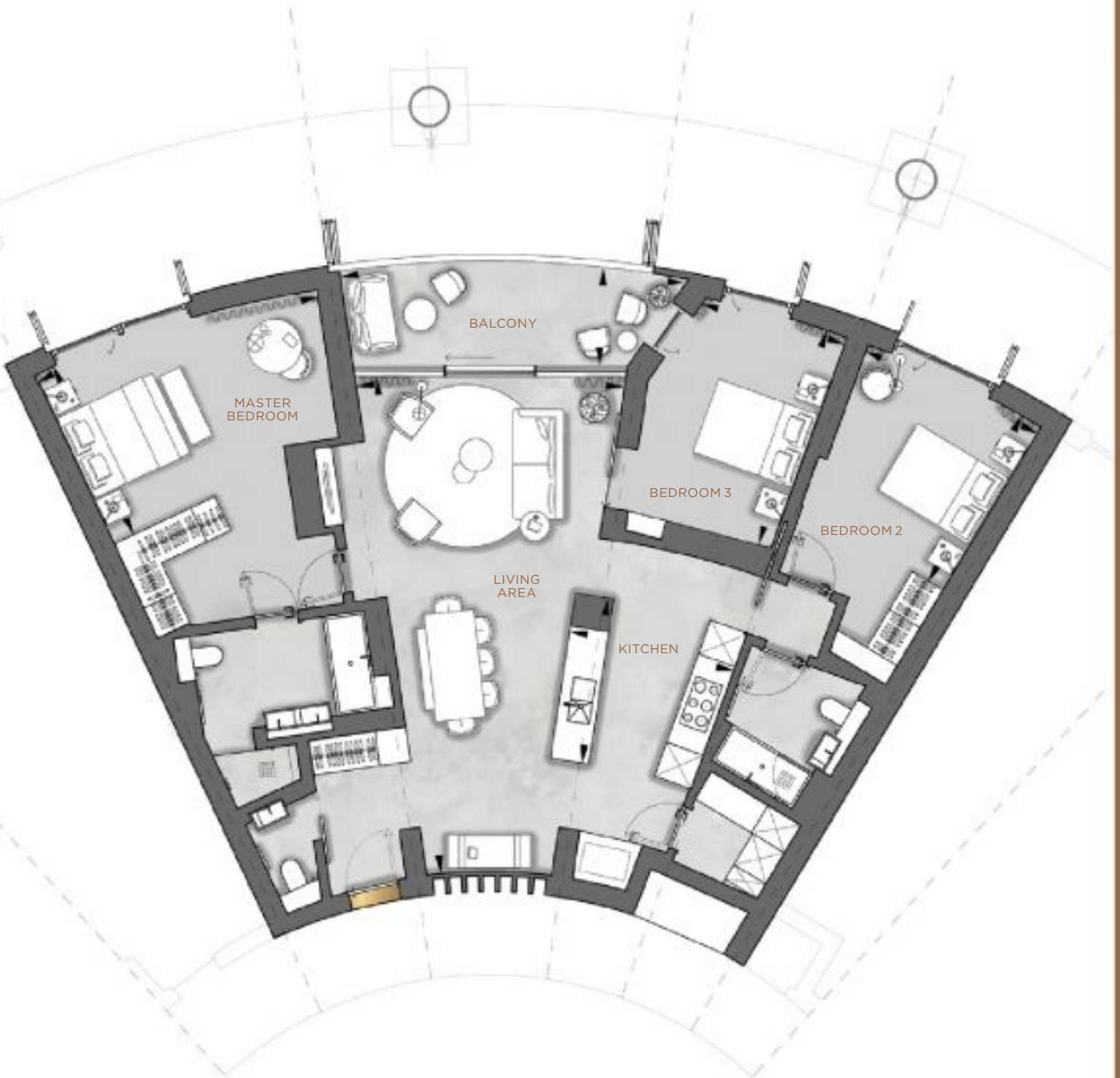
Schedule of Areas

LIVING AREA	9.0m x 4.8m	29'8" x 15'8"
KITCHEN	3.0m x 3.0m	9'11" x 9'10"
MASTER BEDROOM	5.3m x 3.4m	17'3" x 11'1"
BEDROOM 2	4.4m x 4.3m	14'7" x 14'0"
BEDROOM 3	4.1 x 2.8m	13'6" x 9'1"
TOTAL NSA	146.4 sqm	1,576 sqft
BALCONY	6.2m x 1.8m	20'5" x 5'11"

Position



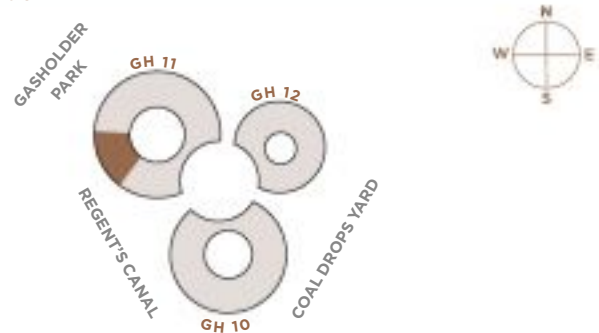
Plans are not to scale. All measurements are approximate room dimensions



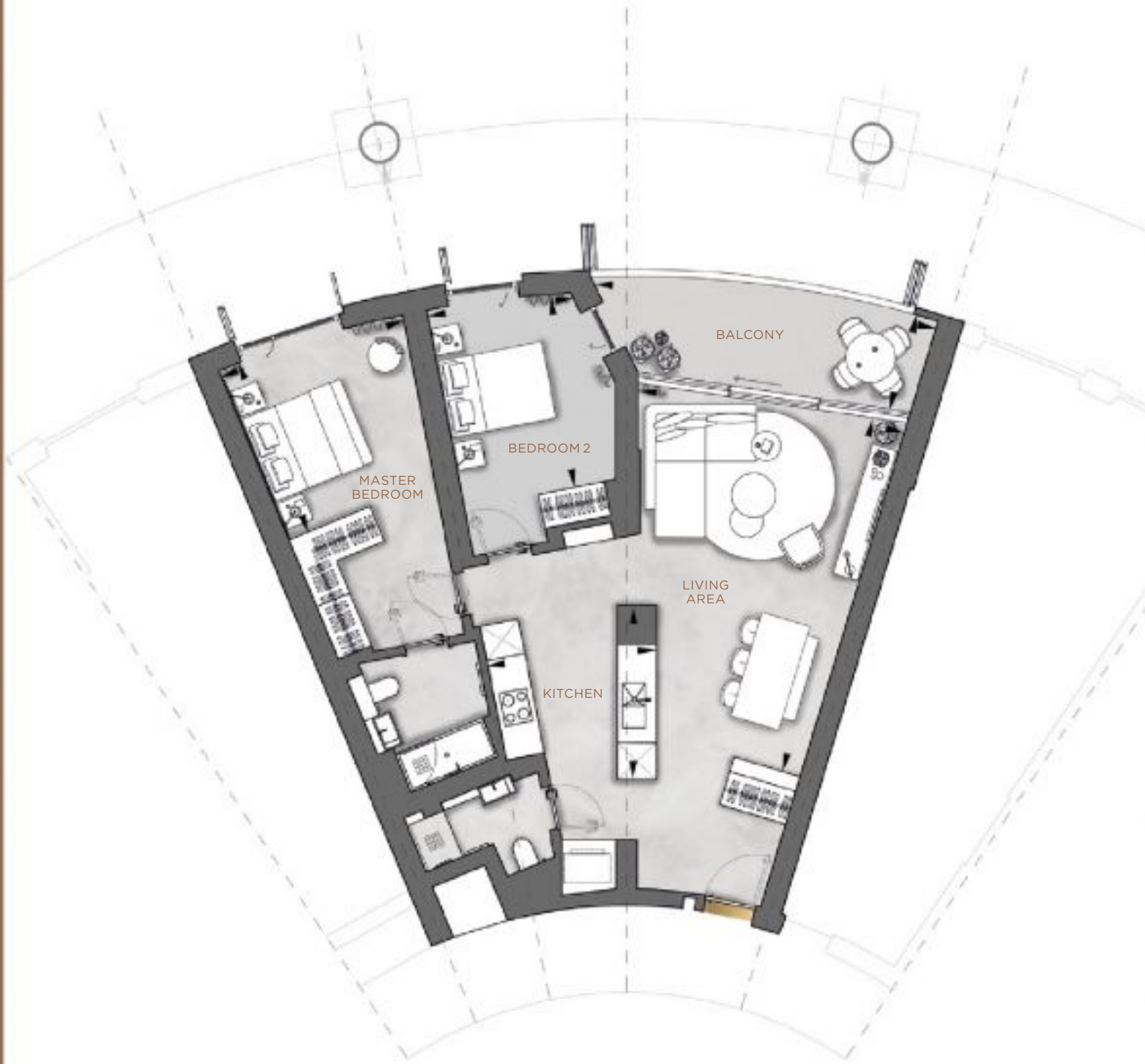
Schedule of Areas

LIVING AREA	8.9m x 4.7m	29'2" x 15'6"
KITCHEN	3.0m x 3.0m	9'11" x 9'9"
MASTER BEDROOM	5.2m x 3.4m	17'0" x 11'1"
BEDROOM 2	3.4m x 3.3m	11'3" x 10'11"
BEDROOM 3	4.1m x 2.8m	13'5" x 9'1"
TOTAL NSA	135.9 sqm	1,463 sqft
BALCONY	6.1m x 1.7m	20'1" x 5'9"

Position



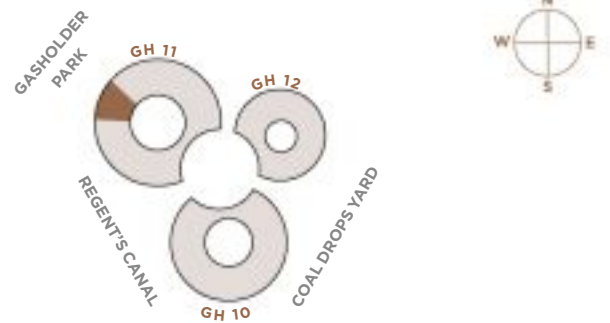
Plans are not to scale. All measurements are approximate room dimensions



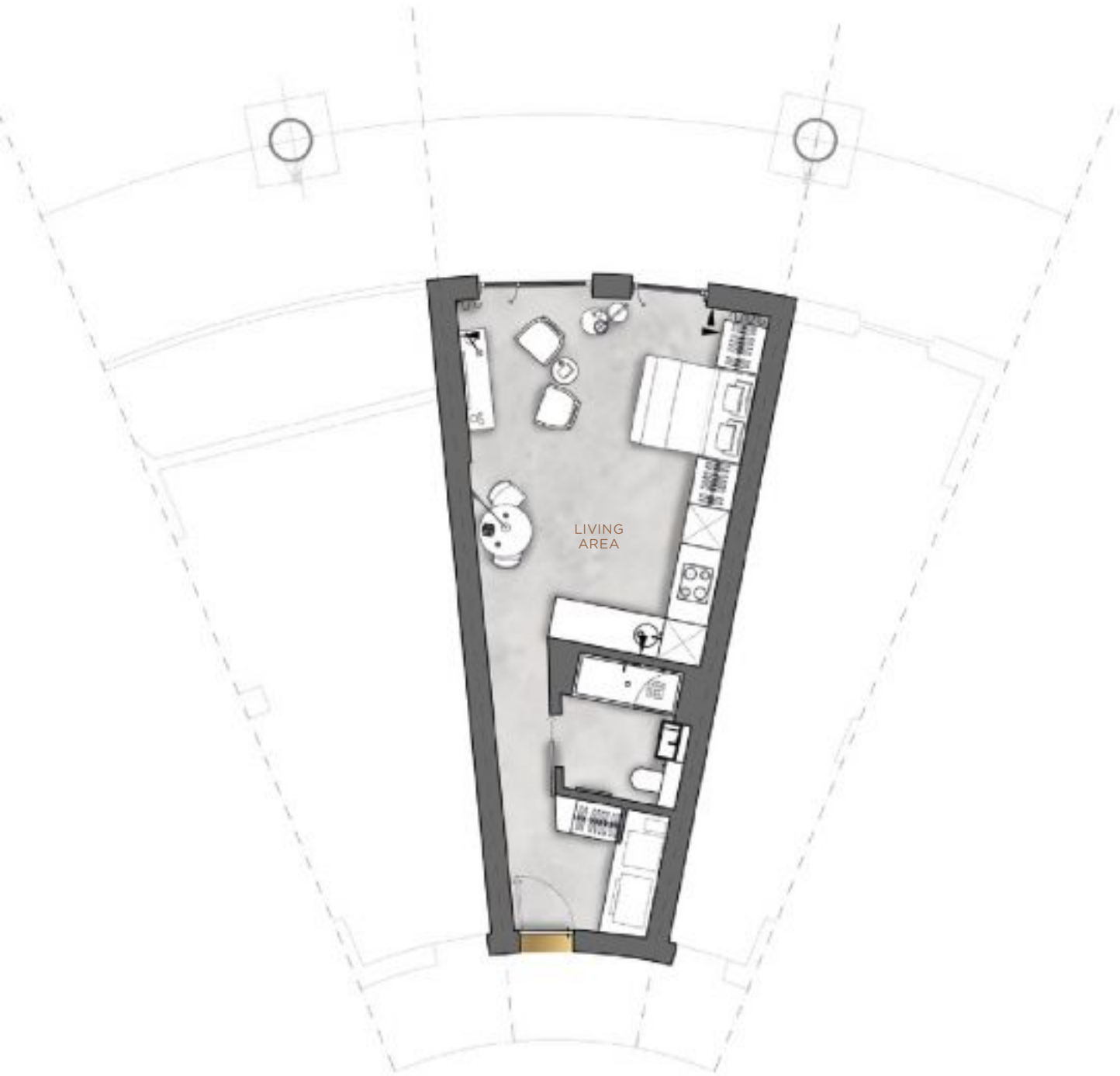
Schedule of Areas

LIVING AREA	6.7m x 4.7m	21'10" x 15'5"
KITCHEN	3.1m x 3.0m	10'4" x 9'10"
MASTER BEDROOM	3.3m x 3.3m	10'11" x 10'10"
BEDROOM 2	3.5m x 2.7m	11'4" x 8'9"
TOTAL NSA	91 sqm	980 sqft
BALCONY	6.1m x 1.8m	20'1" x 5'11"

Position



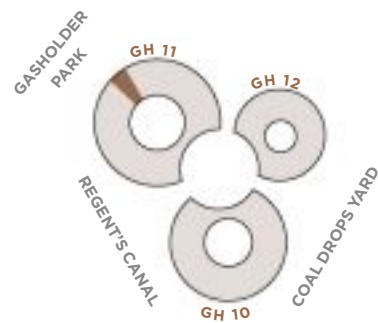
Plans are not to scale. All measurements are approximate room dimensions



Schedule of Areas

LIVING AREA	6.0m x 4.3m	19'9" x 14'1"
TOTAL NSA	41.7 sqm	449 sqft

Position



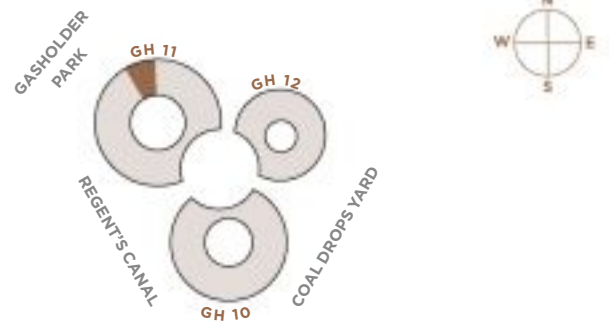
Plans are not to scale. All measurements are approximate room dimensions



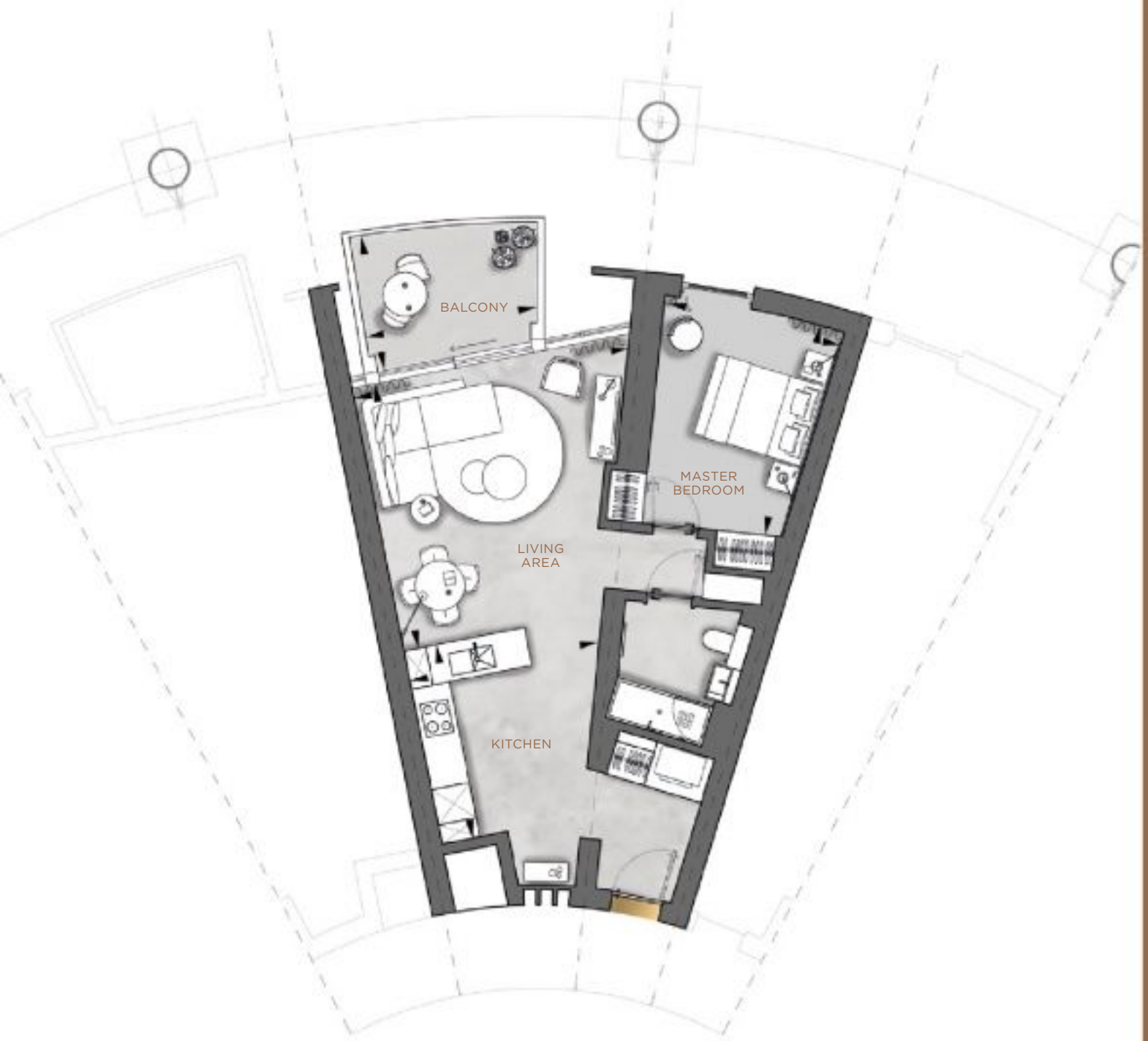
Schedule of Areas

LIVING AREA	5.0m x 4.8m	16'4" x 15'10"
KITCHEN	3.6m x 3.3m	11'8" x 10'9"
MASTER BEDROOM	3.9m x 3.4m	12'11" x 11'0"
TOTAL NSA	64.1 sqm	690 sqft
BALCONY	3.2m x 2.4m	10'5" x 7'11"

Position



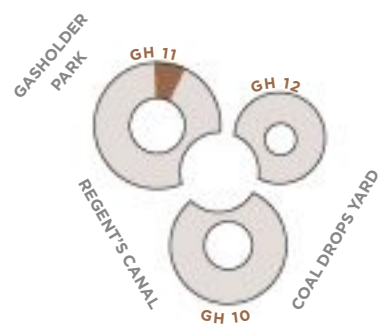
Plans are not to scale. All measurements are approximate room dimensions



Schedule of Areas

LIVING AREA	5.0m x 4.8m	16'4" x 15'10"
KITCHEN	3.6m x 3.3m	11'8" x 10'9"
MASTER BEDROOM	3.9m x 3.3m	12'10" x 10'10"
TOTAL NSA	64.1 sqm	690 sqft
BALCONY	3.2m x 2.5m	10'4" x 8'1"

Position



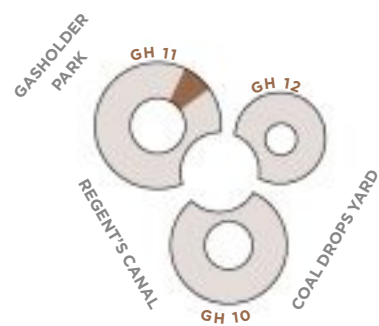
Plans are not to scale. All measurements are approximate room dimensions



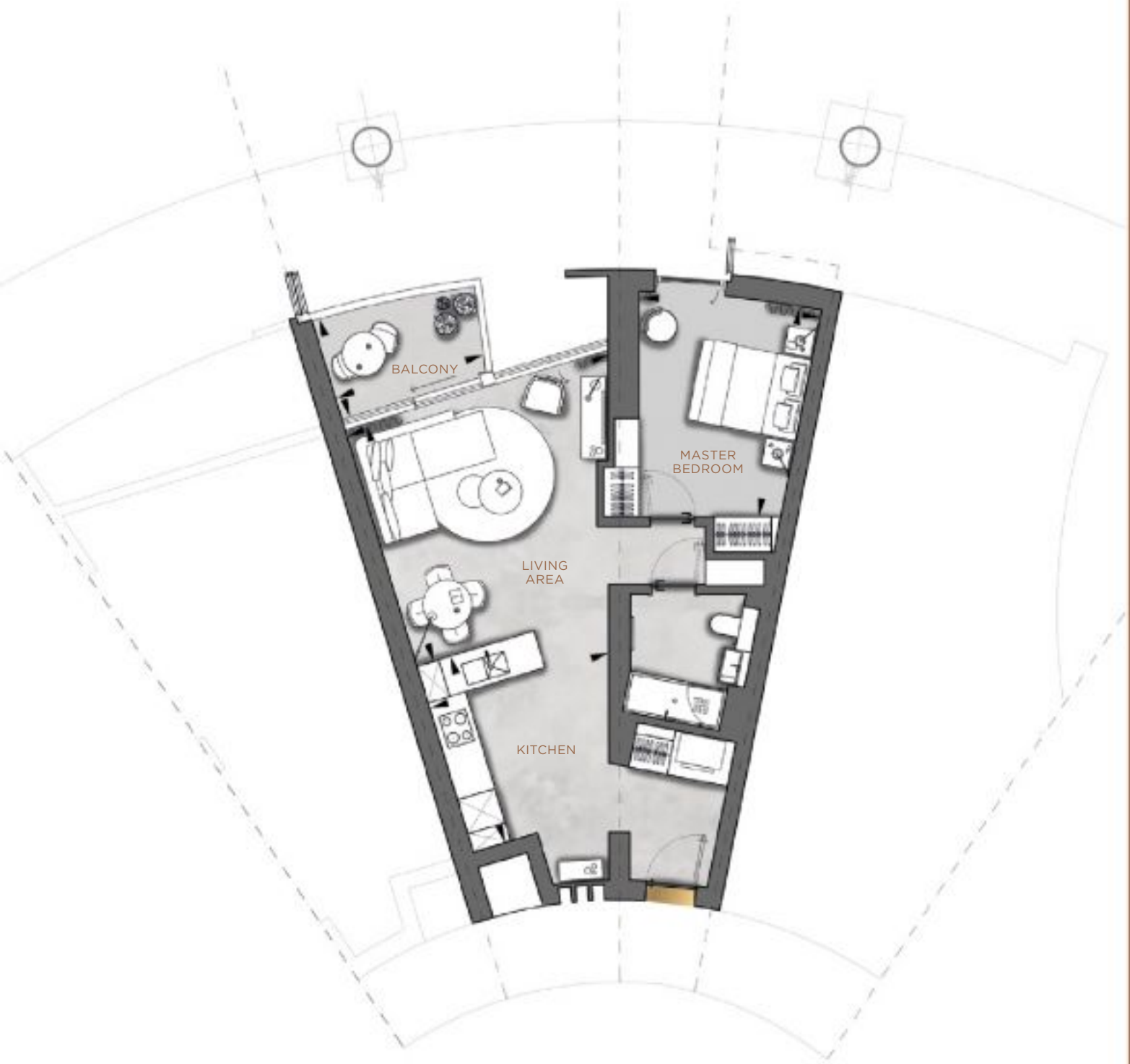
Schedule of Areas

LIVING AREA	4.9m x 4.5m	16'0" x 14'10"
KITCHEN	3.6m x 3.3m	11'8" x 10'9"
MASTER BEDROOM	3.9m x 3.3m	12'10" x 10'10"
TOTAL NSA	62.5 sqm	673 sqft
BALCONY	5.3m x 1.9m	17'6" x 6'2"

Position



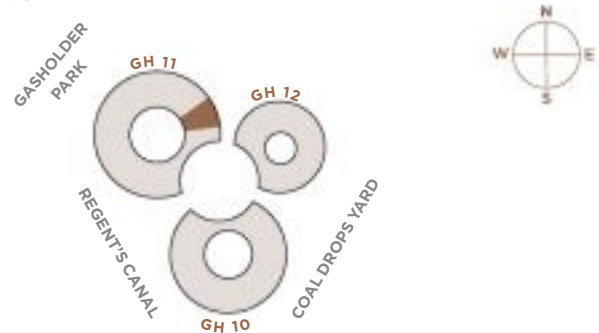
Plans are not to scale. All measurements are approximate room dimensions



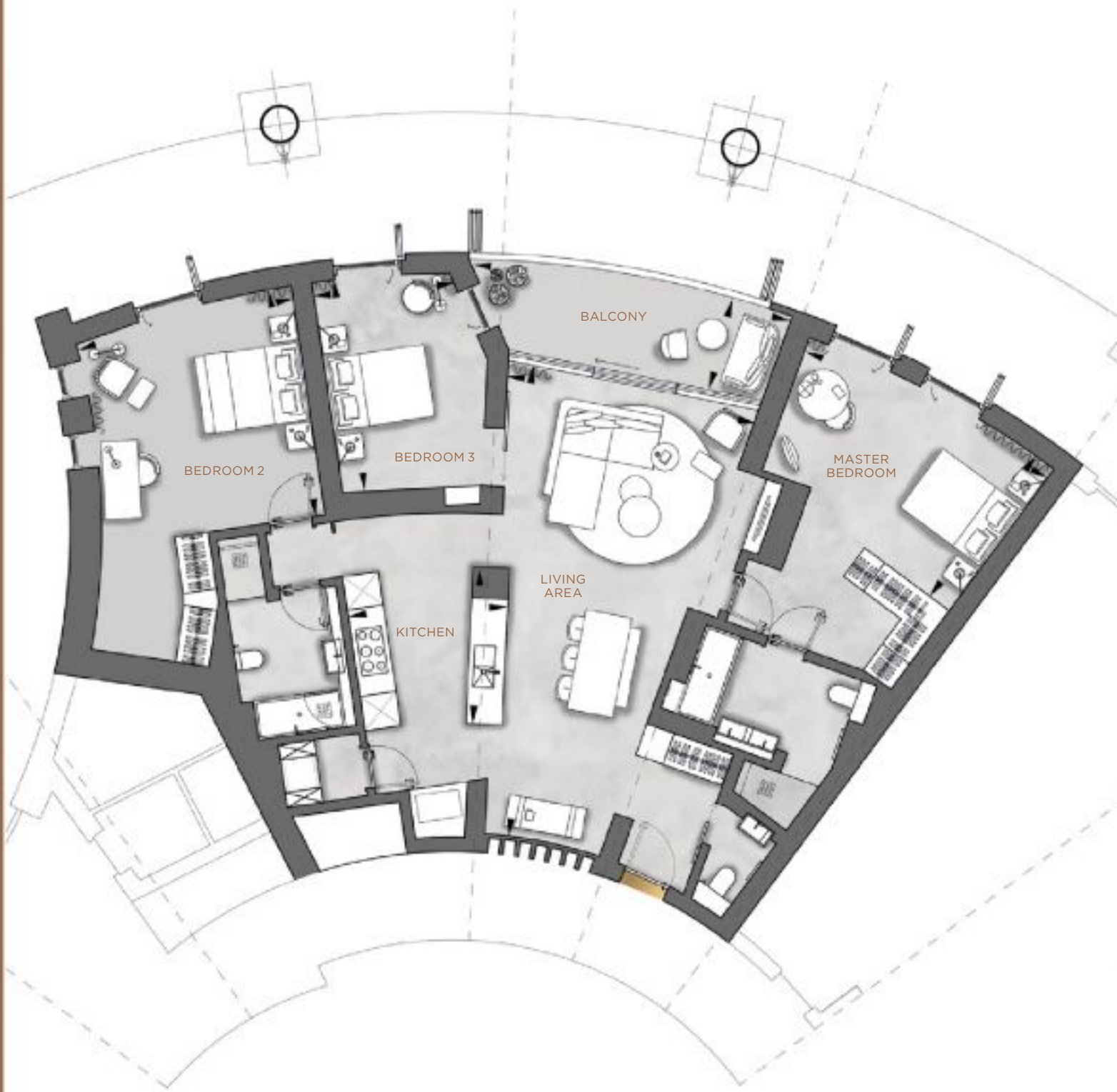
Schedule of Areas

LIVING AREA	4.9m x 4.5m	16'0" x 14'10"
KITCHEN	3.6m x 3.3m	11'8" x 10'9"
MASTER BEDROOM	3.9m x 3.4m	12'10" x 11'1"
TOTAL NSA	63 sqm	678 sqft
BALCONY	2.9m x 1.9m	9'6" x 6'1"

Position



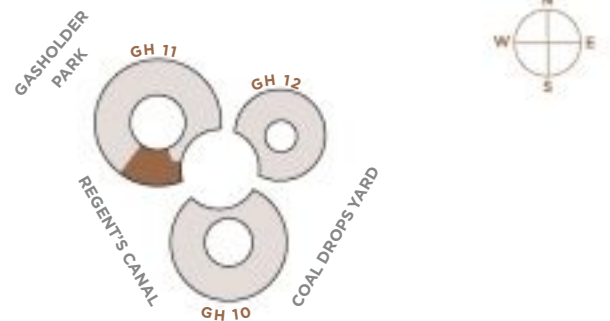
Plans are not to scale. All measurements are approximate room dimensions



Schedule of Areas

LIVING AREA	9.0m x 4.8m	29'8" x 15'8"
KITCHEN	3.0m x 3.0m	9'11" x 9'10"
MASTER BEDROOM	5.3m x 3.4m	17'3" x 11'1"
BEDROOM 2	4.4m x 4.3m	14'7" x 14'0"
BEDROOM 3	4.1m x 2.8m	13'6" x 9'1"
TOTAL NSA	146.6 sqm	1,578 sqft
BALCONY	6.2m x 1.8m	20'5" x 5'11"

Position



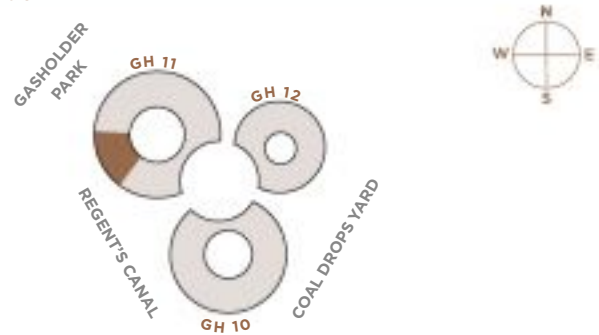
Plans are not to scale. All measurements are approximate room dimensions



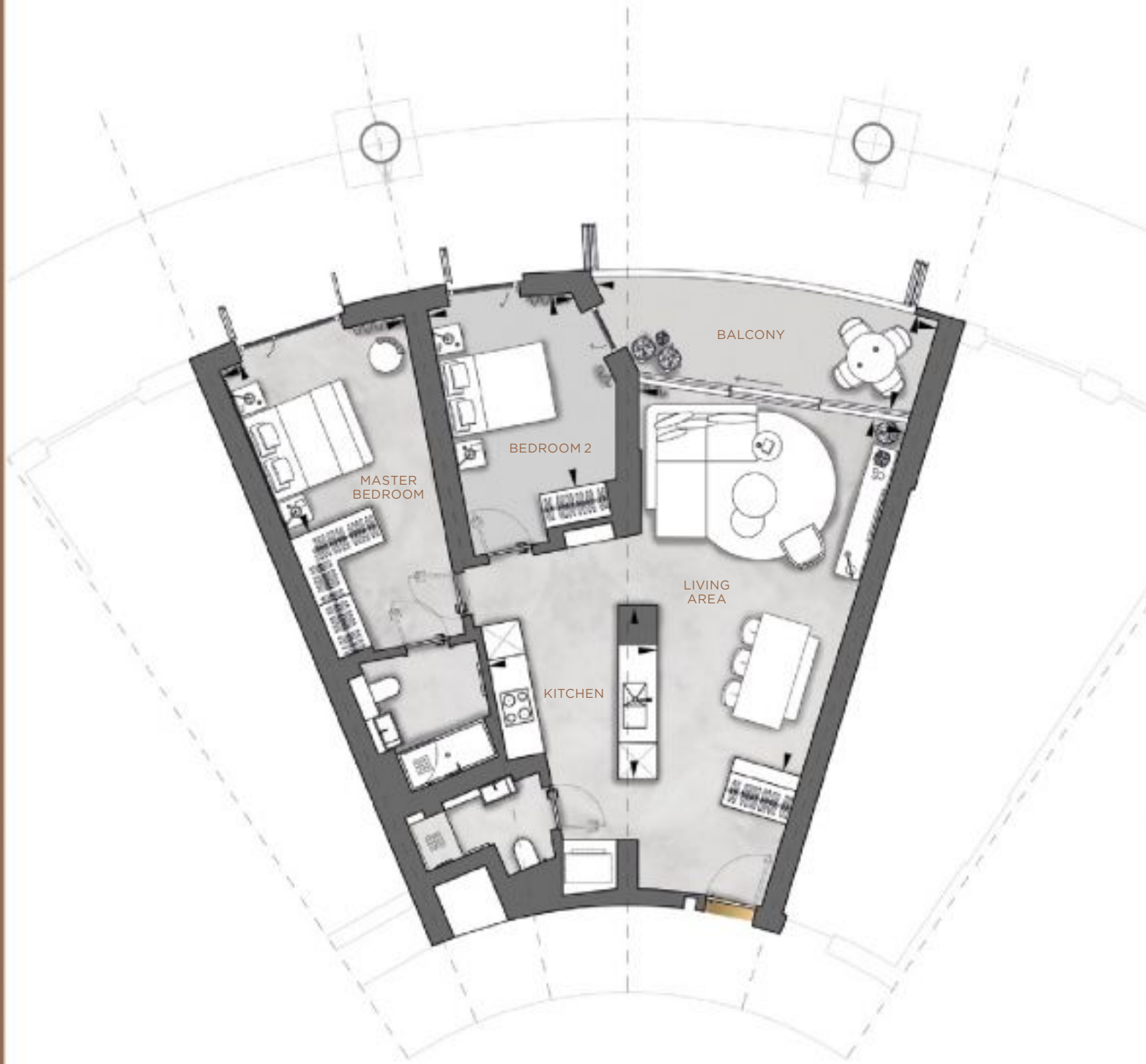
Schedule of Areas

LIVING AREA	8.9m x 4.7m	29'2" x 15'6"
KITCHEN	3.0m x 3.0m	9'11" x 9'9"
MASTER BEDROOM	5.2m x 3.4m	17'0" x 11'1"
BEDROOM 2	3.4m x 3.3m	11'3" x 10'11"
BEDROOM 3	4.1m x 2.8m	13'5" x 9'1"
TOTAL NSA	135.9 sqm	1,463 sqft
BALCONY	6.1m x 1.7m	20'1" x 5'9"

Position



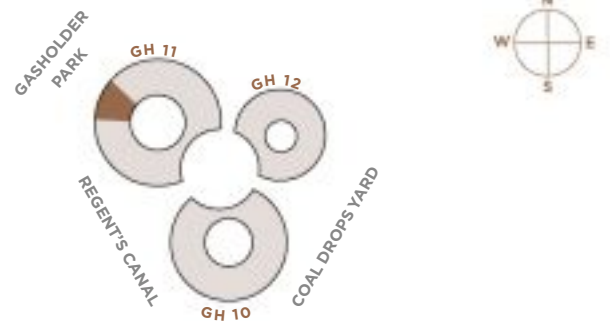
Plans are not to scale. All measurements are approximate room dimensions



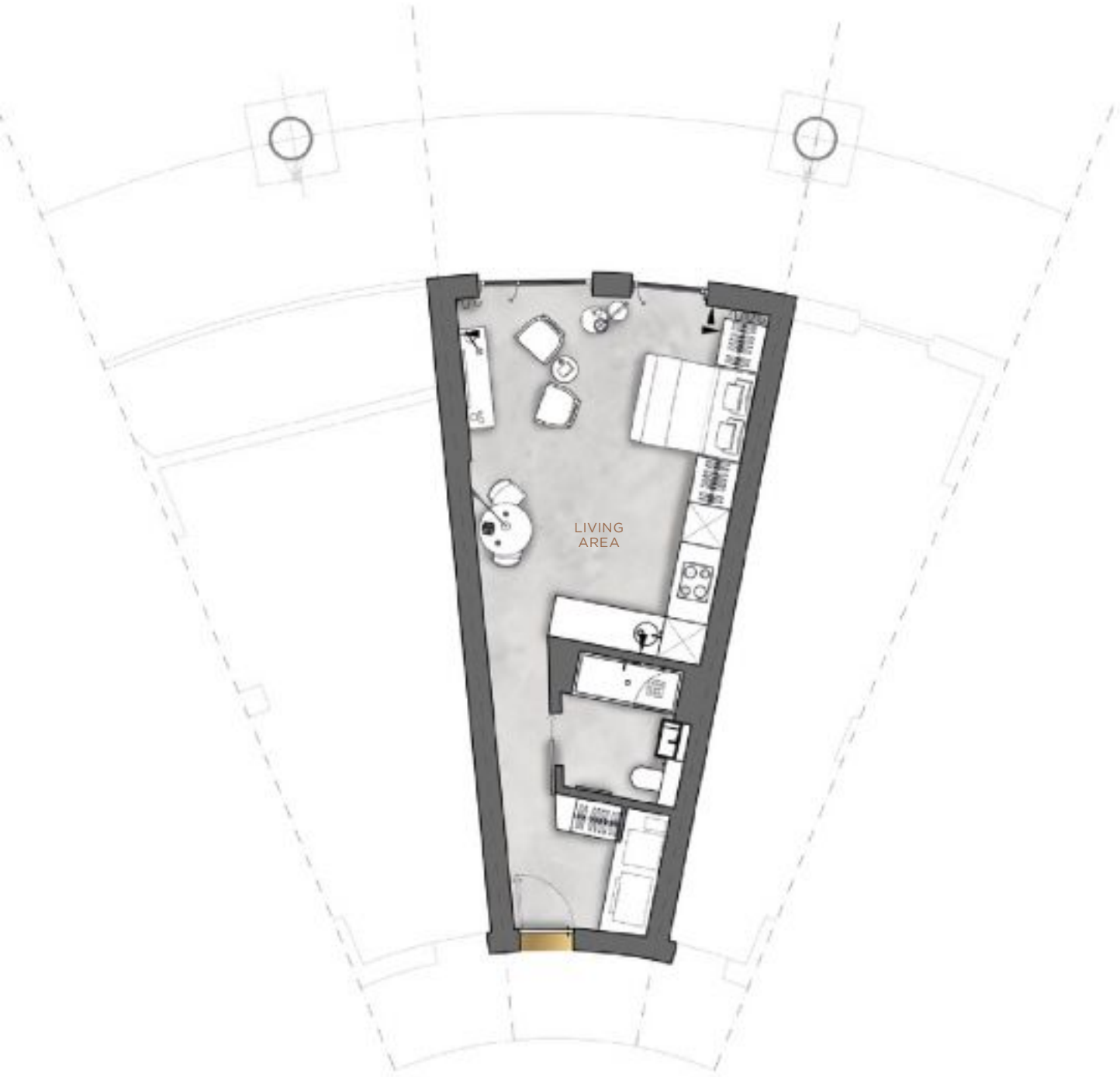
Schedule of Areas

LIVING AREA	6.3m x 4.7m	20'8" x 15'5"
KITCHEN	3.1m x 3.0m	10'4" x 9'10"
MASTER BEDROOM	3.3m x 3.3m	10'11" x 10'10"
BEDROOM 2	3.5m x 3.0m	11'4" x 9'9"
TOTAL NSA	91.1 sqm	981 sqft
BALCONY	6.1m x 1.8m	20'1" x 5'11"

Position



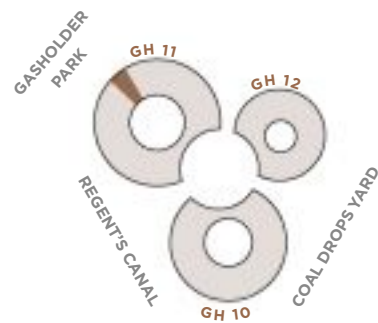
Plans are not to scale. All measurements are approximate room dimensions



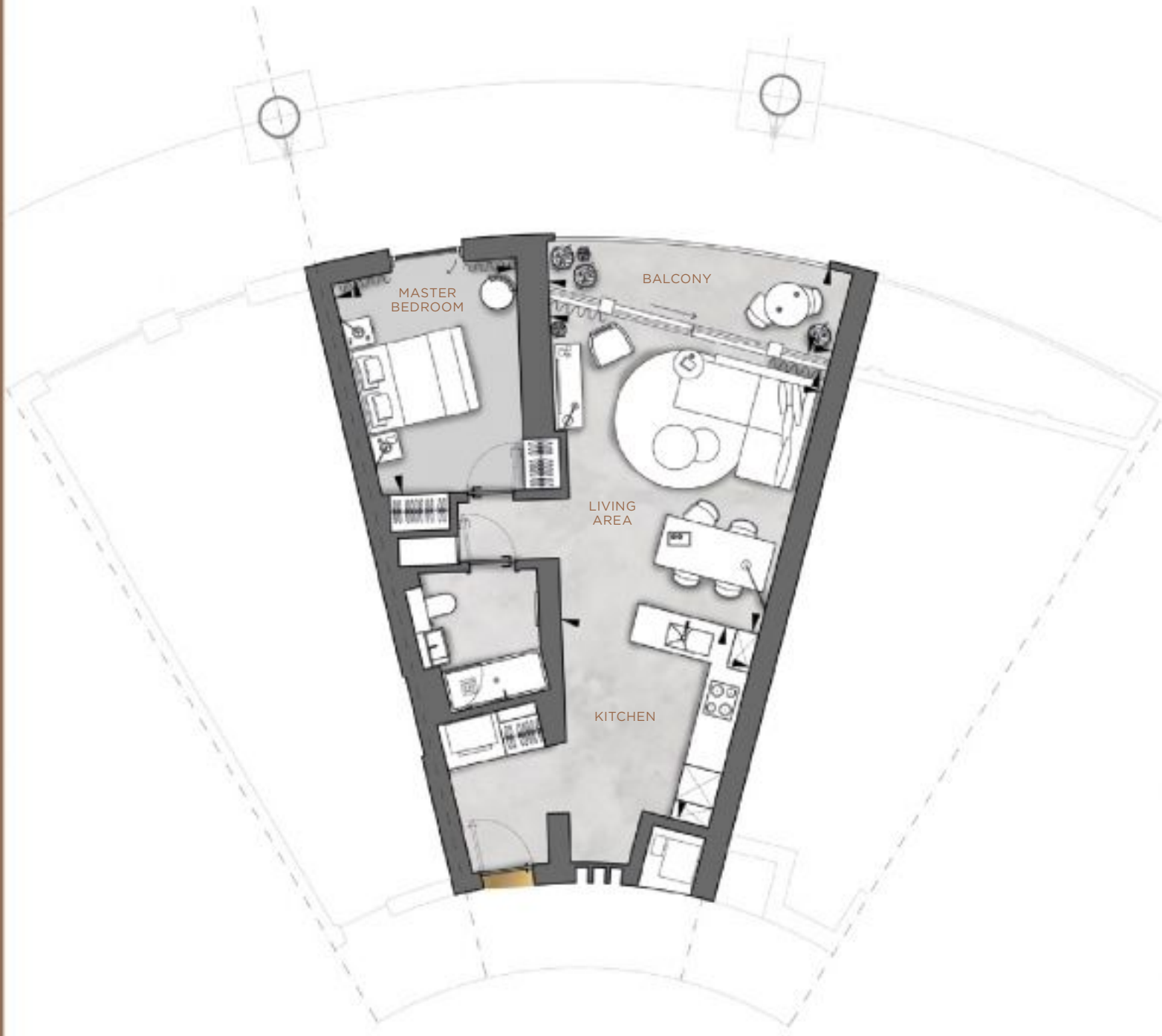
Schedule of Areas

LIVING AREA	6.0m x 4.3m	19'9" x 14'1"
TOTAL NSA	41.7 sqm	449 sqft

Position



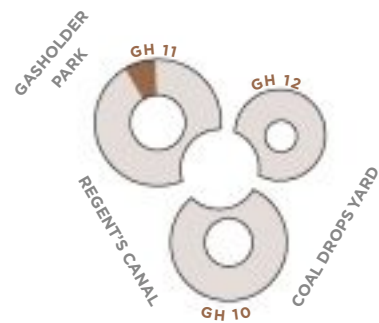
Plans are not to scale. All measurements are approximate room dimensions



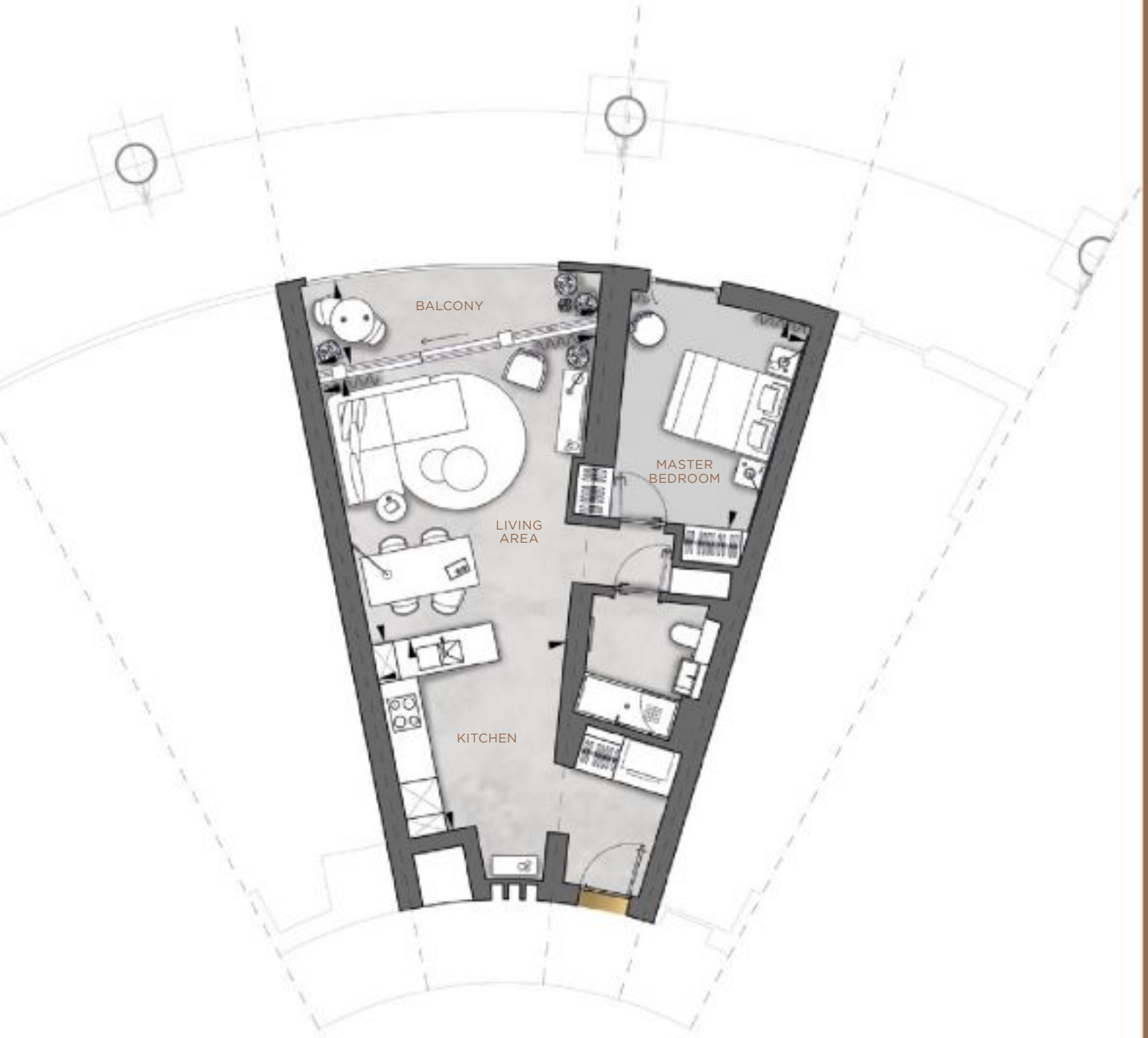
Schedule of Areas

LIVING AREA	5.0m x 4.8m	16'4" x 15'10"
KITCHEN	3.6m x 3.3m	11'8" x 10'9"
MASTER BEDROOM	3.9m x 3.4m	12'11" x 11'0"
TOTAL NSA	64.1 sqm	690 sqft
BALCONY	5.3m x 1.6m	17'4" x 5'1"

Position



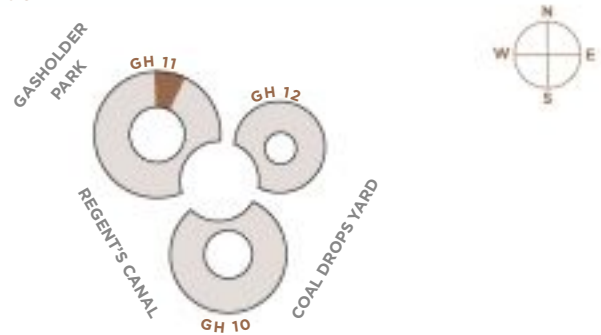
Plans are not to scale. All measurements are approximate room dimensions



Schedule of Areas

LIVING AREA	5.0m x 4.8m	16'4" x 15'10"
KITCHEN	3.6m x 3.3m	11'8" x 10'9"
MASTER BEDROOM	3.9m x 3.3m	12'10" x 10'10"
TOTAL NSA	64.1 sqm	690 sqft
BALCONY	5.3m x 1.6m	17'4" x 5'1"

Position



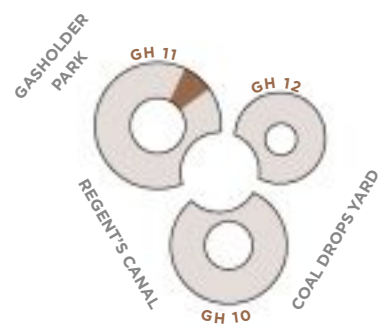
Plans are not to scale. All measurements are approximate room dimensions



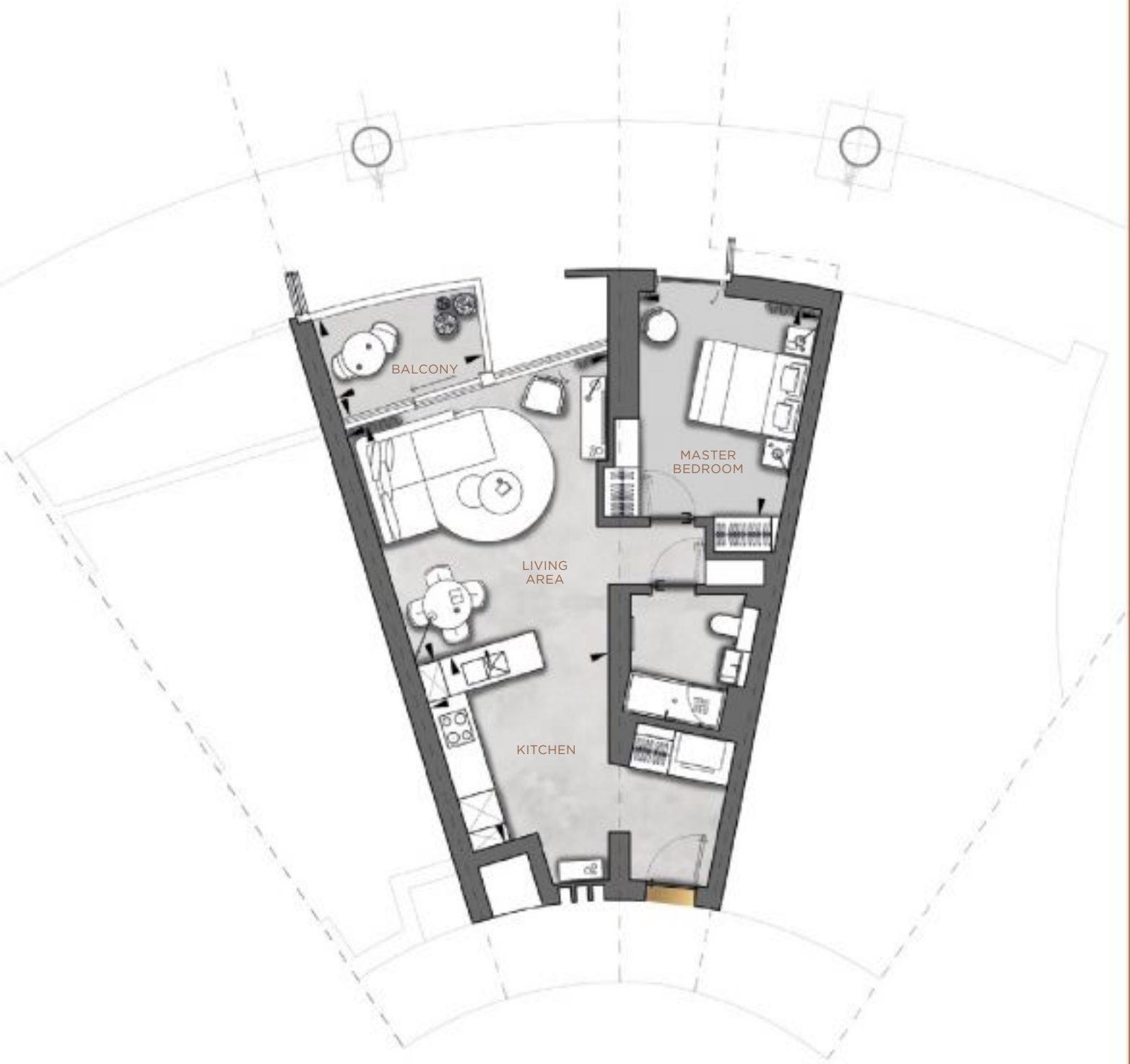
Schedule of Areas

LIVING AREA	4.9m x 4.5m	16'0" x 14'10"
KITCHEN	3.6m x 3.3m	11'8" x 10'9"
MASTER BEDROOM	3.9m x 3.3m	12'10" x 10'10"
TOTAL NSA	62.5 sqm	673 sqft
BALCONY	5.3m x 1.9m	17'6" x 6'2"

Position



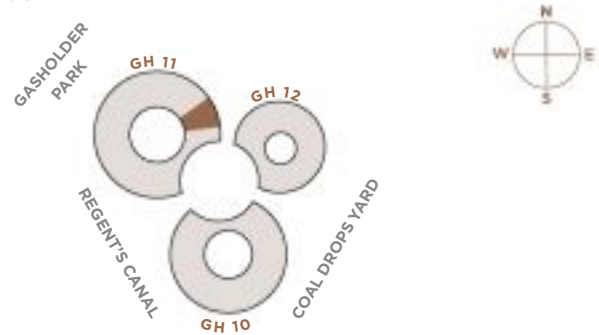
Plans are not to scale. All measurements are approximate room dimensions



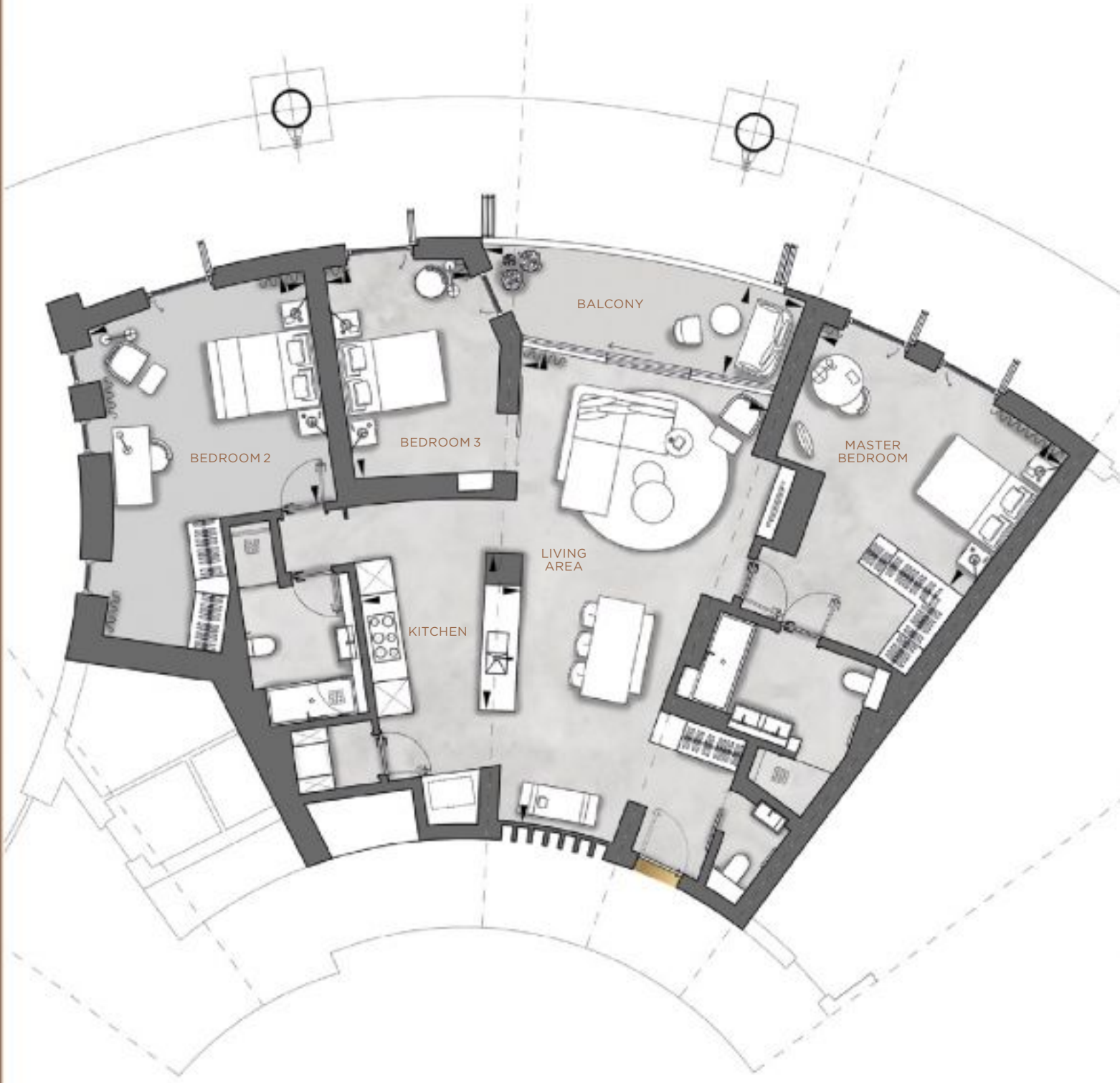
Schedule of Areas

LIVING AREA	4.9m x 4.5m	16'0" x 14'10"
KITCHEN	3.6m x 3.3m	11'8" x 10'9"
MASTER BEDROOM	3.9m x 3.4m	12'10" x 11'1"
TOTAL NSA	63 sqm	678 sqft
BALCONY	2.9m x 1.9m	9'6" x 6'1"

Position



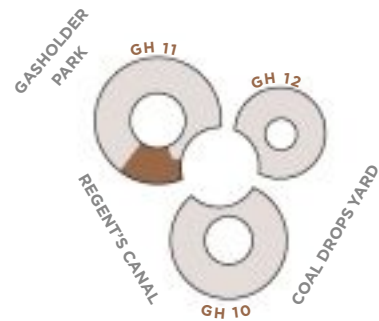
Plans are not to scale. All measurements are approximate room dimensions



Schedule of Areas

LIVING AREA	9.0m x 4.8m	29'8" x 15'8"
KITCHEN	3.0m x 3.0m	9'11" x 9'10"
MASTER BEDROOM	5.3m x 3.4m	17'3" x 11'1"
BEDROOM 2	4.4m x 4.3m	14'7" x 14'0"
BEDROOM 3	4.1m x 2.8m	13'6" x 9'1"
TOTAL NSA	146.5 sqm	1,577 sqft
BALCONY	6.2m x 1.8m	20'5" x 5'11"

Position



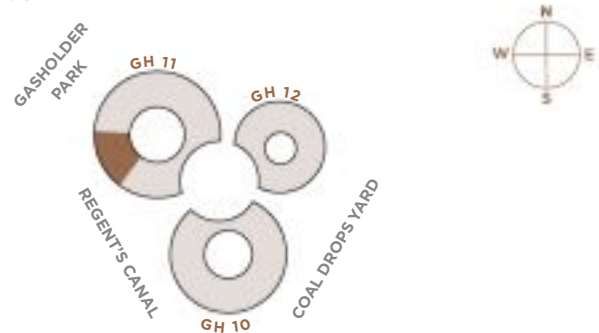
Plans are not to scale. All measurements are approximate room dimensions



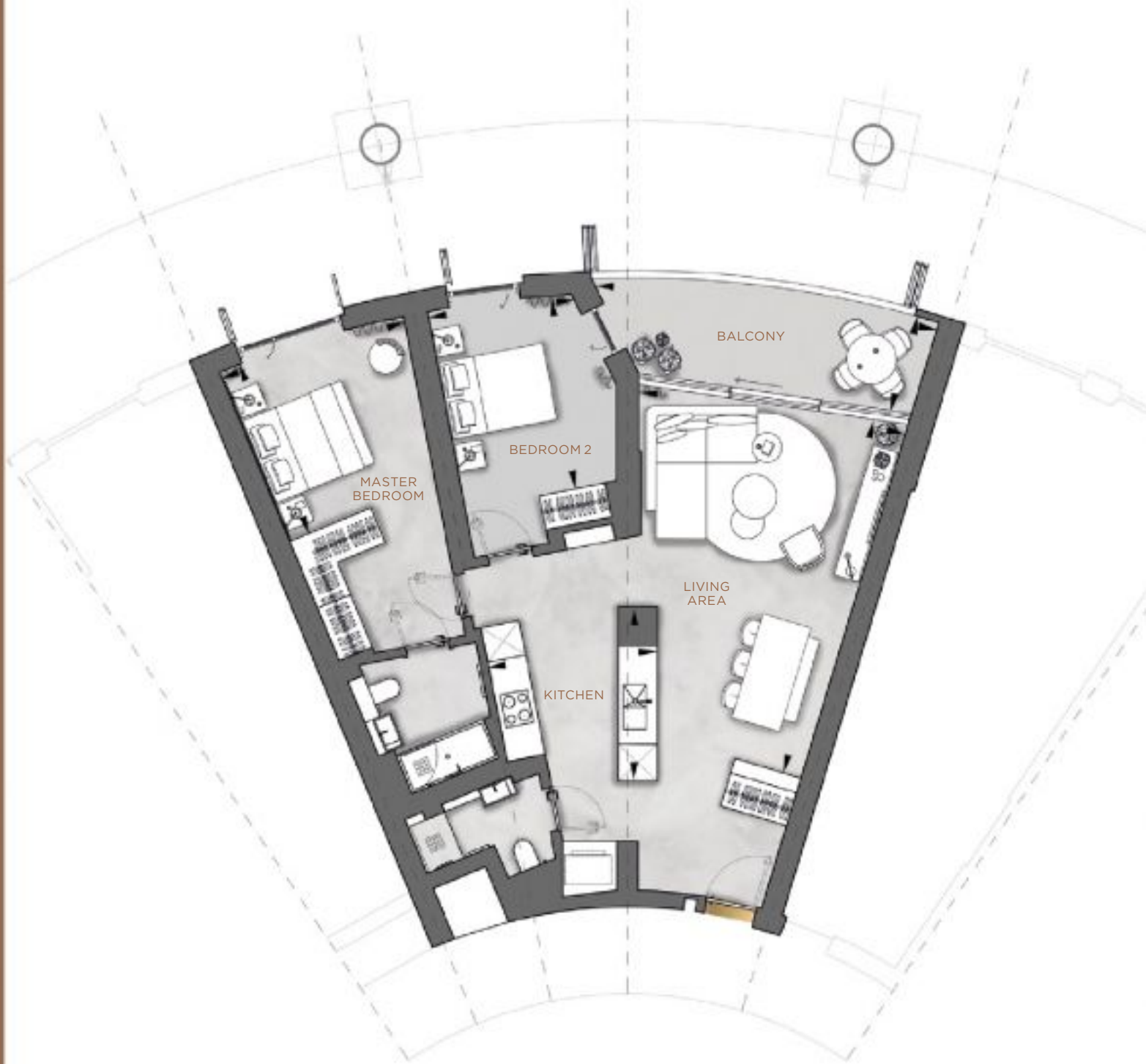
Schedule of Areas

LIVING AREA	9.1m x 4.7m	29'8" x 15'6"
KITCHEN	3.0m x 3.0m	9'11" x 9'9"
MASTER BEDROOM	5.2m x 3.4m	17'0" x 11'1"
BEDROOM 2	3.4m x 3.3m	11'3" x 10'11"
BEDROOM 3	4.1m x 2.8m	13'5" x 9'1"
TOTAL NSA	135.9 sqm	1,463 sqft
BALCONY	6.1m x 1.7m	20'1" x 5'9"

Position



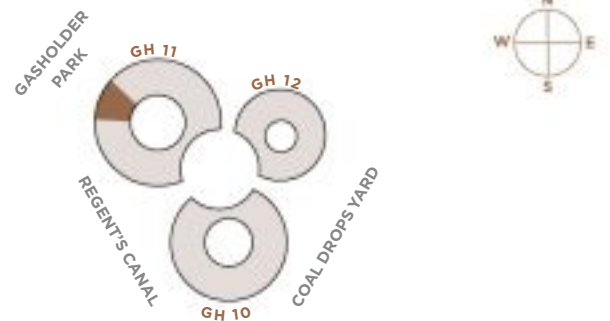
Plans are not to scale. All measurements are approximate room dimensions



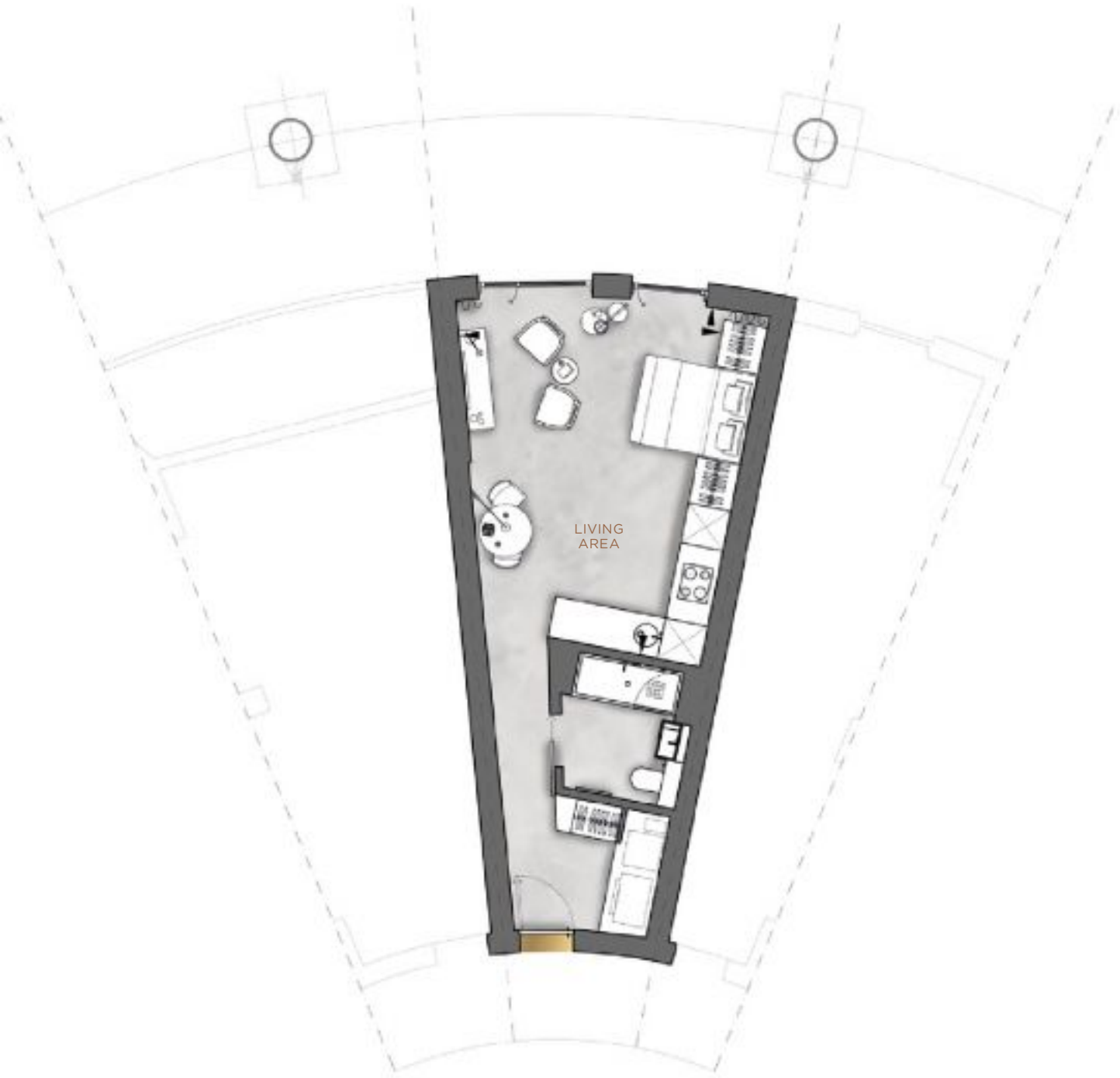
Schedule of Areas

LIVING AREA	6.7m x 4.7m	21'11" x 15'5"
KITCHEN	3.1m x 3.0m	10'4" x 9'10"
MASTER BEDROOM	3.3m x 3.3m	10'11" x 10'10"
BEDROOM 2	4.5m x 2.7m	14'10" x 8'9"
TOTAL NSA	91.1 sqm	981 sqft
BALCONY	6.1m x 1.8m	20'1" x 5'11"

Position



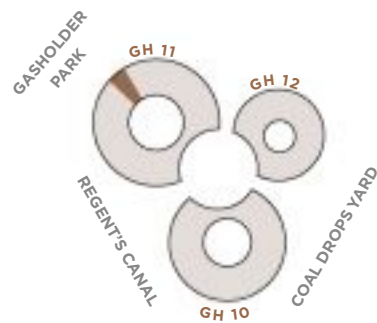
Plans are not to scale. All measurements are approximate room dimensions



Schedule of Areas

LIVING AREA	6.0m x 4.3m	19'9" x 14'1"
TOTAL NSA	41.7 sqm	449 sqft

Position



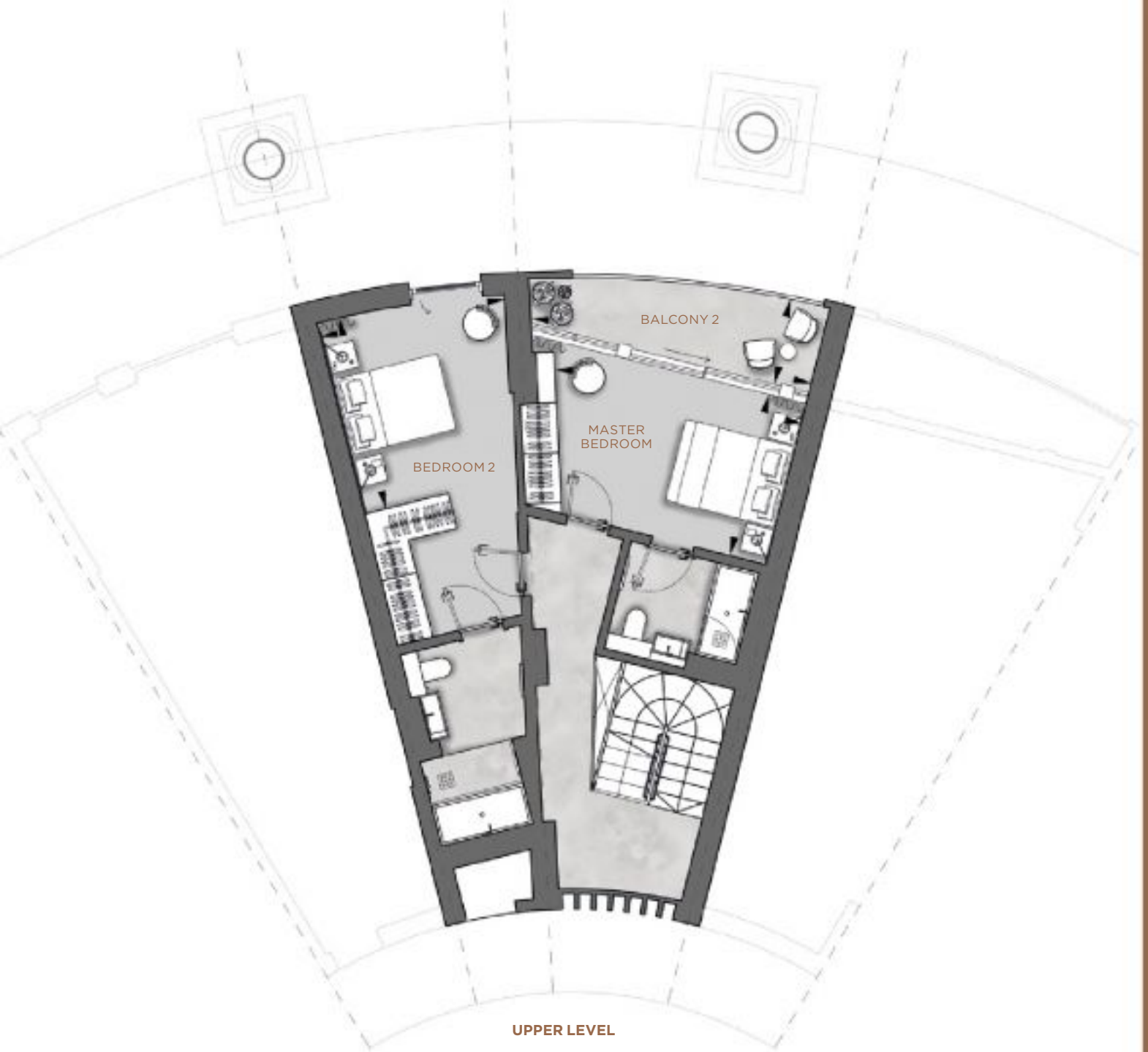
Plans are not to scale. All measurements are approximate room dimensions



Schedule of Areas

LIVING AREA	5.0m x 4.8m	16'4" x 15'10"
KITCHEN	3.2m x 3.0m	10'6" x 9'11"
BEDROOM 3	3.4m x 3.2m	11'0" x 10'8"
BALCONY	3.2m x 2.4m	10'5" x 7'11"

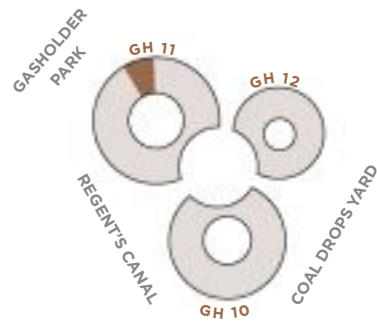
Plans are not to scale. All measurements are approximate room dimensions

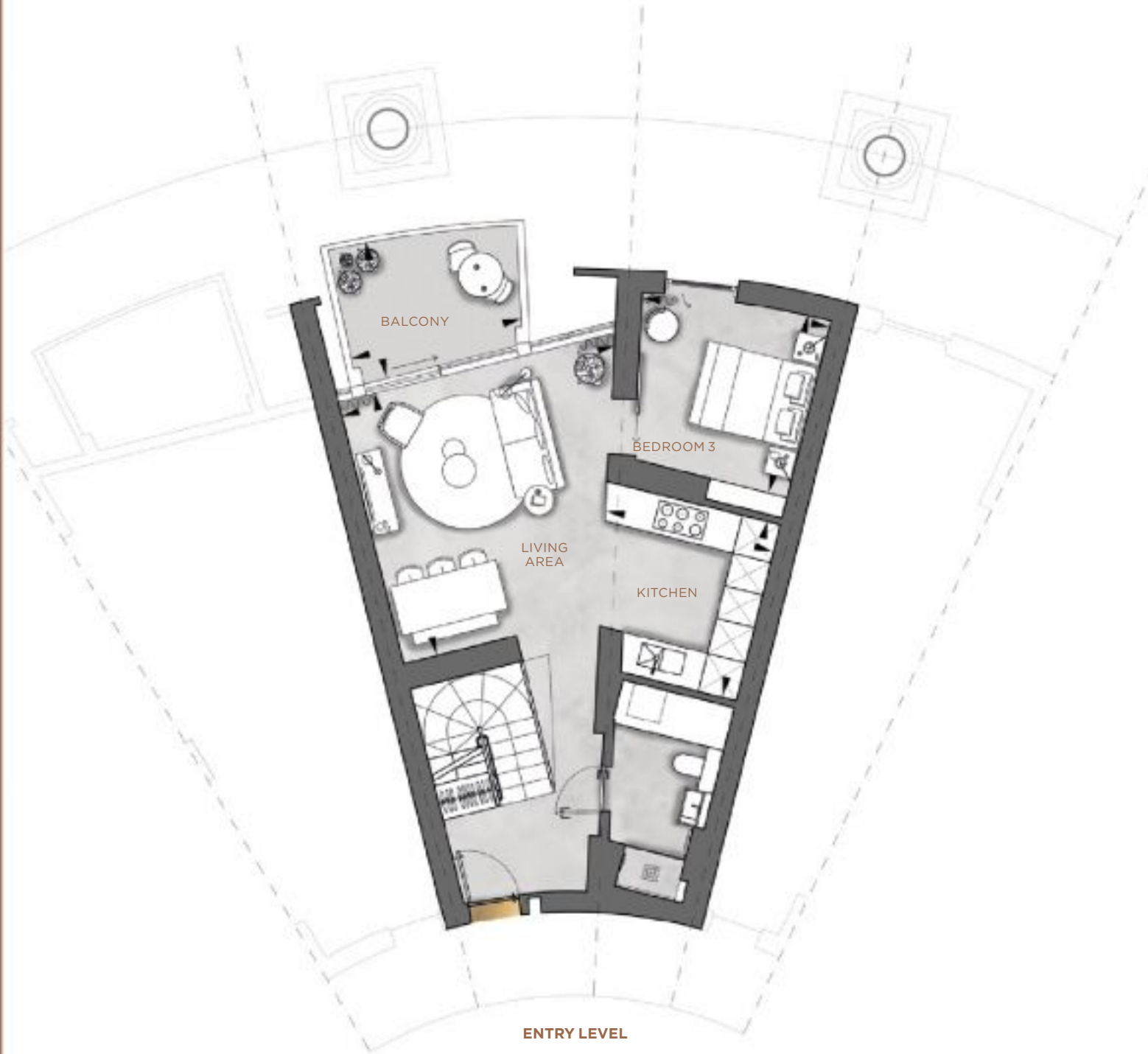


Schedule of Areas

MASTER BEDROOM	3.5m x 3.4m	11'6" x 11'0"
BEDROOM 2	4.6m x 3.0m	15'0" x 9'10"
TOTAL NSA	127.8 sqm	1,376 sqft
BALCONY 2	5.3m x 1.5m	17'4" x 5'0"

Position





Schedule of Areas

LIVING AREA	5.0m x 4.8m	16'4" x 15'10"
KITCHEN	3.7m x 3.0m	12'2" x 9'11"
BEDROOM 3	3.3m x 3.3m	10'10" x 10'8"
BALCONY	3.1m x 2.4m	10'4" x 8'0"

Plans are not to scale. All measurements are approximate room dimensions

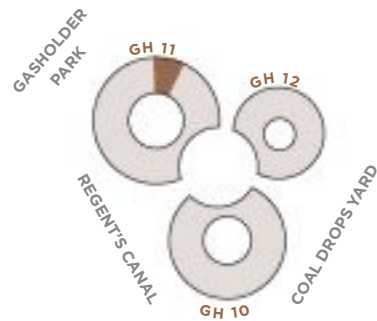


UPPER LEVEL

Schedule of Areas

MASTER BEDROOM	3.5m x 3.3m	11'7" x 10'10"
BEDROOM 2	4.6m x 3.0m	15'0" x 9'10"
TOTAL NSA	127.8 sqm	1,376 sqft
BALCONY 2	5.3m x 1.6m	17'4" x 5'1"

Position

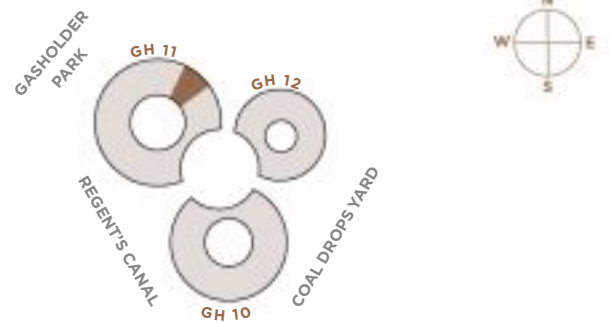




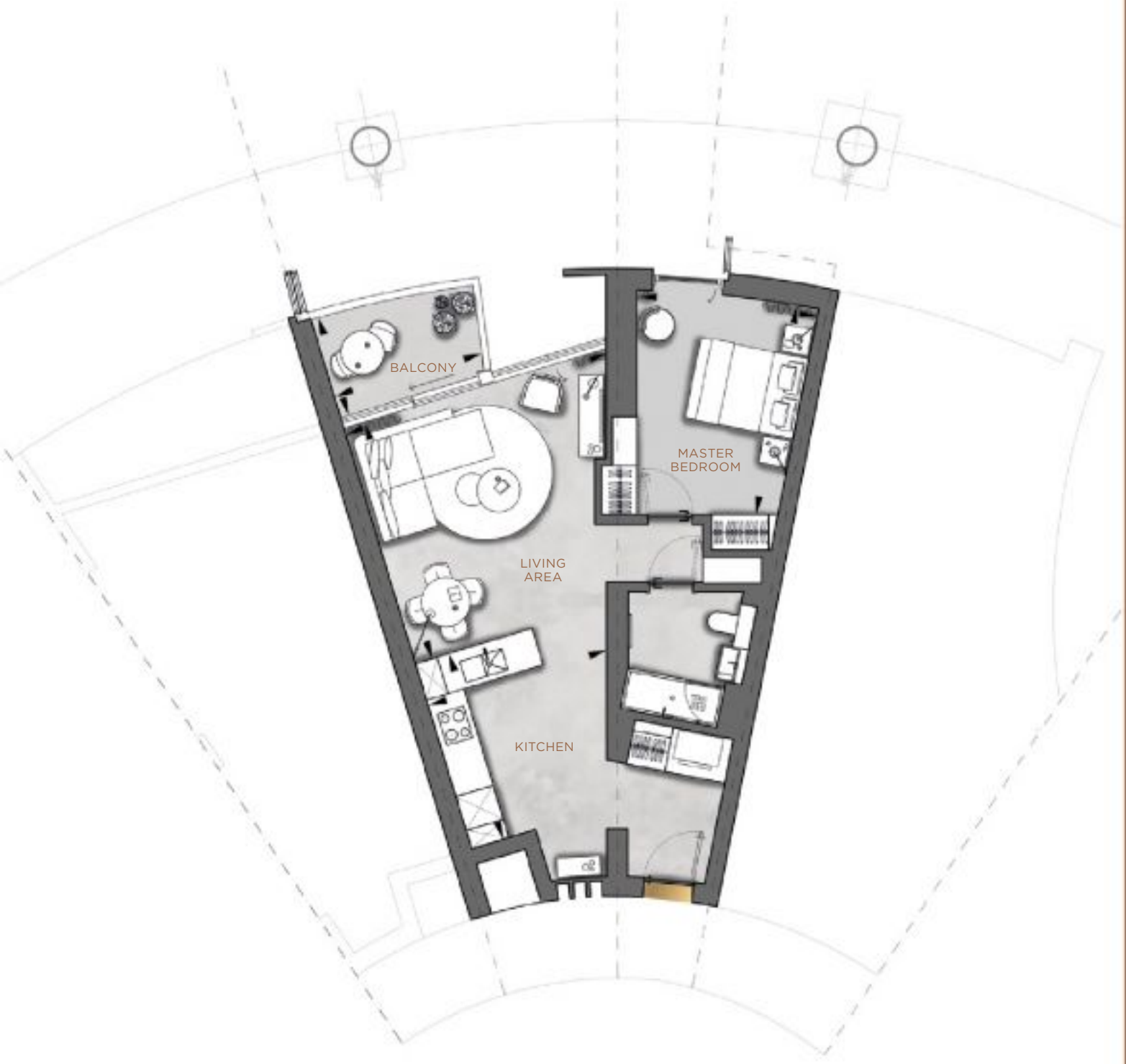
Schedule of Areas

LIVING AREA	4.9m x 4.5m	16'0" x 14'10"
KITCHEN	3.6m x 3.3m	11'8" x 10'9"
MASTER BEDROOM	3.9m x 3.3m	12'10" x 10'10"
TOTAL NSA	62.6 sqm	674 sqft
BALCONY	5.3m x 1.9m	17'6" x 6'2"

Position



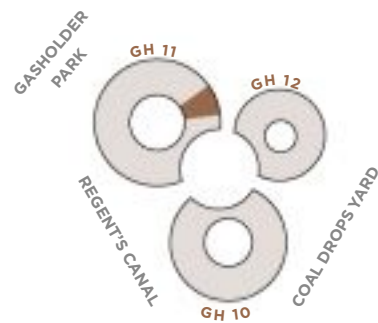
Plans are not to scale. All measurements are approximate room dimensions



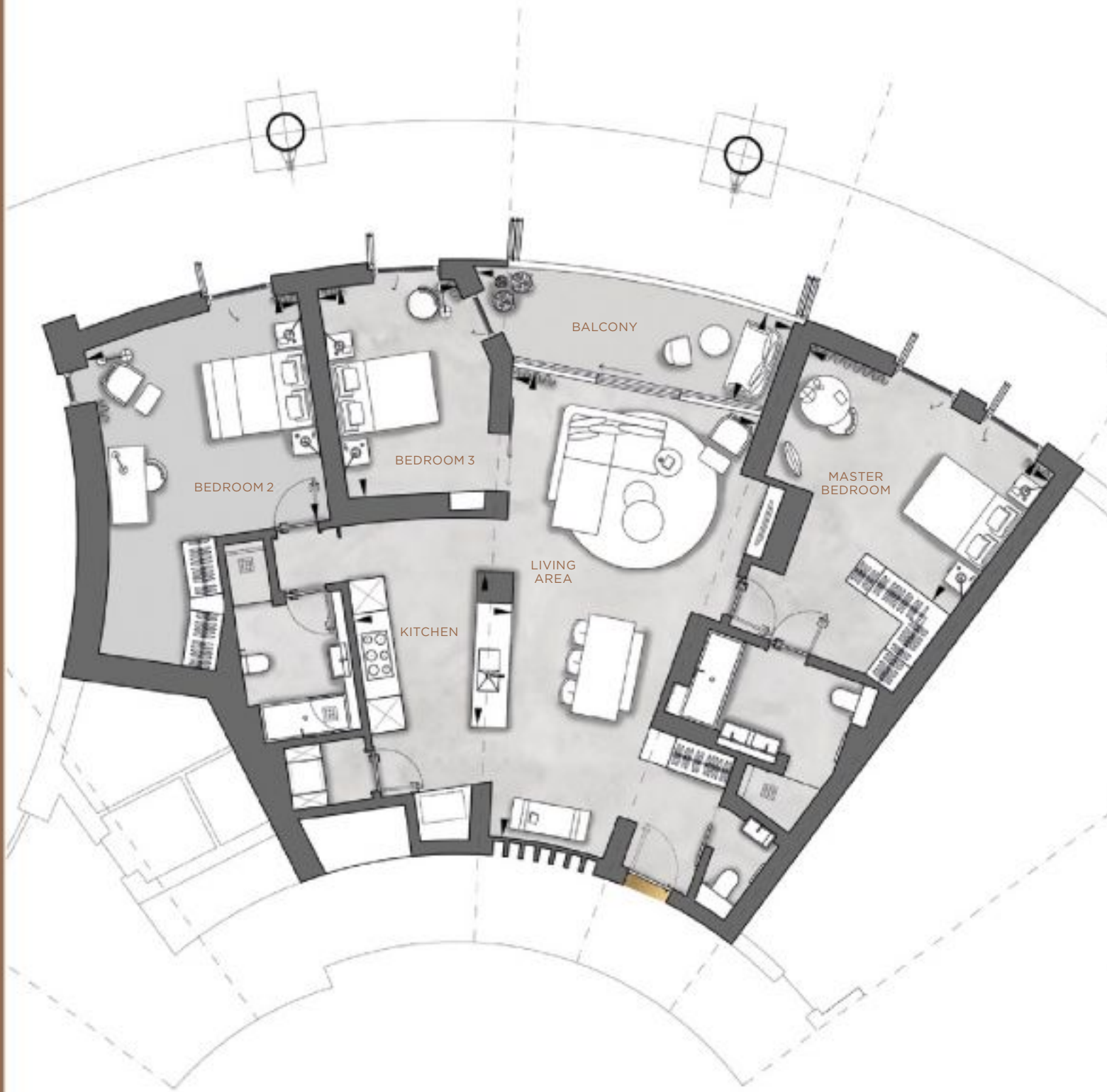
Schedule of Areas

LIVING AREA	4.9m x 4.5m	16'0" x 14'10"
KITCHEN	3.6m x 3.3m	11'8" x 10'9"
MASTER BEDROOM	3.9m x 3.4m	12'10" x 11'1"
TOTAL NSA	63.1 sqm	679 sqft
BALCONY	2.9m x 1.9m	9'6" x 6'1"

Position



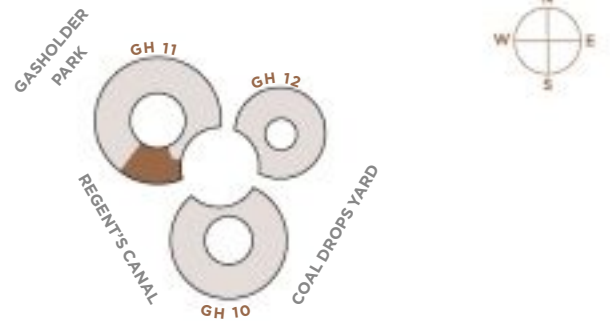
Plans are not to scale. All measurements are approximate room dimensions



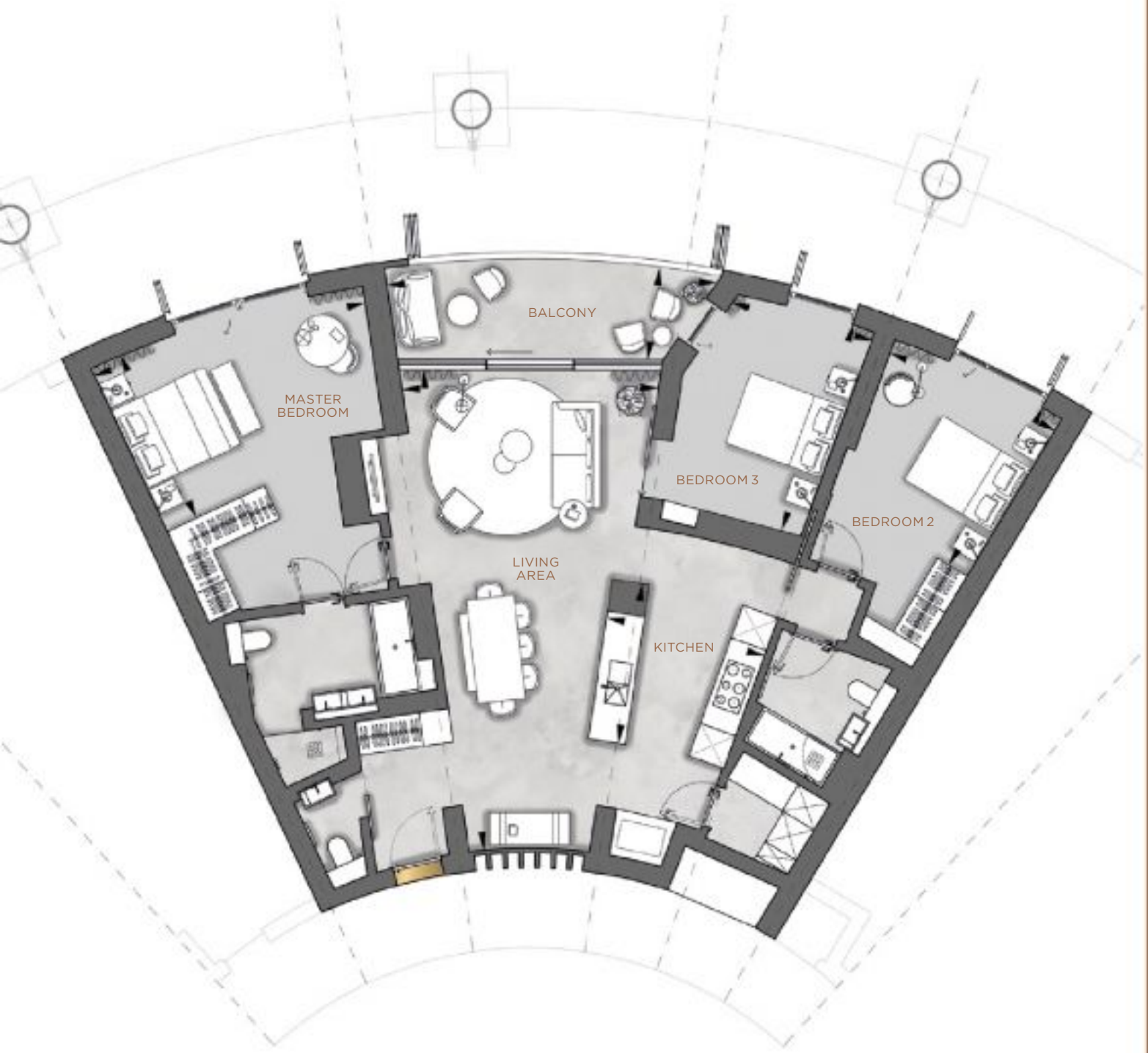
Schedule of Areas

LIVING AREA	9.0m x 4.8m	29'8" x 15'8"
KITCHEN	3.0m x 3.0m	9'11" x 9'10"
MASTER BEDROOM	5.3m x 3.4m	17'3" x 11'1"
BEDROOM 2	4.4m x 4.3m	14'7" x 14'0"
BEDROOM 3	4.1m x 2.8m	13'6" x 9'1"
TOTAL NSA	146.3 sqm	1,575 sqft
BALCONY	6.2m x 1.8m	20'5" x 5'11"

Position



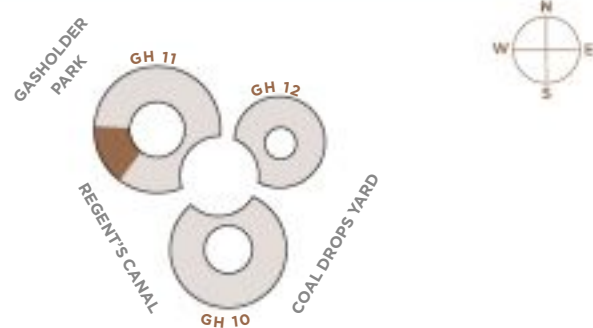
Plans are not to scale. All measurements are approximate room dimensions



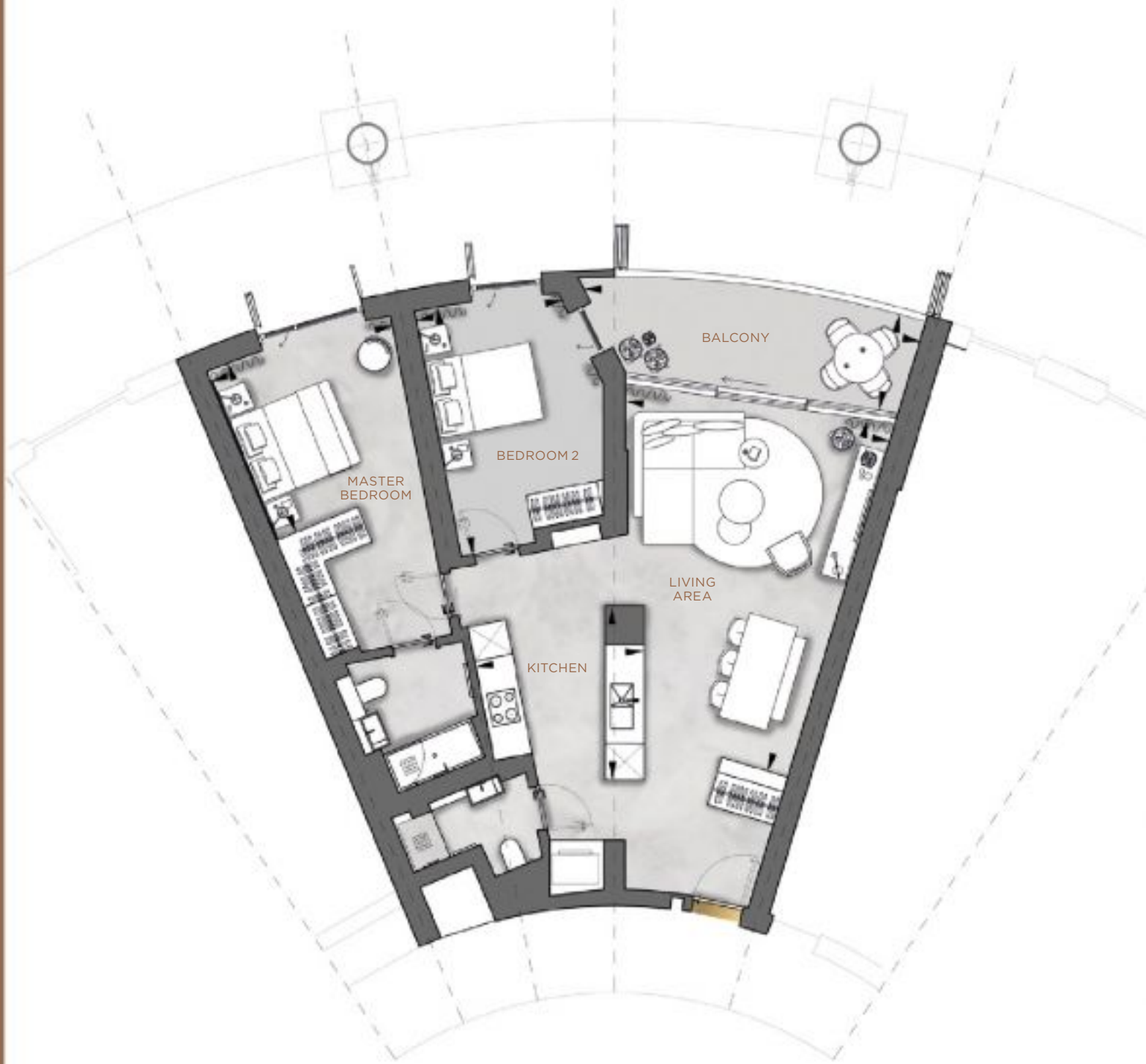
Schedule of Areas

LIVING AREA	9.1m x 4.7m	29'8" x 15'6"
KITCHEN	3.0m x 3.0m	9'11" x 9'9"
MASTER BEDROOM	5.2m x 3.4m	17'0" x 11'1"
BEDROOM 2	3.4m x 3.3m	11'3" x 10'11"
BEDROOM 3	4.1m x 2.8m	13'4" x 9'1"
TOTAL NSA	135.9 sqm	1,463 sqft
BALCONY	6.1m x 1.7m	20'1" x 5'9"

Position



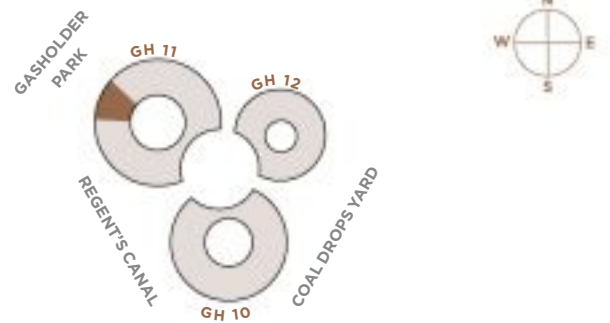
Plans are not to scale. All measurements are approximate room dimensions



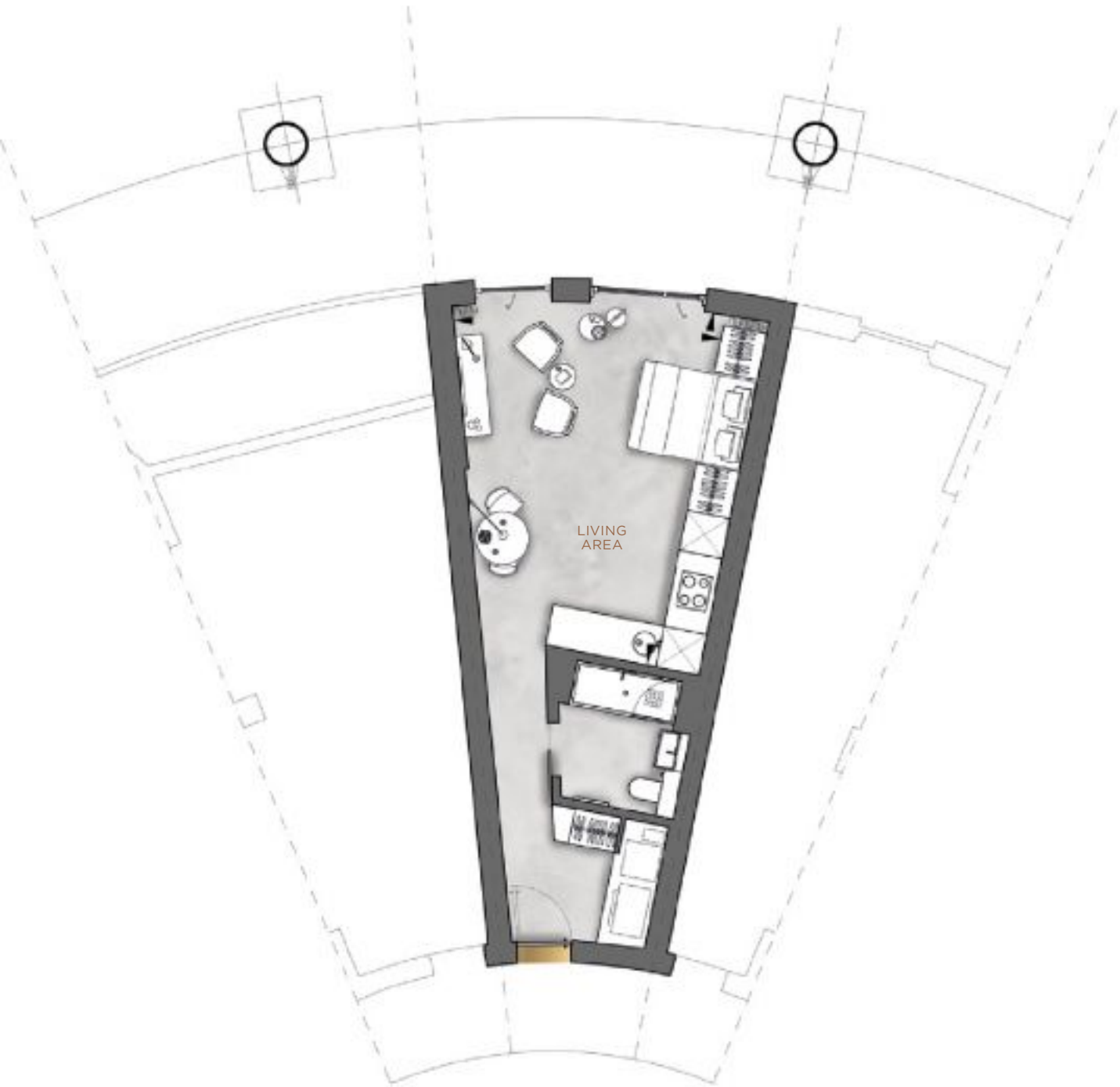
Schedule of Areas

LIVING AREA	6.7m x 4.7m	21'10" x 15'5"
KITCHEN	3.1m x 3.0m	10'4" x 9'10"
MASTER BEDROOM	3.3m x 3.3m	10'11" x 10'10"
BEDROOM 2	4.5m x 2.7m	14'10" x 8'9"
TOTAL NSA	91.1 sqm	981 sqft
BALCONY	6.1m x 1.8m	20'1" x 5'11"

Position



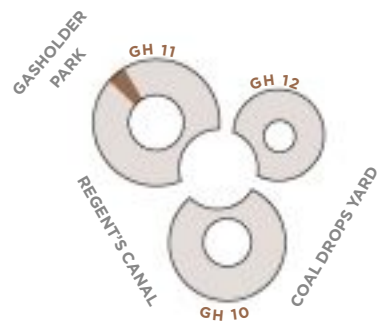
Plans are not to scale. All measurements are approximate room dimensions



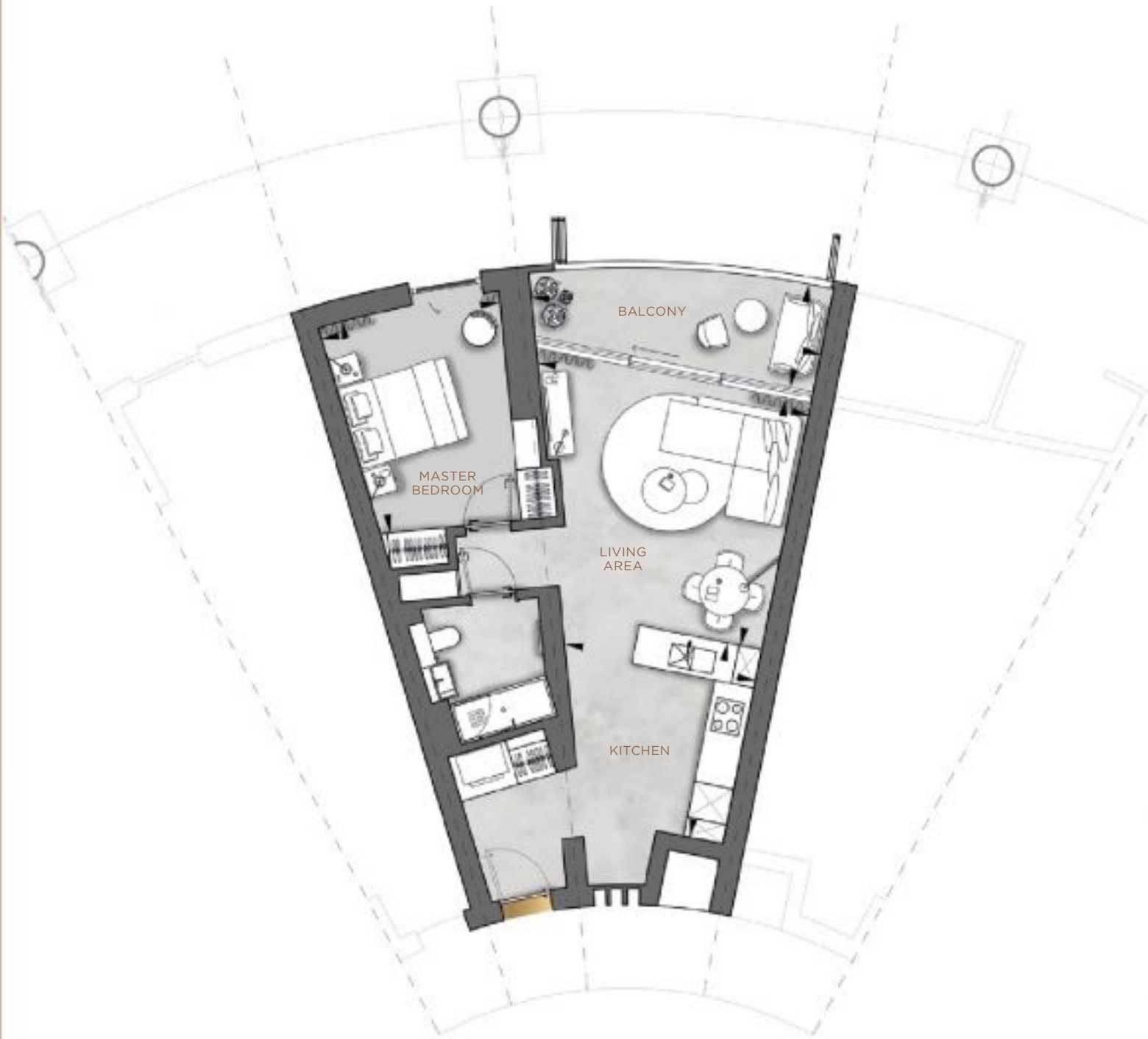
Schedule of Areas

LIVING AREA	6.0m x 4.3m	19'9" x 14'1"
TOTAL NSA	41.7 sqm	449 sqft

Position



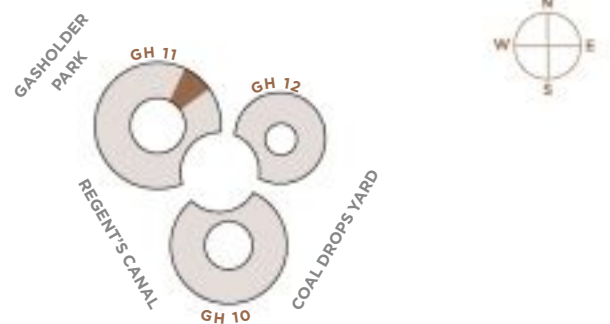
Plans are not to scale. All measurements are approximate room dimensions



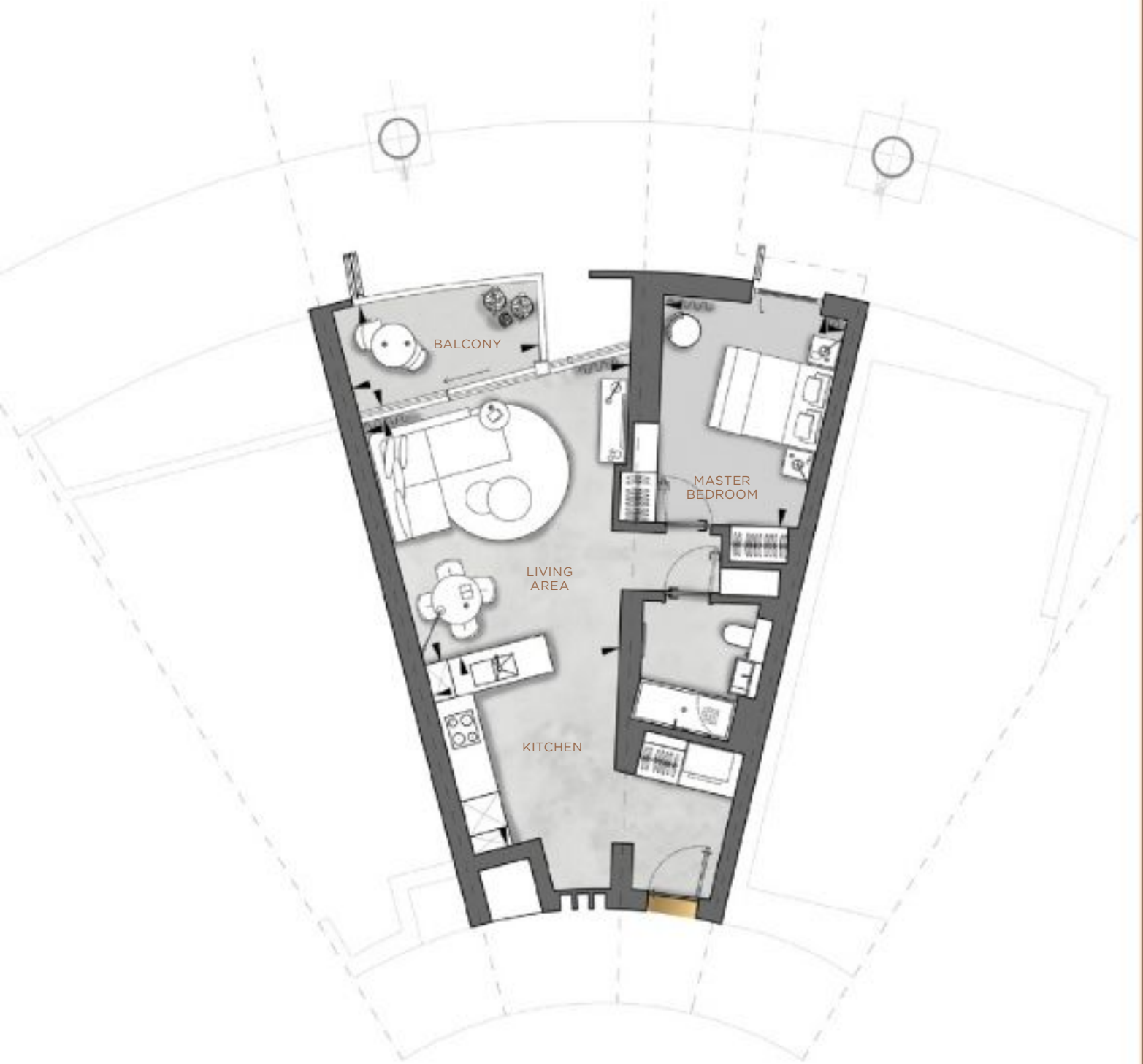
Schedule of Areas

LIVING AREA	4.9m x 4.5m	16'0" x 14'10"
KITCHEN	3.6m x 3.3m	11'8" x 10'9"
MASTER BEDROOM	3.9m x 3.3m	12'10" x 10'10"
TOTAL NSA	62.6 sqm	674 sqft
BALCONY	5.3m x 1.9m	17'6" x 6'1"

Position



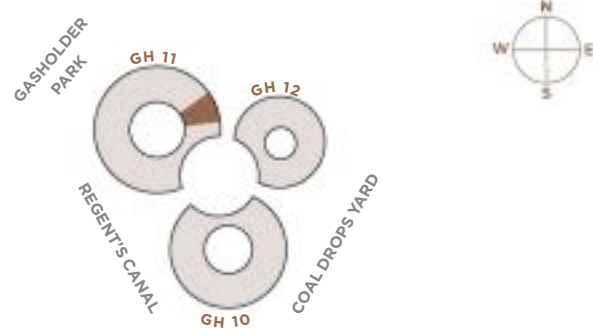
Plans are not to scale. All measurements are approximate room dimensions



Schedule of Areas

LIVING AREA	4.9m x 4.5m	16'0" x 14'10"
KITCHEN	3.6m x 3.3m	11'8" x 10'9"
MASTER BEDROOM	3.9m x 3.4m	12'10" x 11'1"
TOTAL NSA	63.1 sqm	679 sqft
BALCONY	3.6m x 1.9m	11'9" x 6'1"

Position



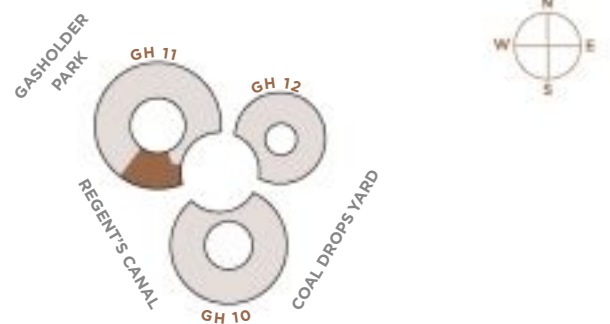
Plans are not to scale. All measurements are approximate room dimensions



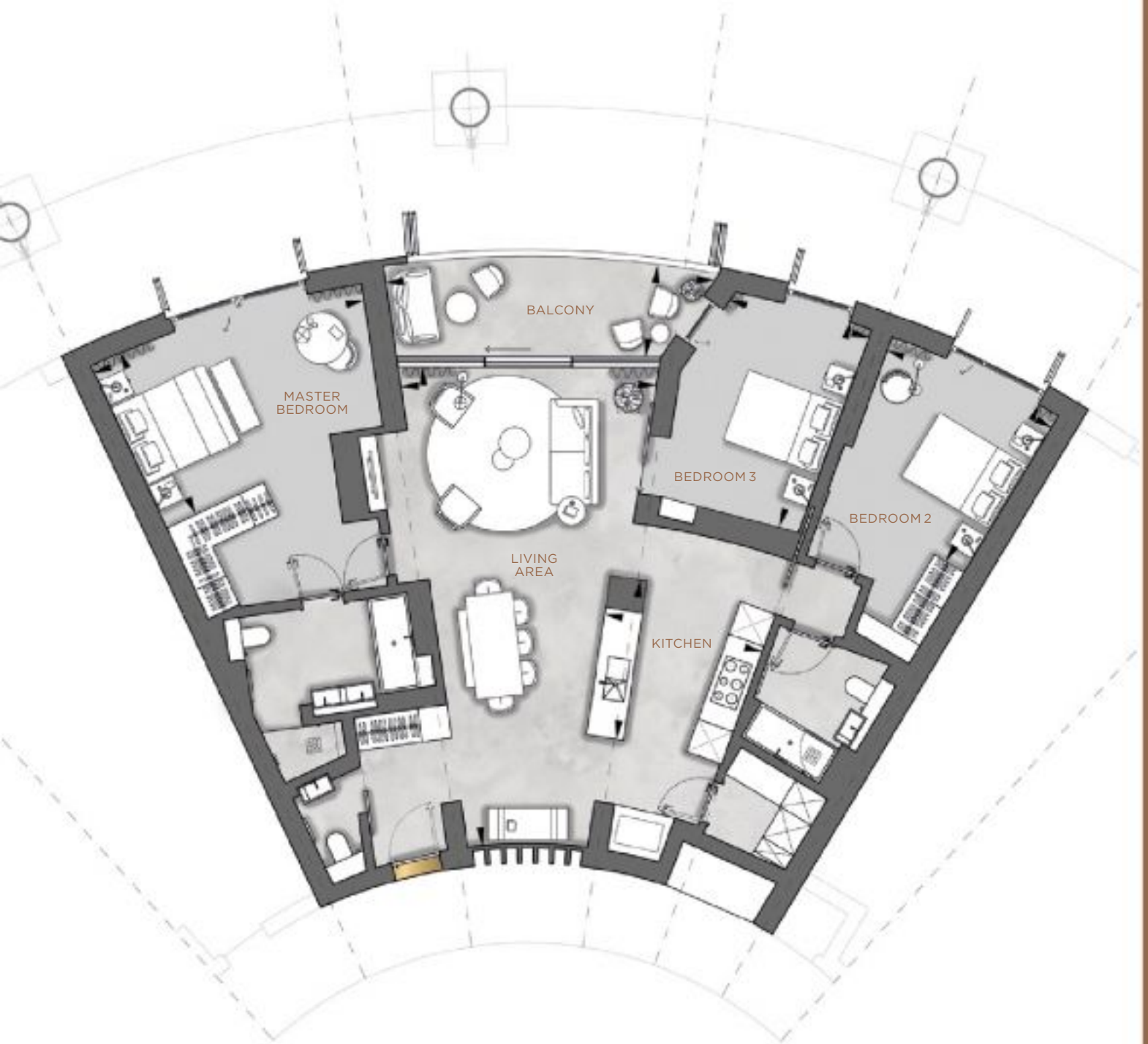
Schedule of Areas

LIVING AREA	9.0m x 4.8m	29'8" x 15'8"
KITCHEN	3.0m x 3.0m	9'11" x 9'10"
MASTER BEDROOM	5.3m x 3.5m	17'3" x 11'5"
BEDROOM 2	4.4m x 4.3m	14'7" x 14'0"
BEDROOM 3	4.1m x 2.8m	13'6" x 9'1"
TOTAL NSA	146.7 sqm	1,579 sqft
BALCONY	6.2m x 1.8m	20'5" x 5'11"

Position



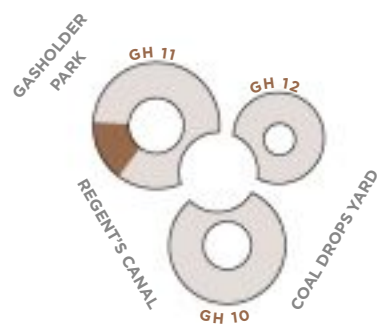
Plans are not to scale. All measurements are approximate room dimensions



Schedule of Areas

LIVING AREA	9.1m x 4.7m	29'8" x 15'6"
KITCHEN	3.0m x 3.0m	9'11" x 9'9"
MASTER BEDROOM	5.2m x 3.4m	17'0" x 11'1"
BEDROOM 2	3.4m x 3.3m	11'3" x 10'11"
BEDROOM 3	4.1m x 2.8m	13'5" x 9'1"
TOTAL NSA	136 sqm	1,464 sqft
BALCONY	6.1m x 1.7m	20'1" x 5'9"

Position



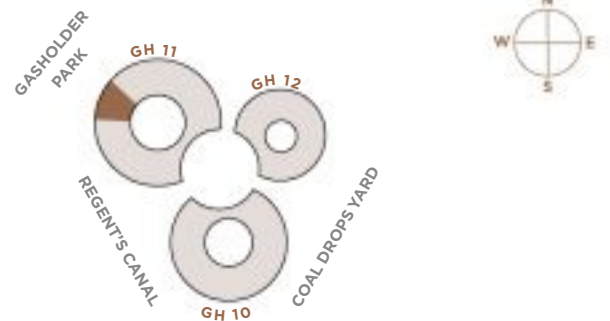
Plans are not to scale. All measurements are approximate room dimensions



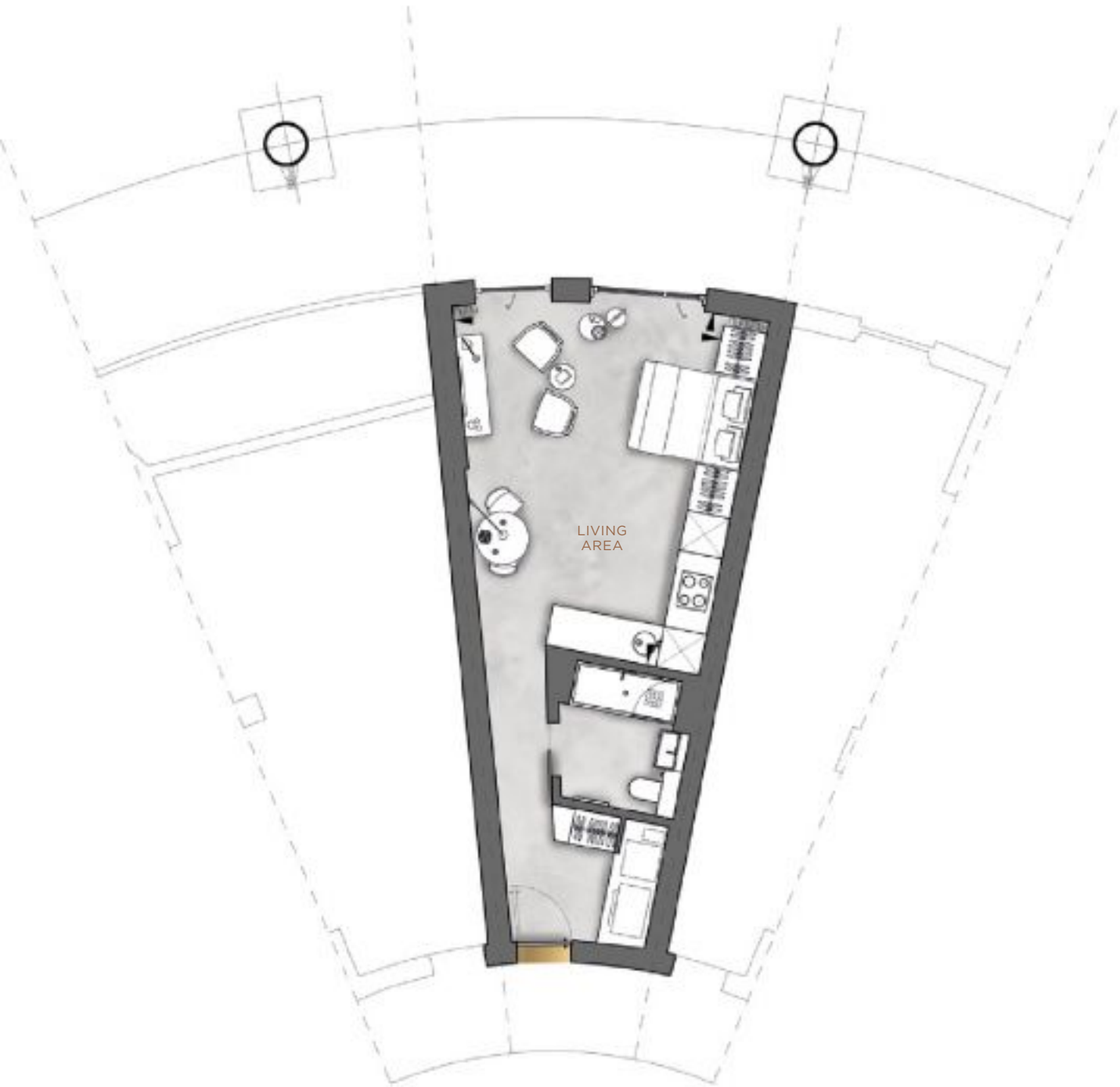
Schedule of Areas

LIVING AREA	6.7m x 4.7m	21'11" x 15'5"
KITCHEN	3.1m x 3.0m	10'4" x 9'10"
MASTER BEDROOM	3.3m x 3.3m	10'11" x 10'10"
BEDROOM 2	4.5m x 2.7m	14'10" x 8'9"
TOTAL NSA	91.2 sqm	982 sqft
BALCONY	6.1m x 1.8m	20'1" x 5'11"

Position



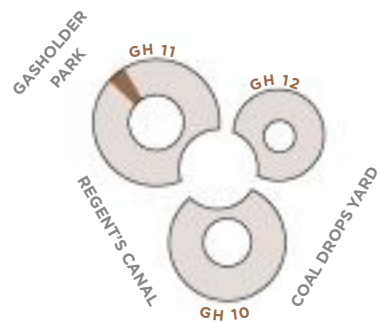
Plans are not to scale. All measurements are approximate room dimensions



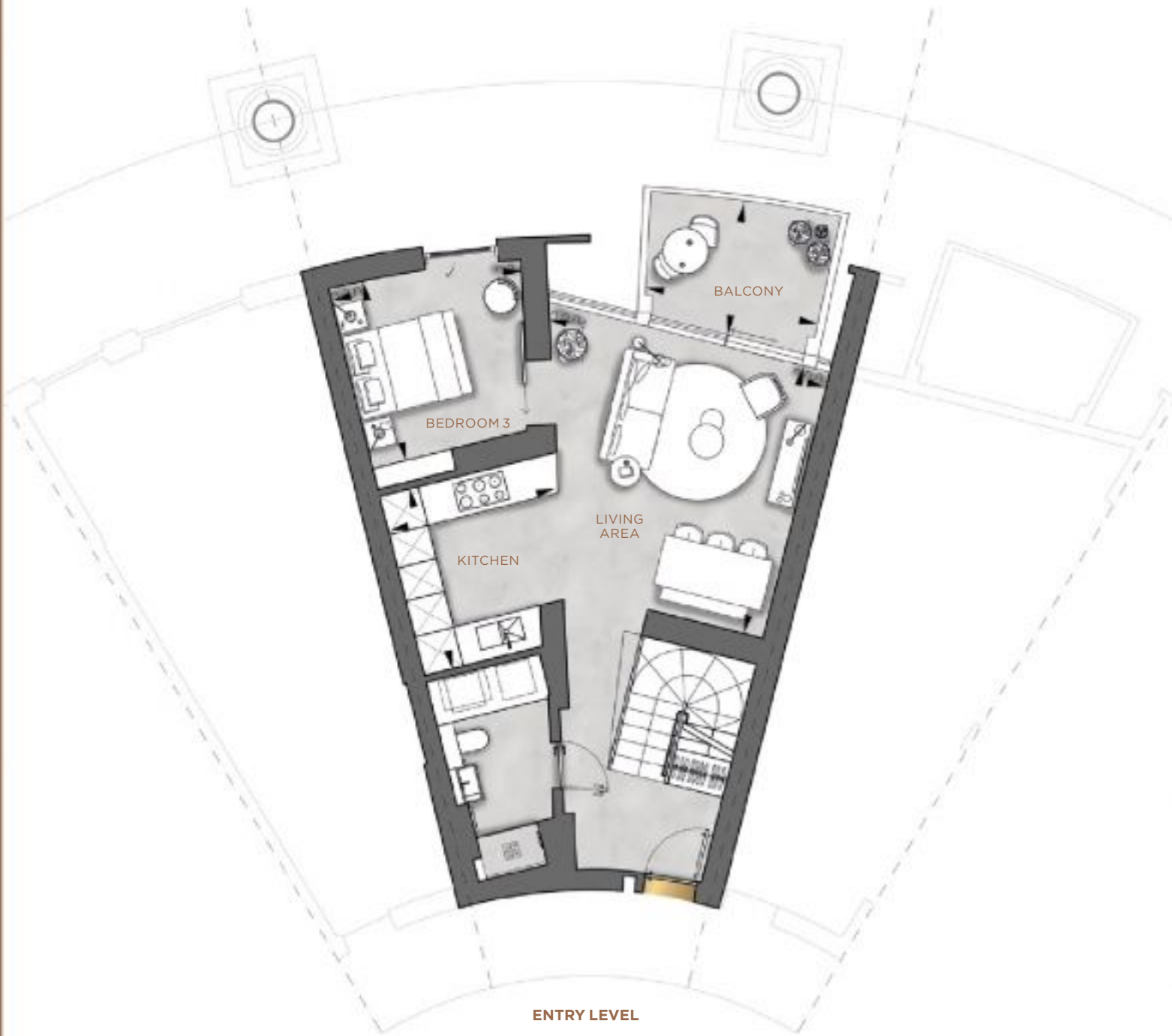
Schedule of Areas

LIVING AREA	6.0m x 4.3m	19'9" x 14'1"
TOTAL NSA	41.7 sqm	449 sqft

Position



Plans are not to scale. All measurements are approximate room dimensions



Schedule of Areas

LIVING AREA	5.0m x 4.8m	16'4" x 15'10"
KITCHEN	3.2m x 3.1m	10'5" x 10'0"
BEDROOM 3	3.4m x 3.2m	11'0" x 10'8"
BALCONY	3.1m x 2.4m	10'4" x 7'10"

Plans are not to scale. All measurements are approximate room dimensions

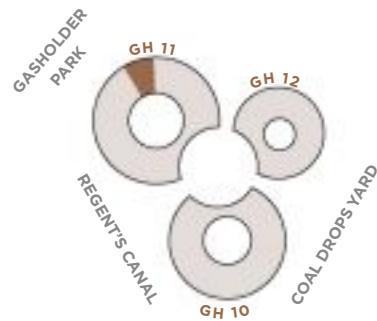


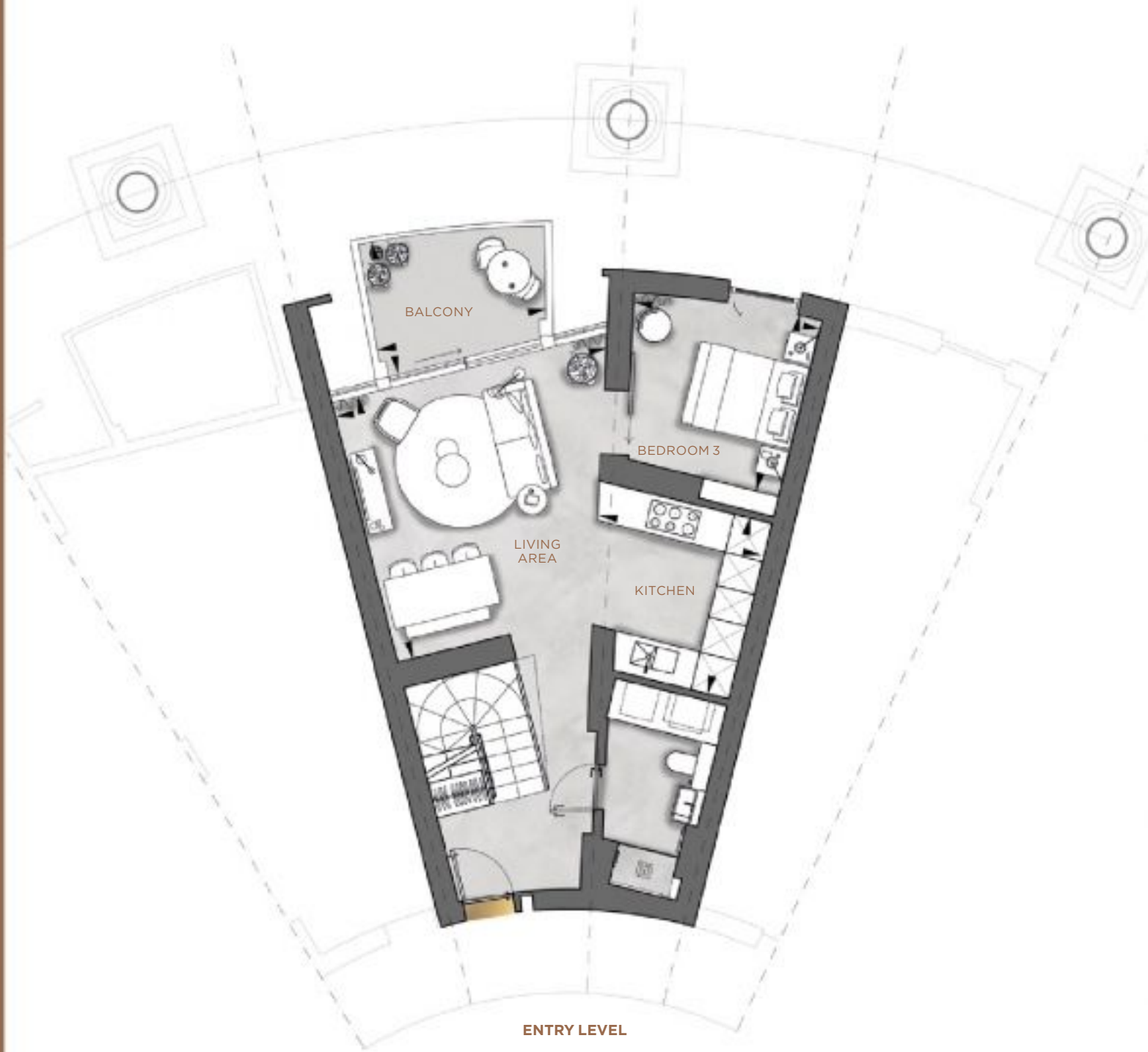
UPPER LEVEL

Schedule of Areas

MASTER BEDROOM	3.5m x 3.4m	11'6" x 11'0"
BEDROOM 2	4.6m x 3.0m	15'0" x 9'10"
TOTAL NSA	127.9 sqm	1,377 sqft
BALCONY 2	5.3m x 1.5m	17'4" x 5'0"

Position

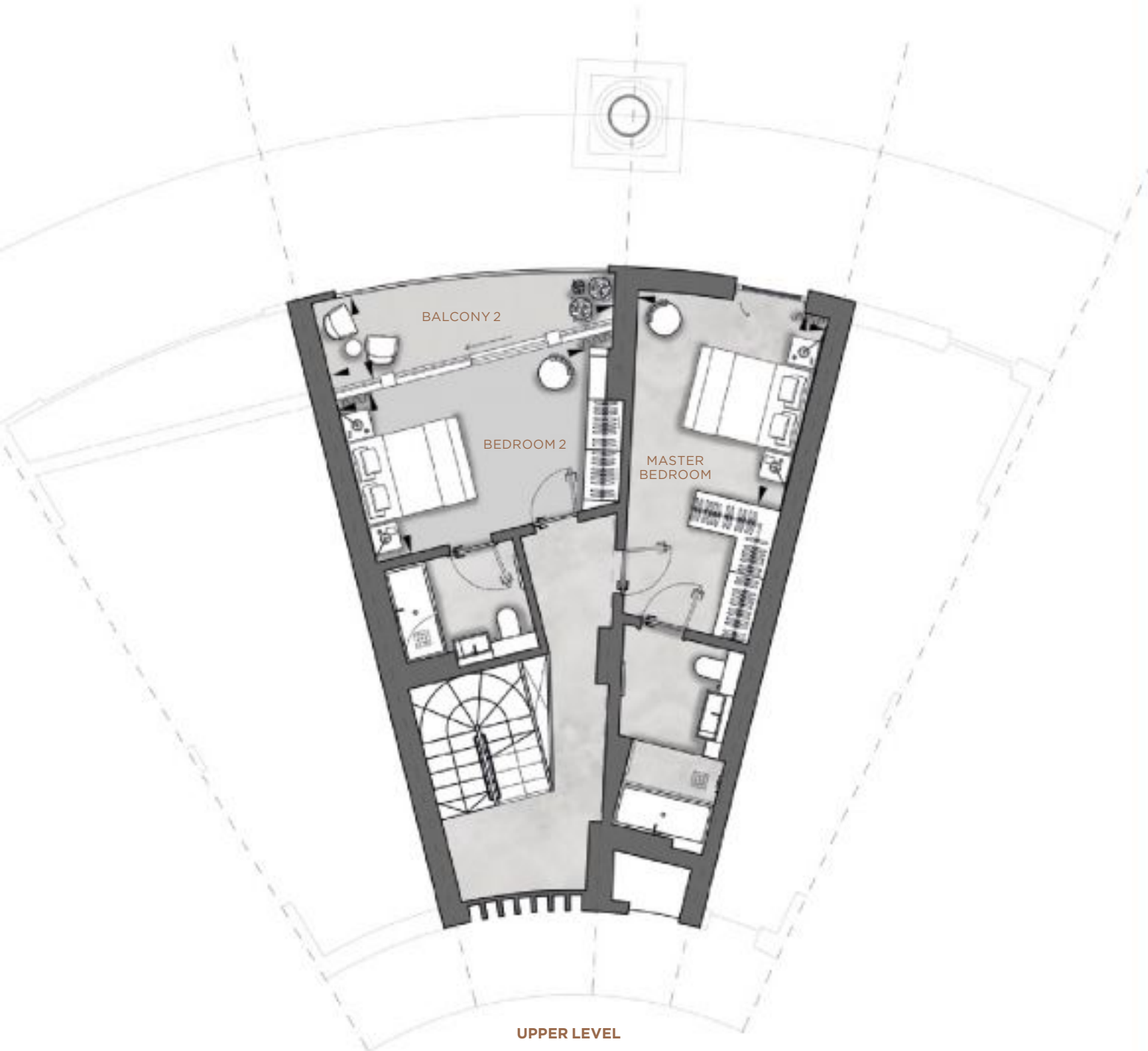




Schedule of Areas

LIVING AREA	5.0m x 4.8m	16'4" x 15'10"
KITCHEN	3.3m x 3.0m	10'8" x 9'11"
BEDROOM 3	3.3m x 3.3m	10'10" x 10'8"
BALCONY	3.2m x 2.4m	10'5" x 8'0"

Plans are not to scale. All measurements are approximate room dimensions

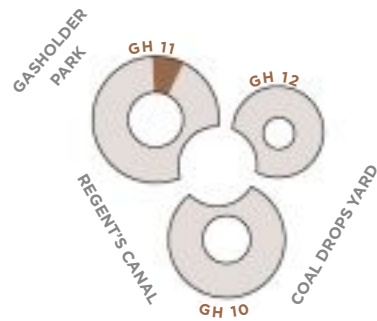


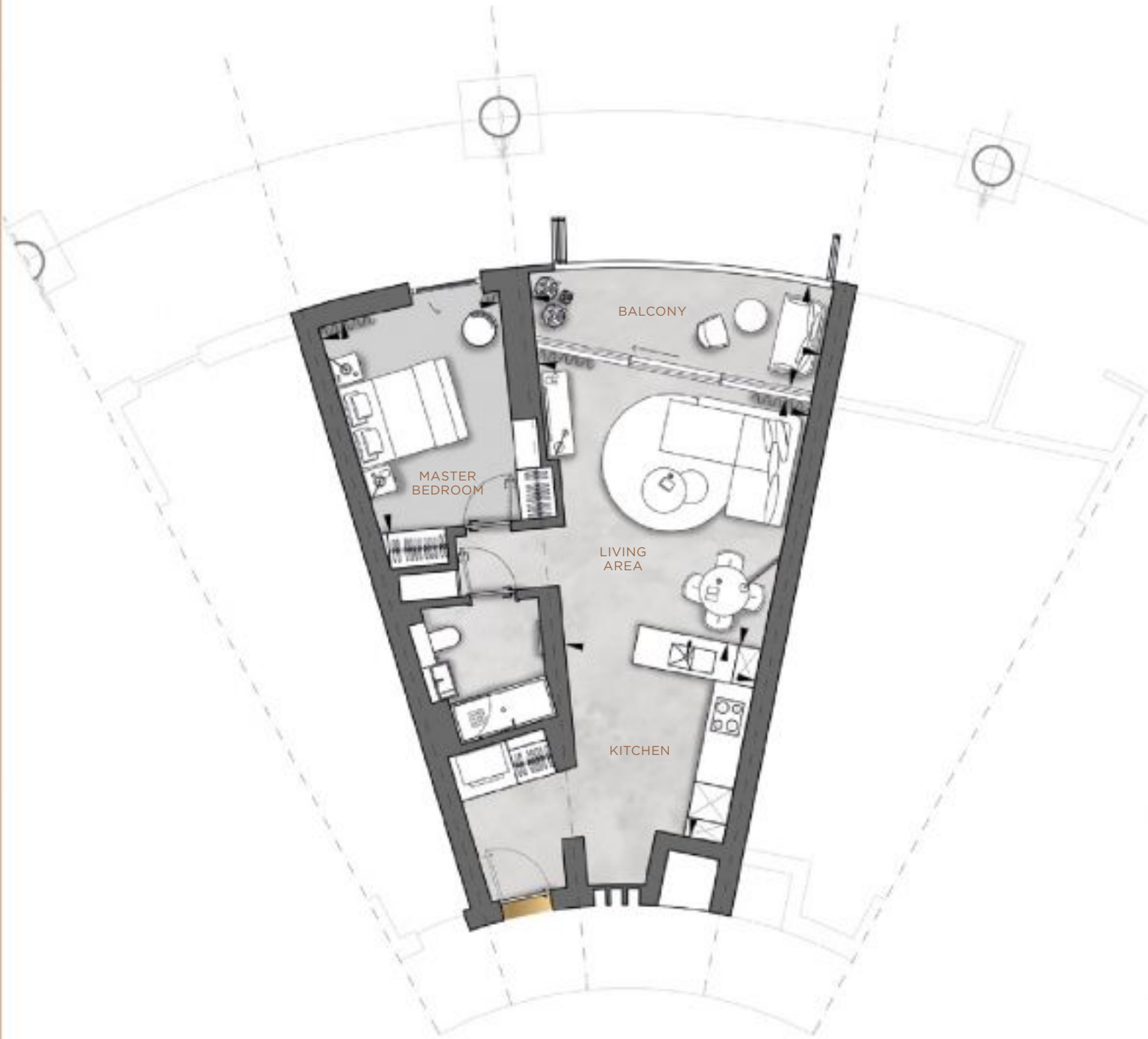
UPPER LEVEL

Schedule of Areas

MASTER BEDROOM	3.5m x 3.3m	11'7" x 10'10"
BEDROOM 2	4.6m x 3.0m	15'0" x 9'10"
TOTAL NSA	128 sqm	1,378 sqft
BALCONY 2	5.3m x 1.6m	17'4" x 5'1"

Position

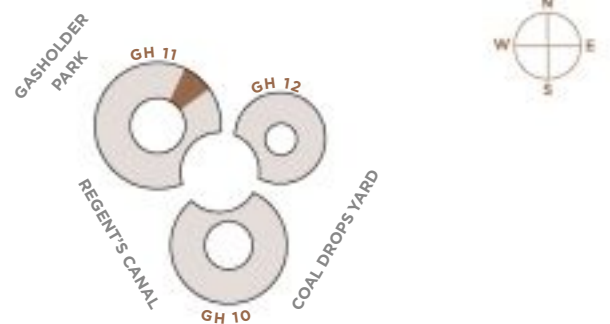




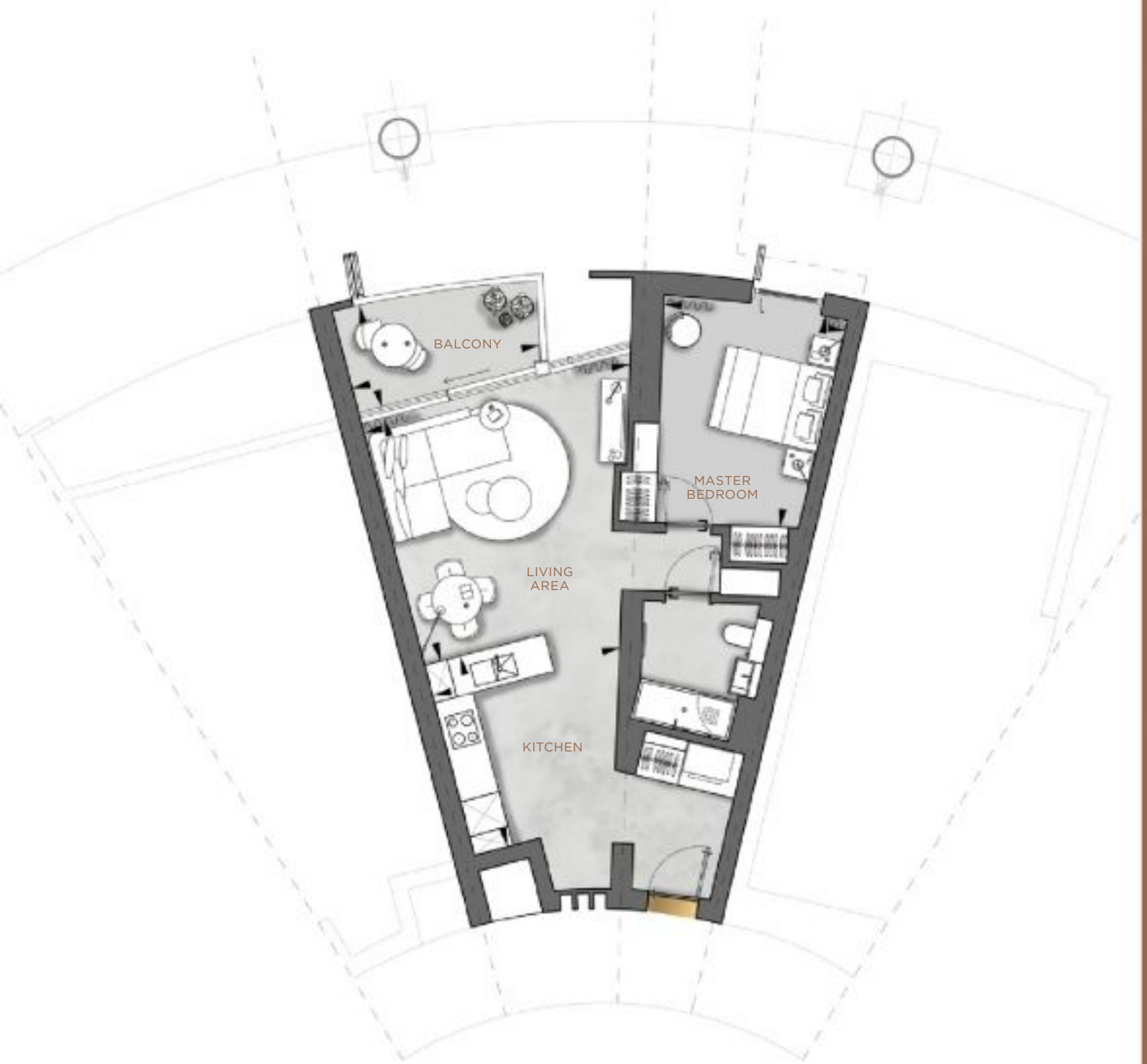
Schedule of Areas

LIVING AREA	4.9m x 4.5m	16'0" x 14'10"
KITCHEN	3.6m x 3.3m	11'8" x 10'9"
MASTER BEDROOM	3.9m x 3.3m	12'10" x 10'10"
TOTAL NSA	62.6 sqm	674 sqft
BALCONY	5.3m x 1.9m	17'6" x 6'1"

Position



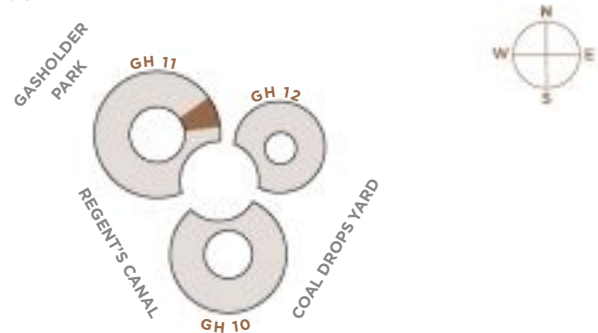
Plans are not to scale. All measurements are approximate room dimensions



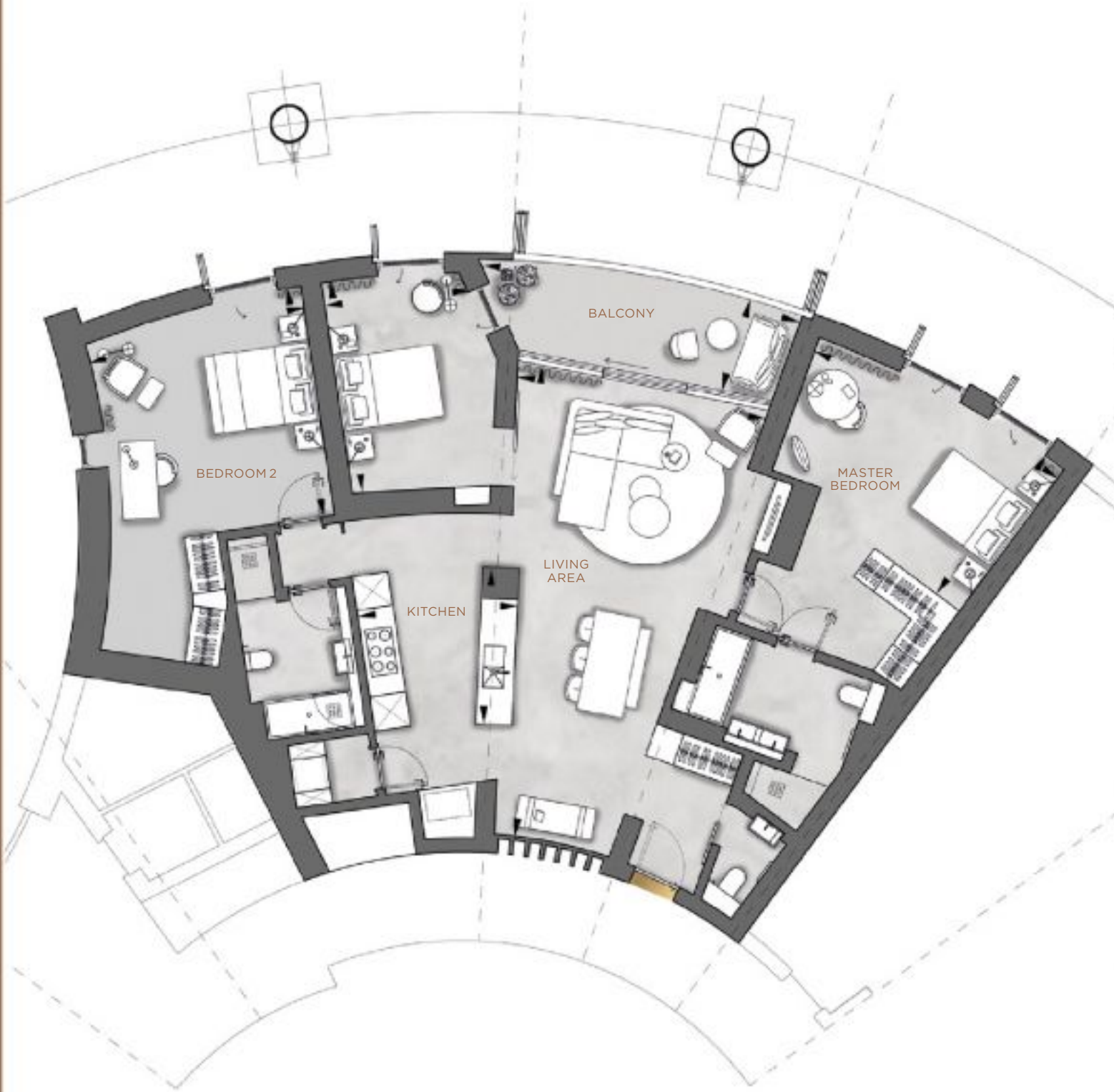
Schedule of Areas

LIVING AREA	4.9m x 4.5m	16'0" x 14'10"
KITCHEN	3.6m x 3.3m	11'8" x 10'9"
MASTER BEDROOM	3.9m x 3.4m	12'10" x 11'1"
TOTAL NSA	63.1 sqm	679 sqft
BALCONY	3.6m x 1.9m	11'9" x 6'1"

Position



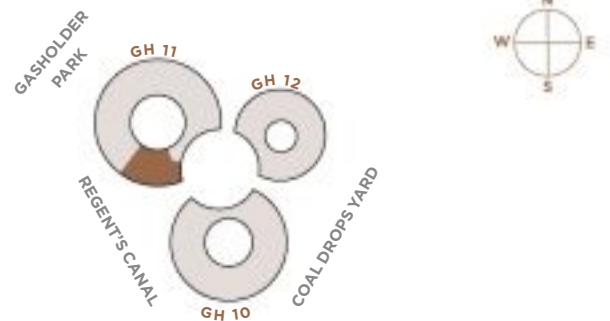
Plans are not to scale. All measurements are approximate room dimensions



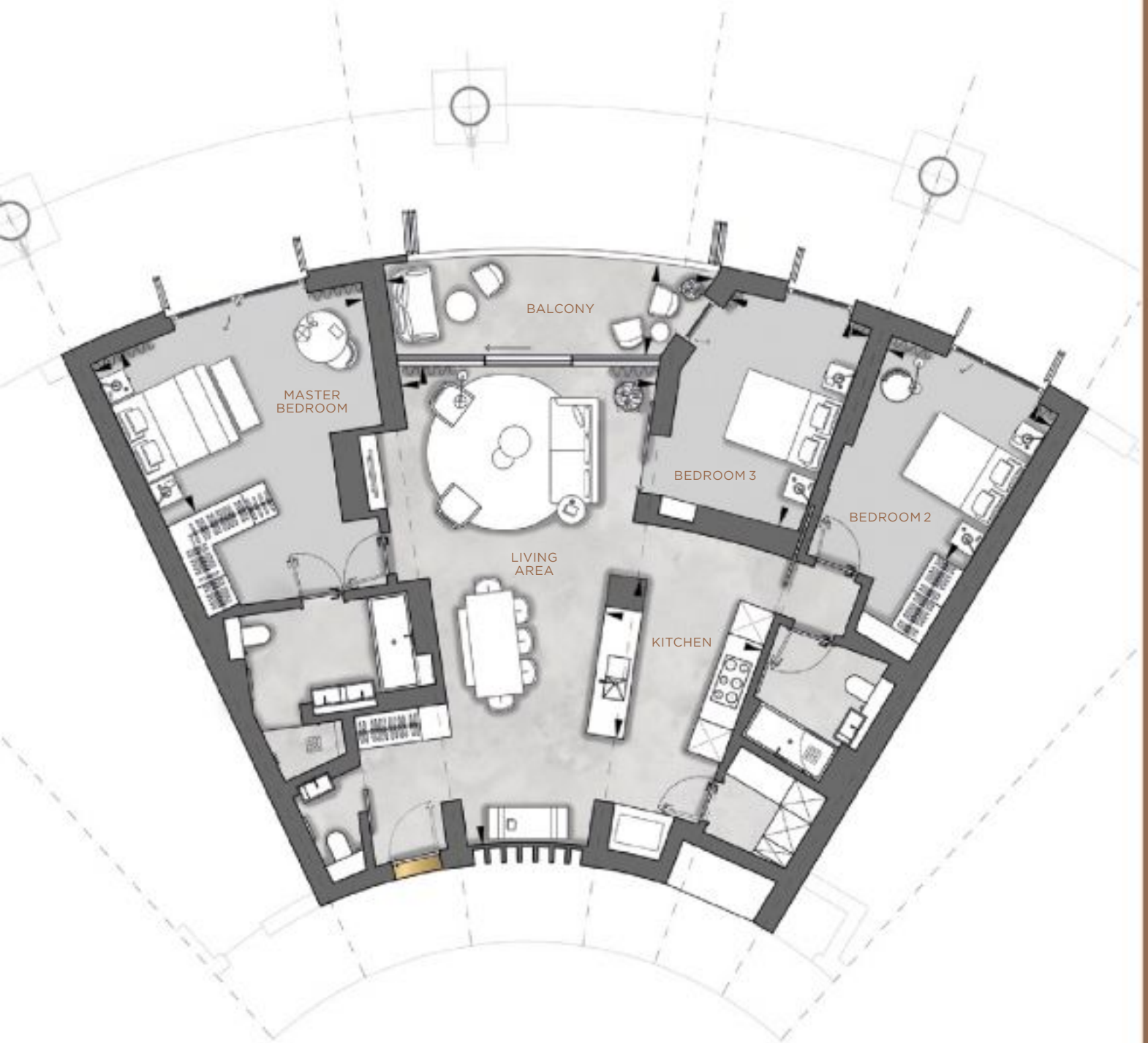
Schedule of Areas

LIVING AREA	9.0m x 4.8m	29'8" x 15'8"
KITCHEN	3.0m x 3.0m	9'11" x 9'10"
MASTER BEDROOM	5.3m x 3.4m	17'3" x 11'1"
BEDROOM 2	4.4m x 4.3m	14'7" x 14'0"
BEDROOM 3	4.1m x 2.8m	13'6" x 9'1"
TOTAL NSA	146.4 sqm	1,576 sqft
BALCONY	6.2m x 1.8m	20'5" x 5'11"

Position



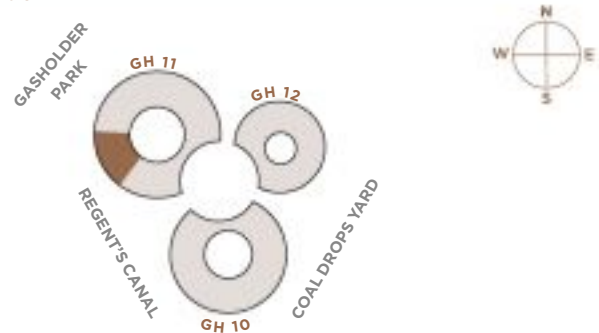
Plans are not to scale. All measurements are approximate room dimensions



Schedule of Areas

LIVING AREA	9.1m x 4.7m	29'8" x 15'6"
KITCHEN	3.0m x 3.0m	9'11" x 9'9"
MASTER BEDROOM	5.2m x 3.4m	17'0" x 11'1"
BEDROOM 2	3.4m x 3.3m	11'3" x 10'11"
BEDROOM 3	4.1m x 2.8m	13'5" x 9'1"
TOTAL NSA	136.2 sqm	1,466 sqft
BALCONY	6.1m x 1.7m	20'1" x 5'9"

Position



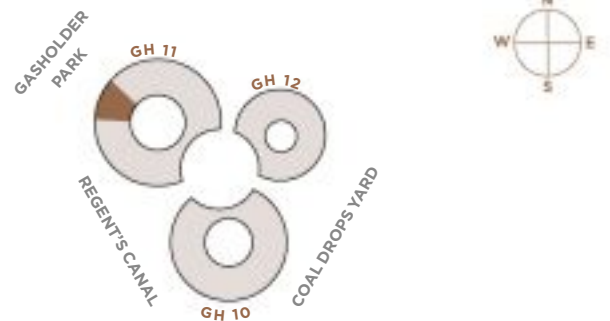
Plans are not to scale. All measurements are approximate room dimensions



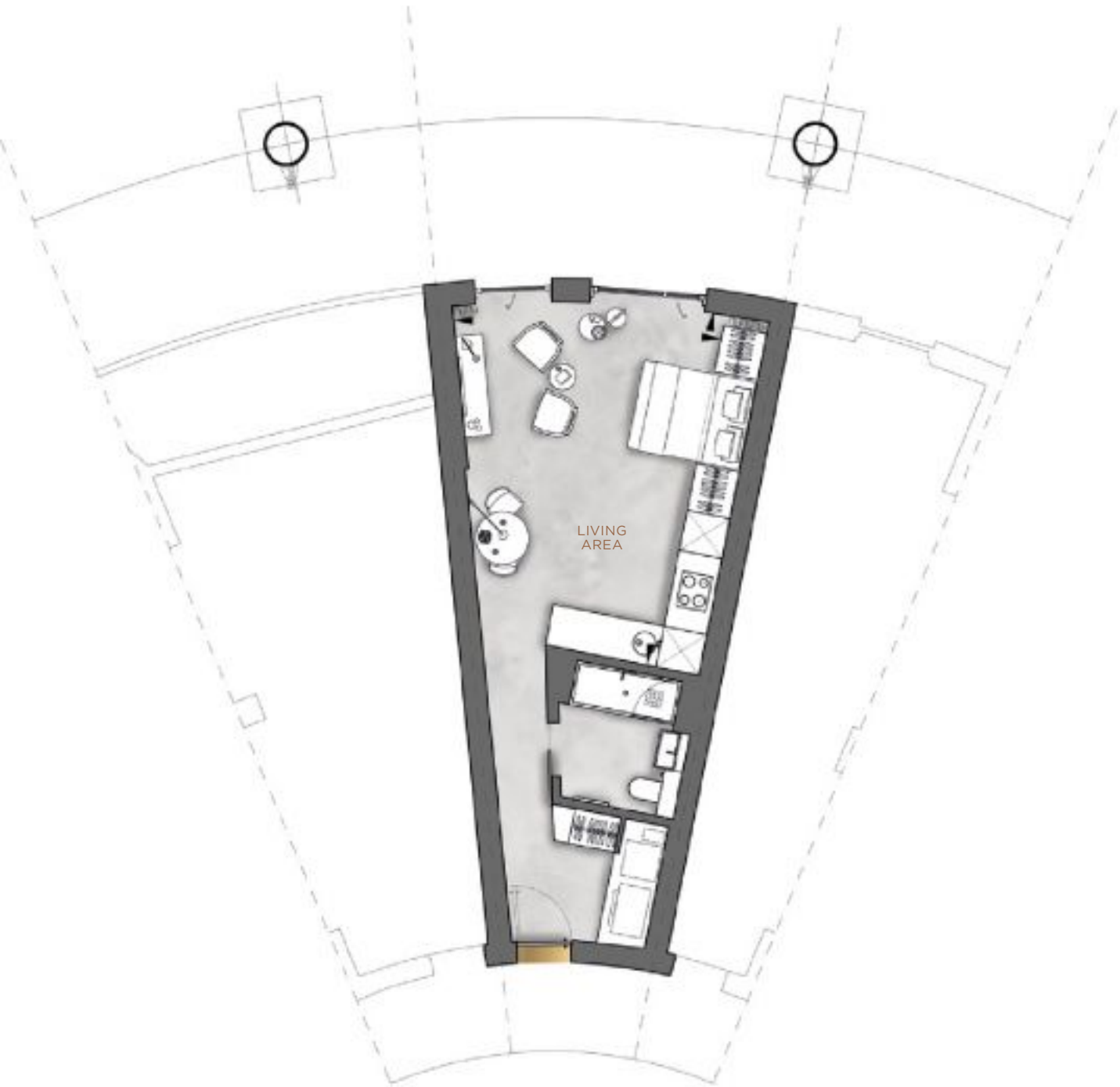
Schedule of Areas

LIVING AREA	6.7m x 4.7m	21'11" x 15'5"
KITCHEN	3.1m x 3.0m	10'4" x 9'10"
MASTER BEDROOM	3.3m x 3.3m	10'11" x 10'10"
BEDROOM 2	4.5m x 2.7m	14'10" x 8'9"
TOTAL NSA	91.2 sqm	982 sqft
BALCONY	6.1m x 1.8m	20'1" x 5'11"

Position



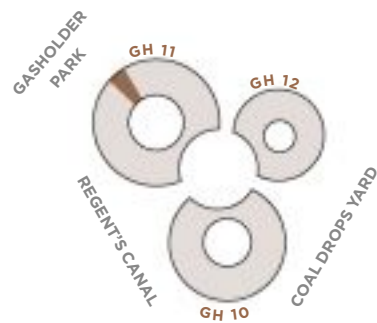
Plans are not to scale. All measurements are approximate room dimensions



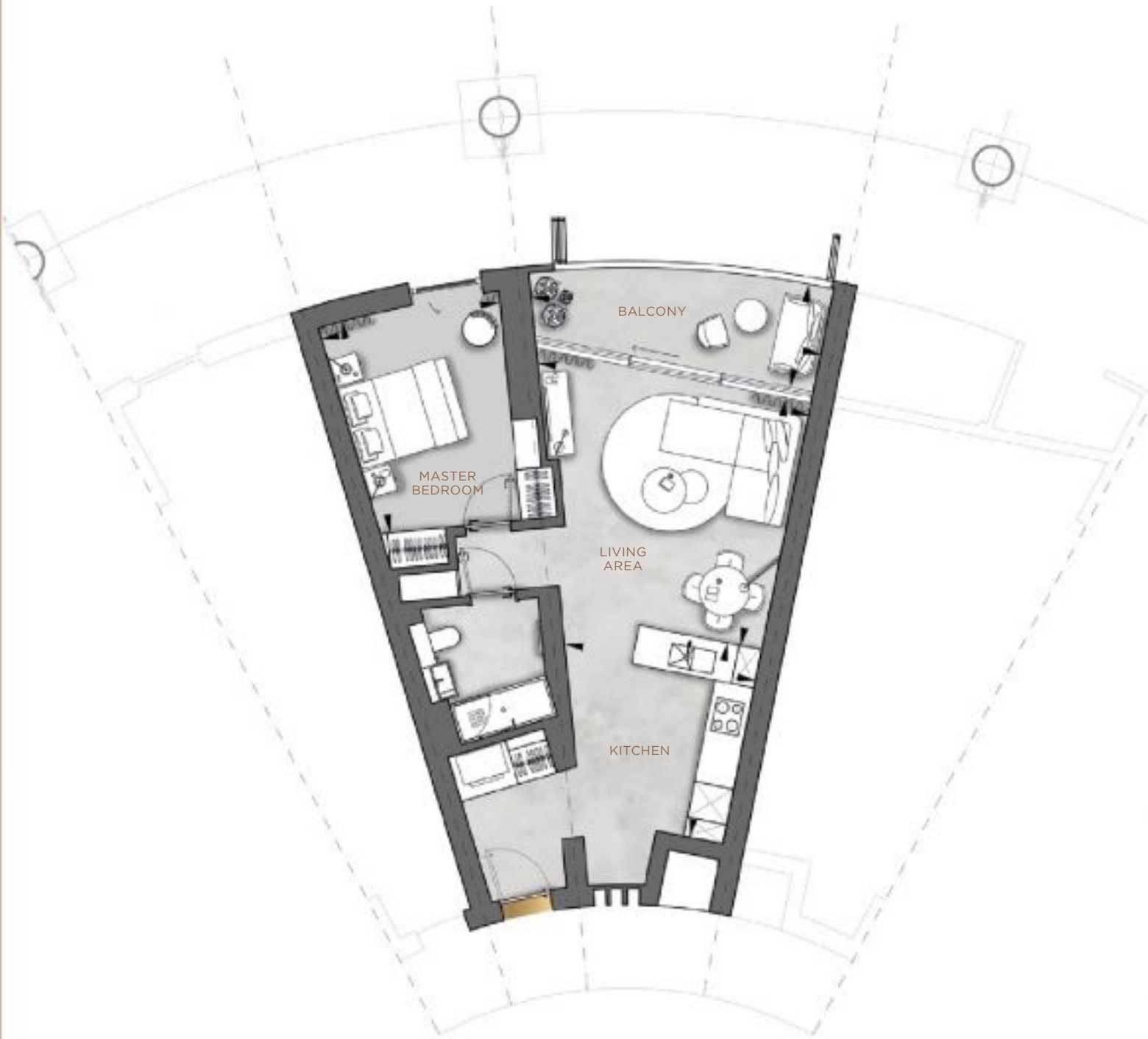
Schedule of Areas

LIVING AREA	6.0m x 4.3m	19'9" x 14'1"
TOTAL NSA	41.7 sqm	449 sqft

Position



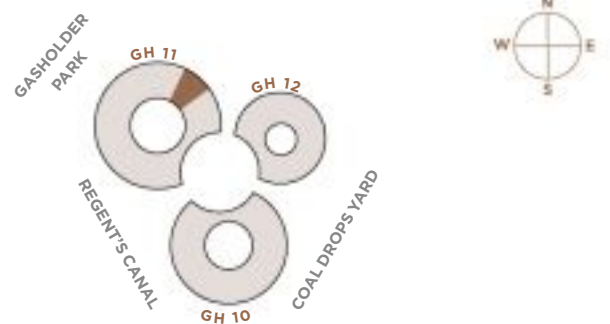
Plans are not to scale. All measurements are approximate room dimensions



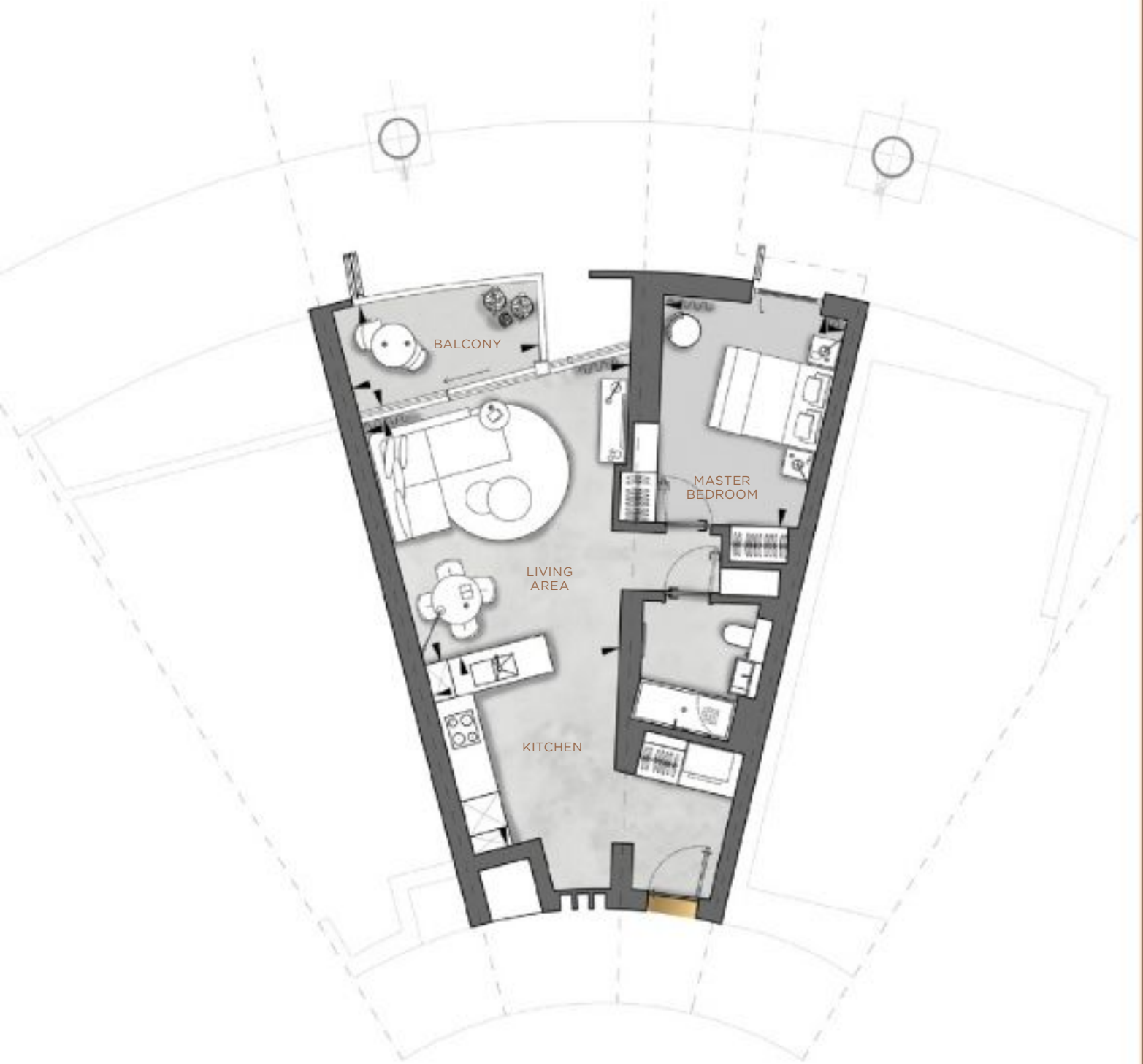
Schedule of Areas

LIVING AREA	4.9m x 4.5m	16'0" x 14'10"
KITCHEN	3.6m x 3.4m	11'8" x 11'0"
MASTER BEDROOM	3.9m x 3.3m	12'10" x 10'10"
TOTAL NSA	62.6 sqm	674 sqft
BALCONY	5.3m x 1.9m	17'6" x 6'1"

Position



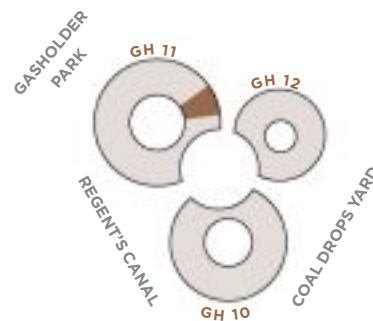
Plans are not to scale. All measurements are approximate room dimensions



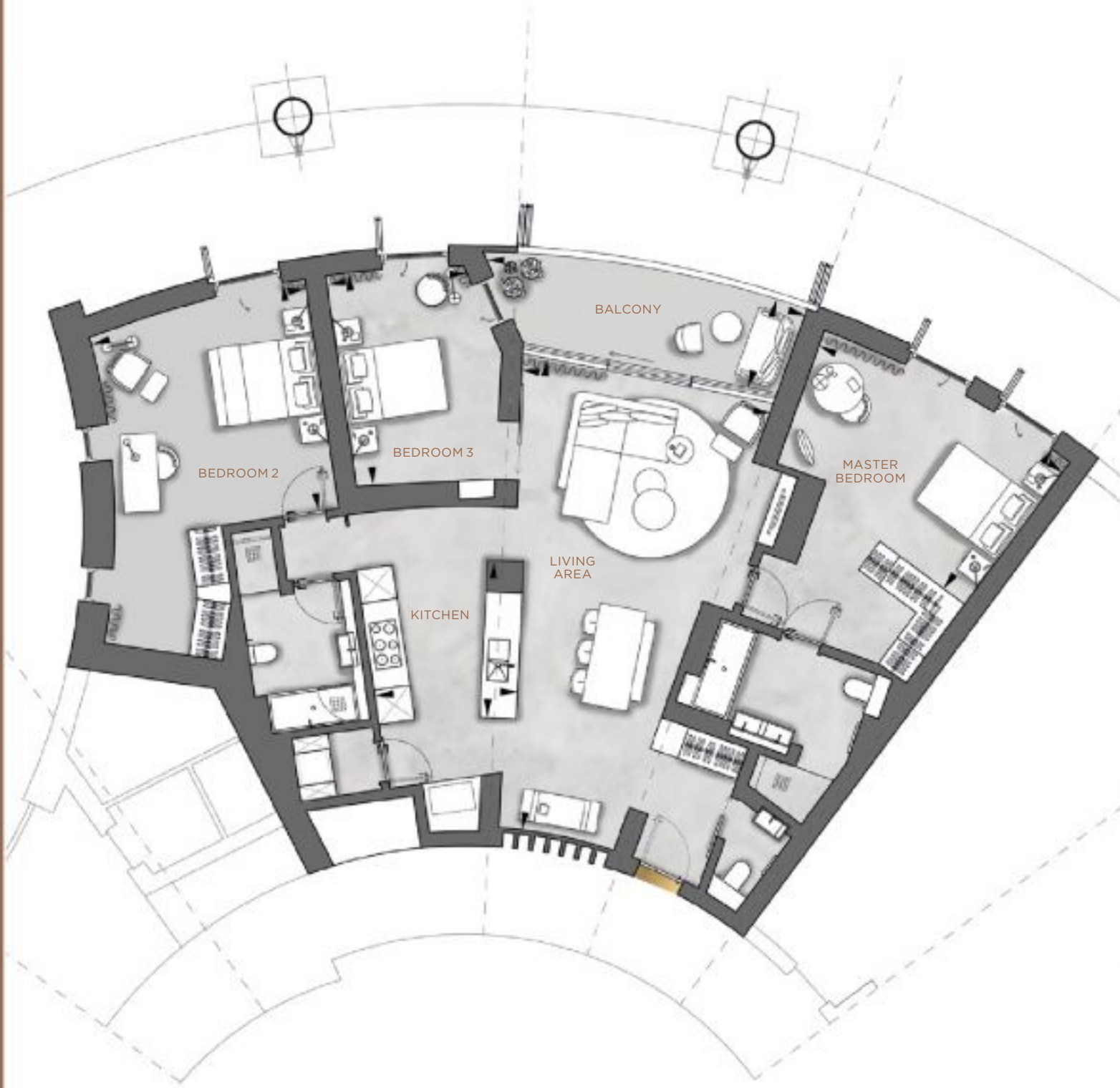
Schedule of Areas

LIVING AREA	4.9m x 4.5m	16'0" x 14'10"
KITCHEN	3.6m x 3.4m	11'8" x 11'0"
MASTER BEDROOM	3.9m x 3.4m	12'10" x 11'1"
TOTAL NSA	63.1 sqm	679 sqft
BALCONY	3.6m x 1.9m	11'9" x 6'1"

Position



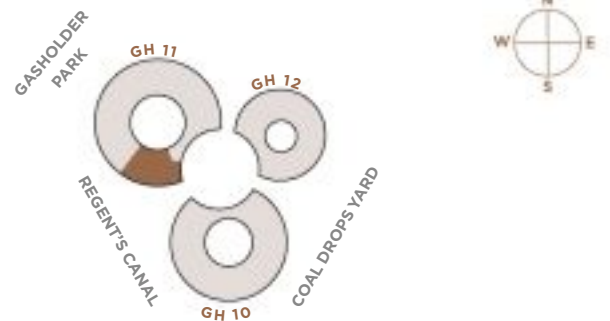
Plans are not to scale. All measurements are approximate room dimensions



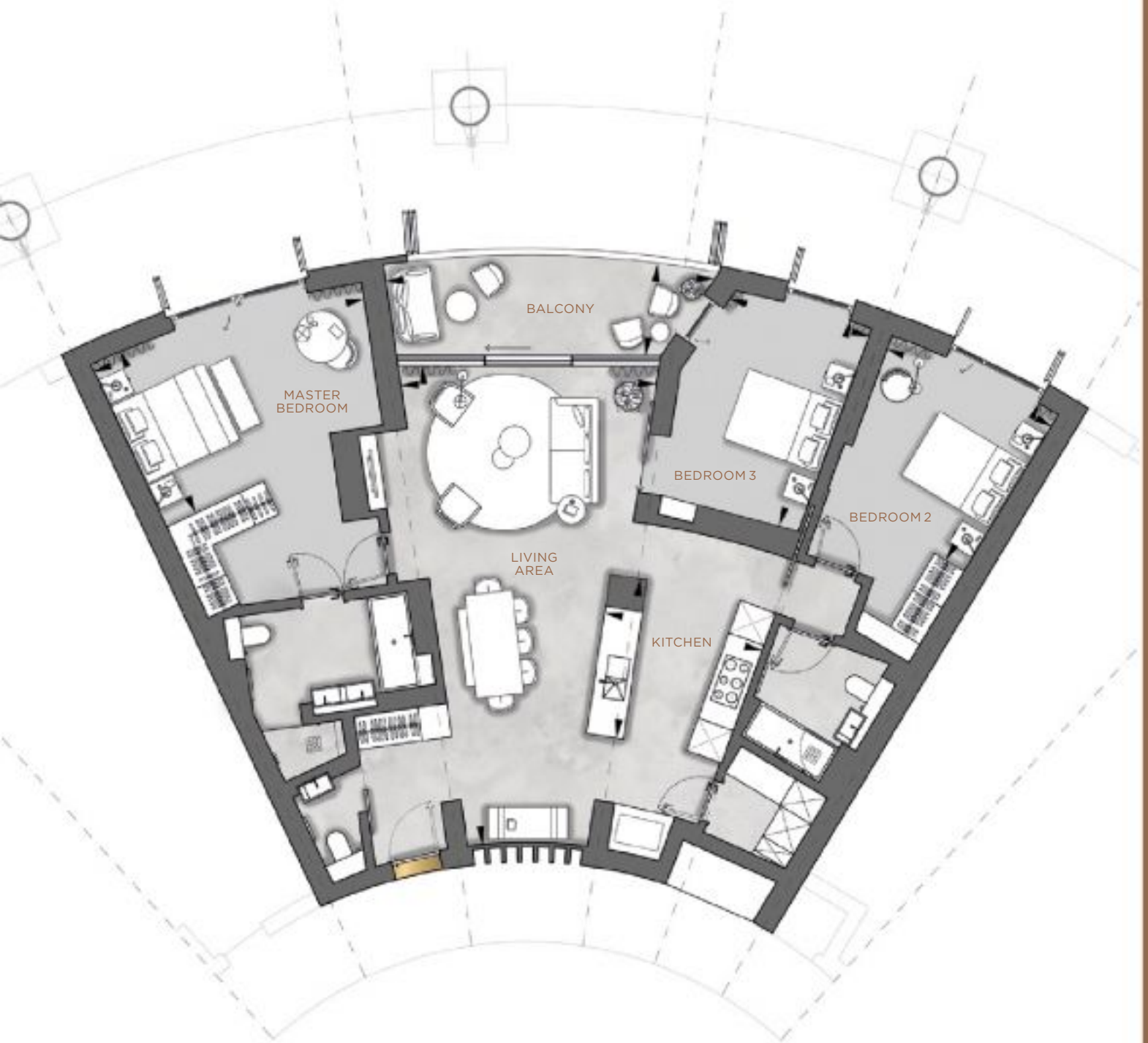
Schedule of Areas

LIVING AREA	9.0m x 4.8m	29'8" x 15'8"
KITCHEN	3.0m x 2.8m	9'11" x 9'1"
MASTER BEDROOM	5.3m x 3.4m	17'3" x 11'1"
BEDROOM 2	4.4m x 4.3m	14'7" x 14'0"
BEDROOM 3	4.1m x 2.8m	13'6" x 9'1"
TOTAL NSA	146.7 sqm	1,579 sqft
BALCONY	6.2m x 1.8m	20'5" x 5'11"

Position



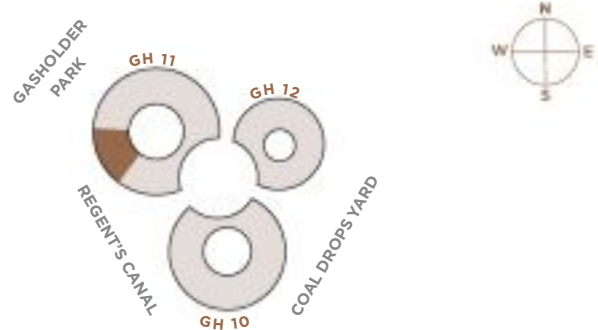
Plans are not to scale. All measurements are approximate room dimensions



Schedule of Areas

LIVING AREA	9.1m x 4.7m	29'8" x 15'6"
KITCHEN	3.0m x 3.0m	9'11" x 9'9"
MASTER BEDROOM	5.2m x 3.4m	17'0" x 11'1"
BEDROOM 2	3.4m x 3.3m	11'3" x 10'11"
BEDROOM 3	4.1m x 2.8m	13'5" x 9'1"
TOTAL NSA	136.1 sqm	1,465 sqft
BALCONY	6.1m x 1.7m	20'1" x 5'9"

Position



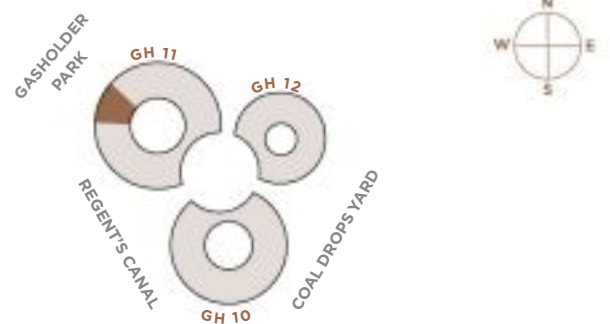
Plans are not to scale. All measurements are approximate room dimensions



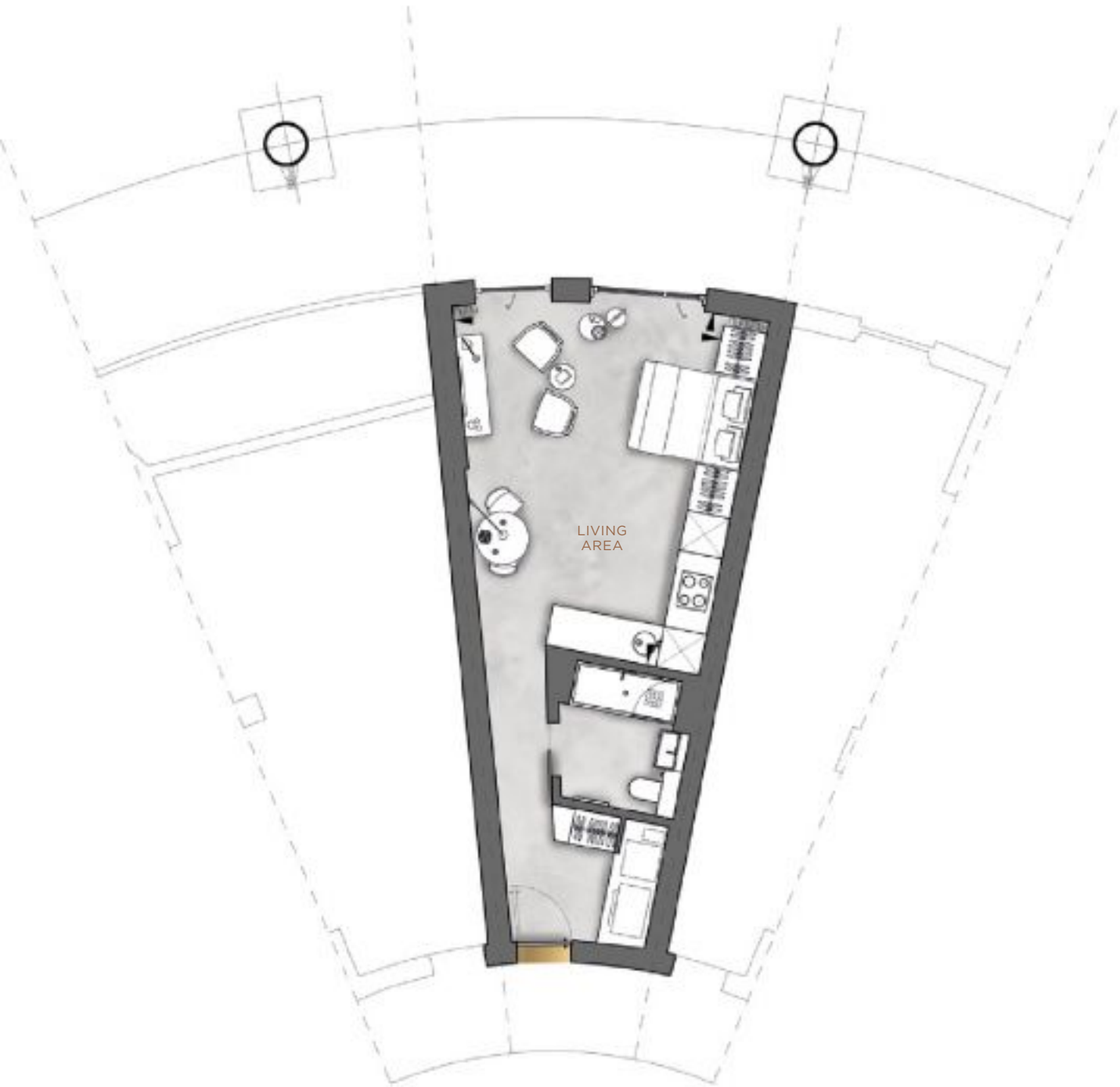
Schedule of Areas

LIVING AREA	6.6m x 4.7m	21'9" x 15'5"
KITCHEN	3.1m x 3.1m	10'4" x 10'2"
MASTER BEDROOM	3.3m x 3.3m	10'11" x 10'10"
BEDROOM 2	4.5m x 2.7m	14'10" x 8'8"
TOTAL NSA	91.2 sqm	982 sqft
BALCONY	6.1m x 1.8m	20'1" x 5'11"

Position



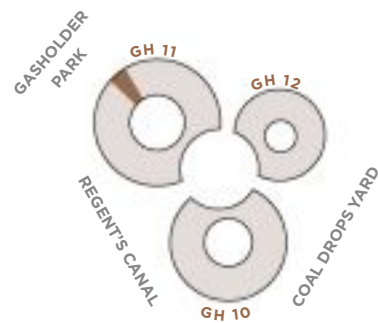
Plans are not to scale. All measurements are approximate room dimensions



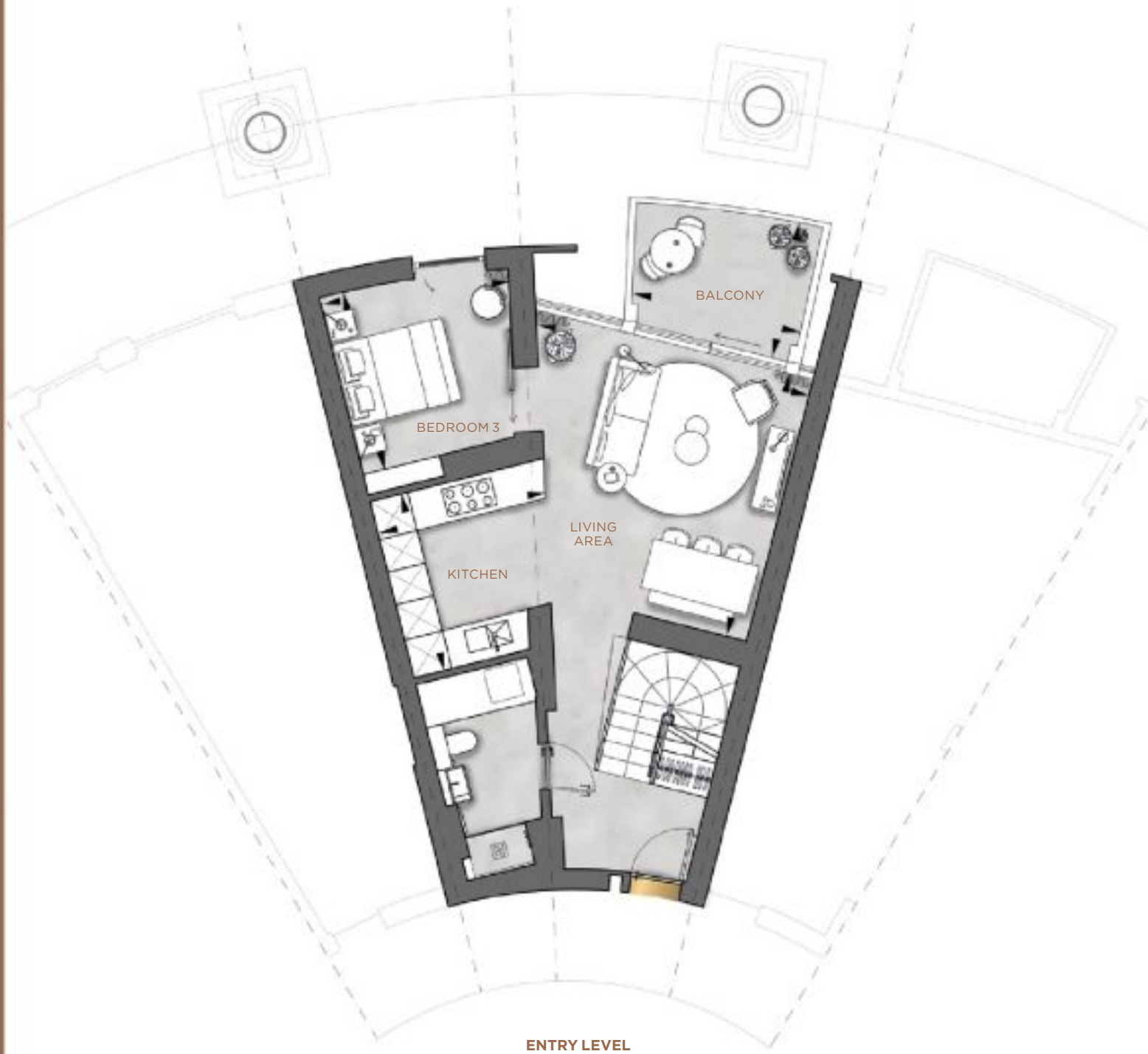
Schedule of Areas

LIVING AREA	6.0m x 4.3m	19'9" x 14'1"
TOTAL NSA	41.7 sqm	449 sqft

Position



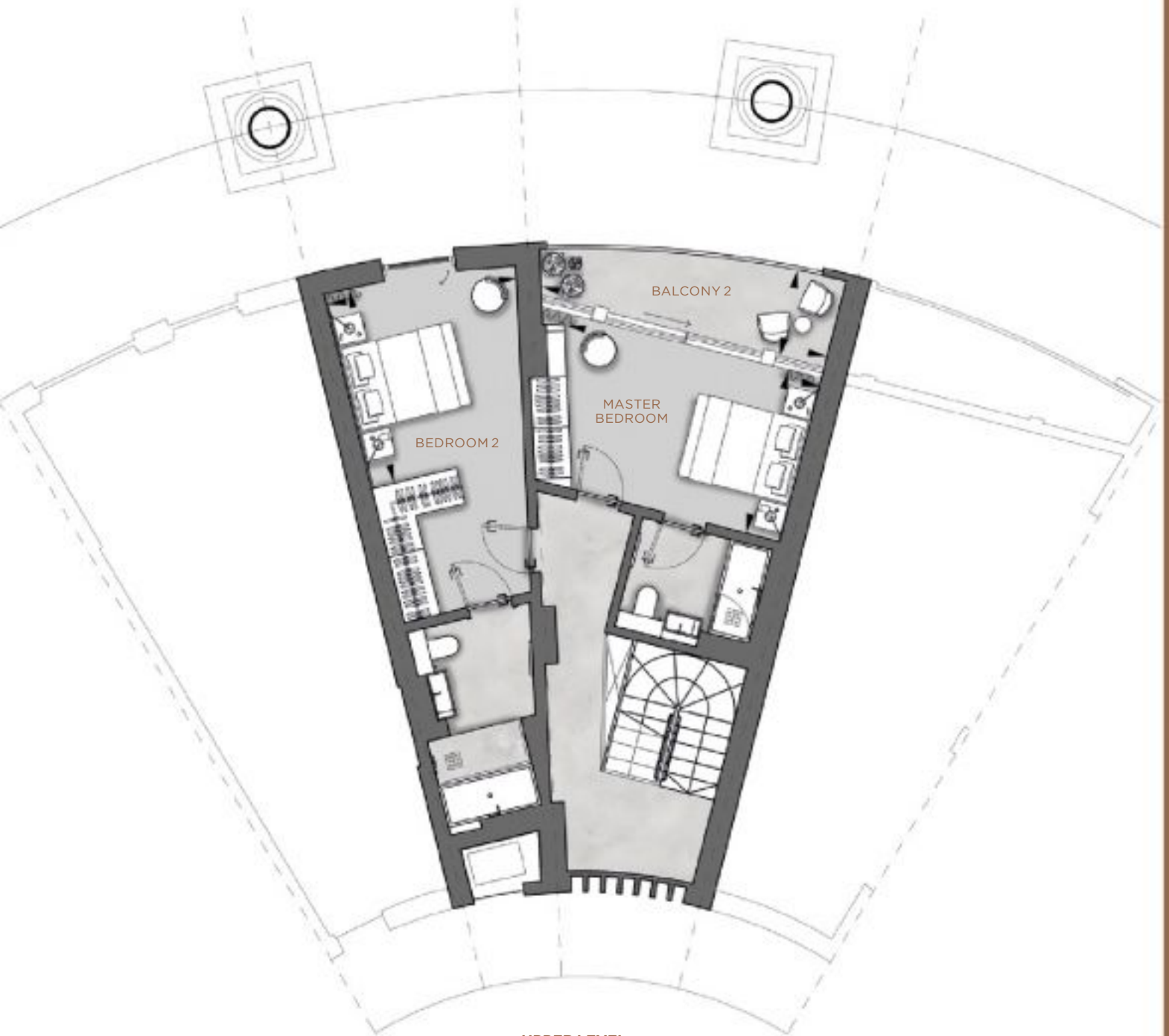
Plans are not to scale. All measurements are approximate room dimensions



Schedule of Areas

LIVING AREA	5.0m x 4.8m	16'4" x 15'10"
KITCHEN	3.3m x 3.1m	10'8" x 10'1"
BEDROOM 3	3.4m x 3.2m	11'0" x 10'8"
BALCONY	3.1m x 2.5m	10'3" x 8'0"

Plans are not to scale. All measurements are approximate room dimensions

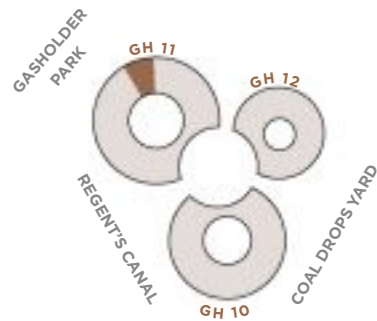


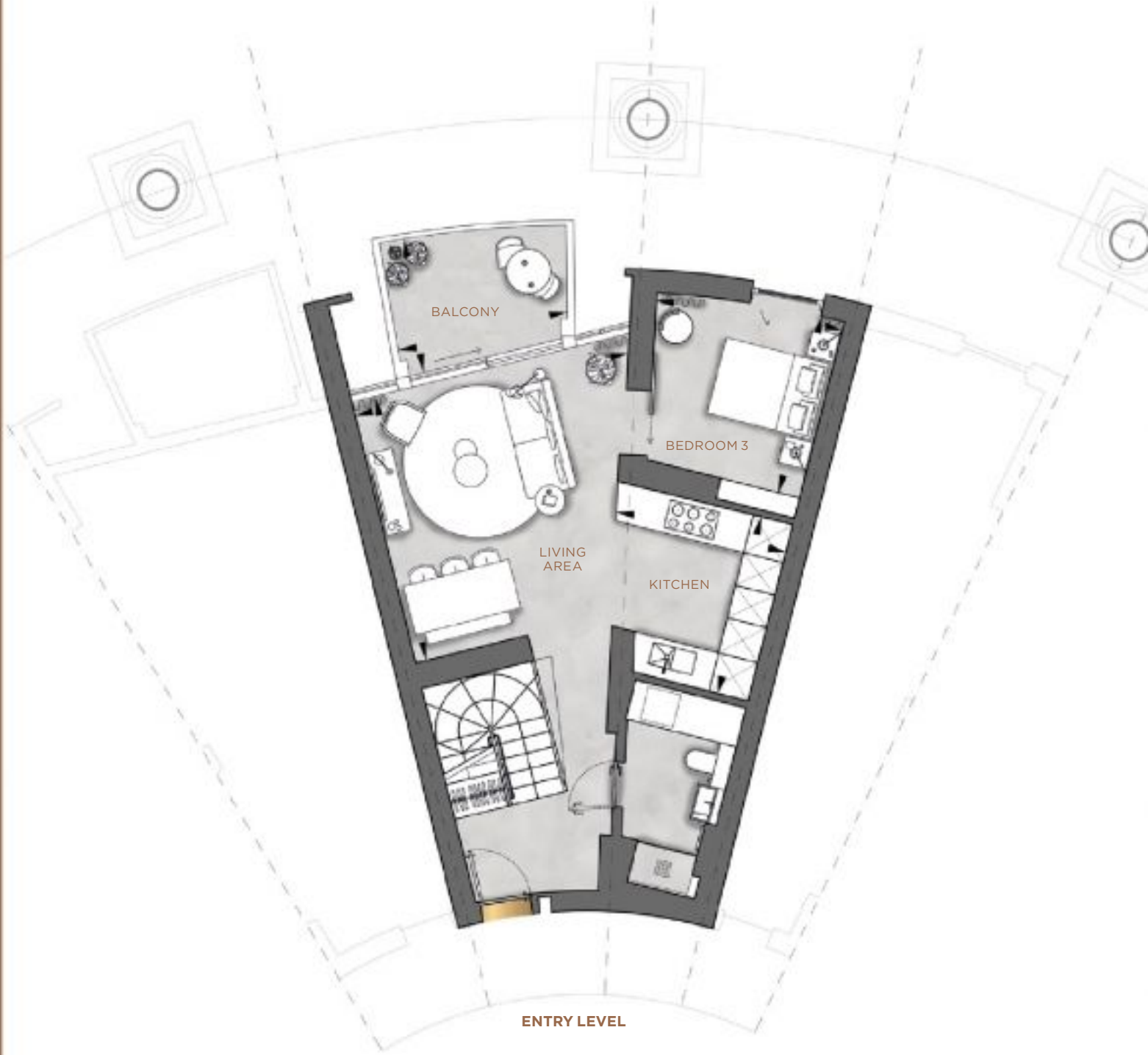
UPPER LEVEL

Schedule of Areas

MASTER BEDROOM	3.5m x 3.4m	11'6" x 11'0"
BEDROOM 2	4.6m x 3.0m	15'0" x 9'10"
TOTAL NSA	127.9 sqm	1,377 sqft
BALCONY 2	5.3m x 1.5m	17'4" x 5'0"

Position

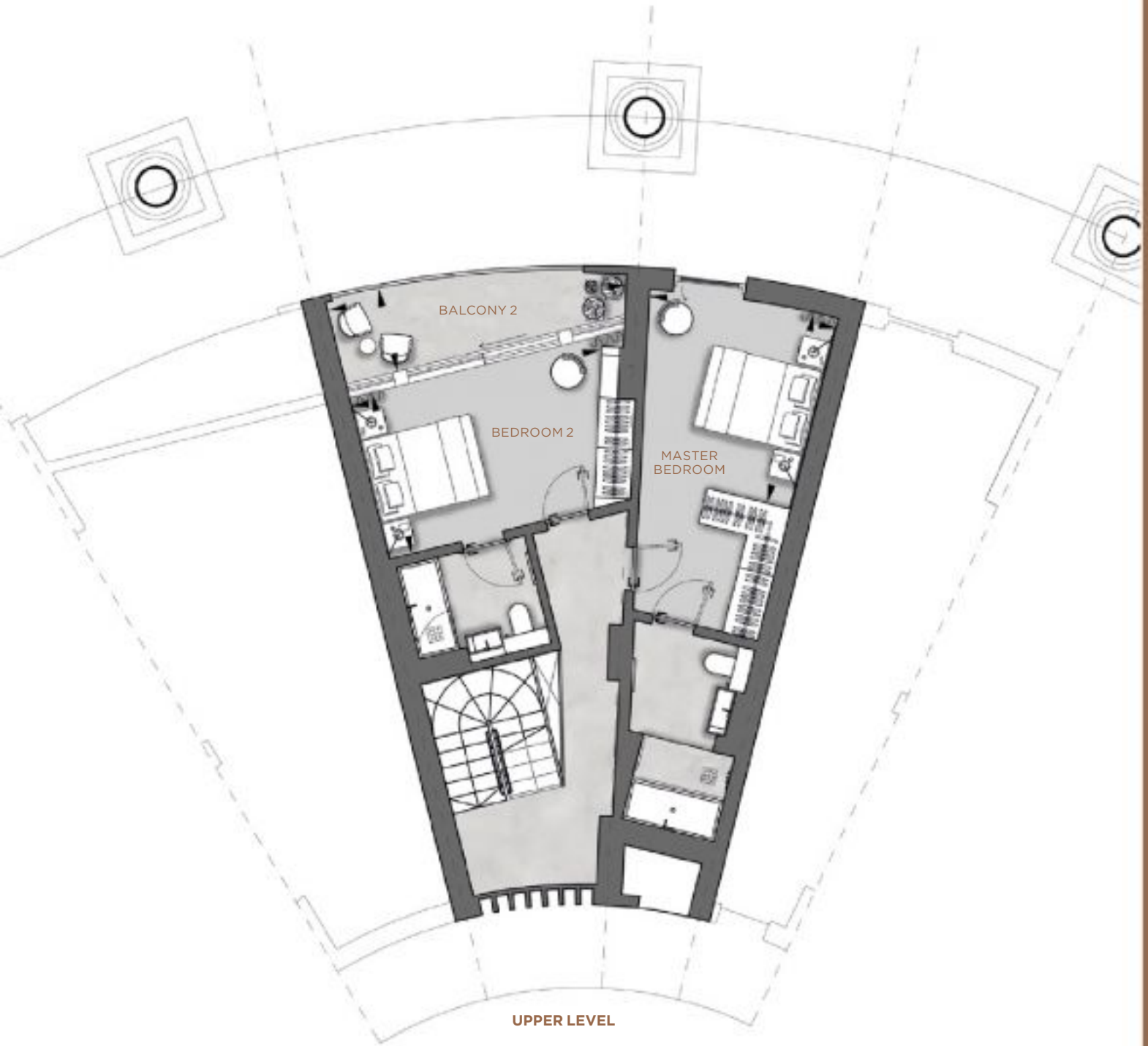




Schedule of Areas

LIVING AREA	5.0m x 4.8m	16'4" x 15'10"
KITCHEN	3.3m x 3.1m	10'8" x 10'0"
BEDROOM 3	3.3m x 3.3m	10'10" x 10'8"
BALCONY	3.1m x 2.4m	10'2" x 7'11"

Plans are not to scale. All measurements are approximate room dimensions

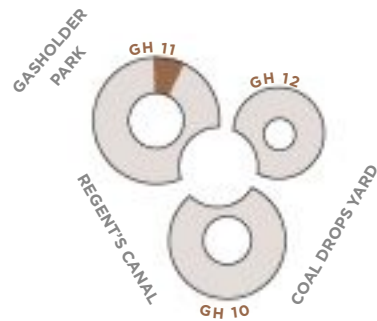


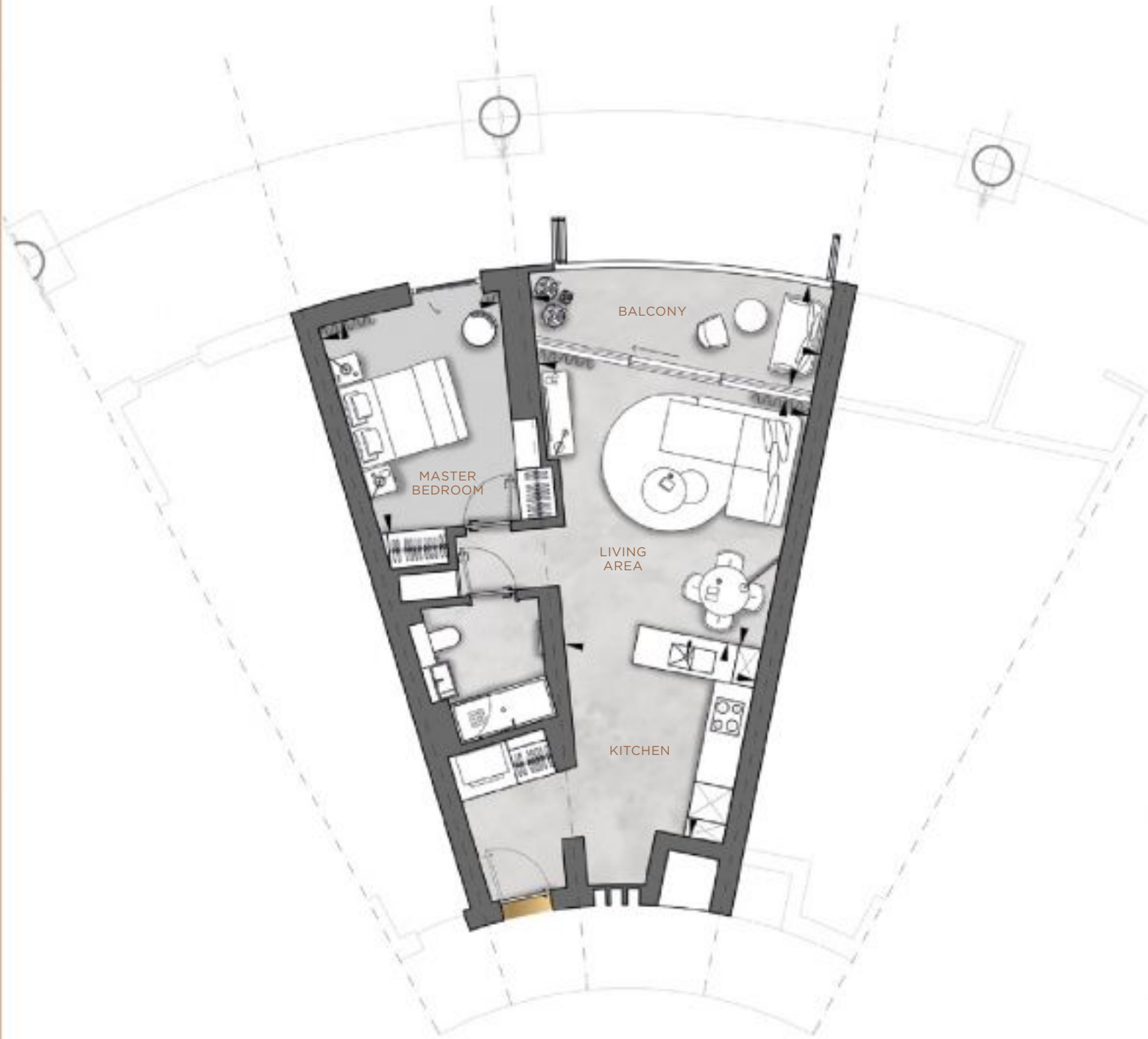
UPPER LEVEL

Schedule of Areas

MASTER BEDROOM	3.5m x 3.3m	11'7" x 10'10"
BEDROOM 2	4.6m x 3.0m	15'0" x 9'10"
TOTAL NSA	127.9 sqm	1,377 sqft
BALCONY 2	5.3m x 1.6m	17'4" x 5'1"

Position

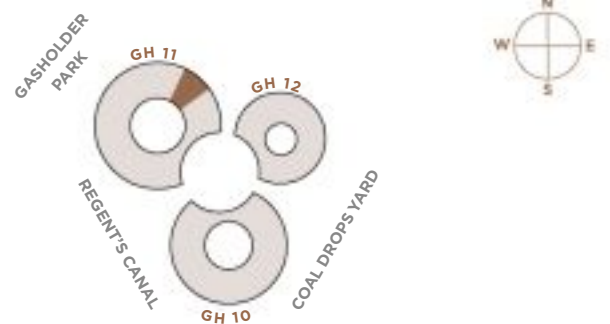




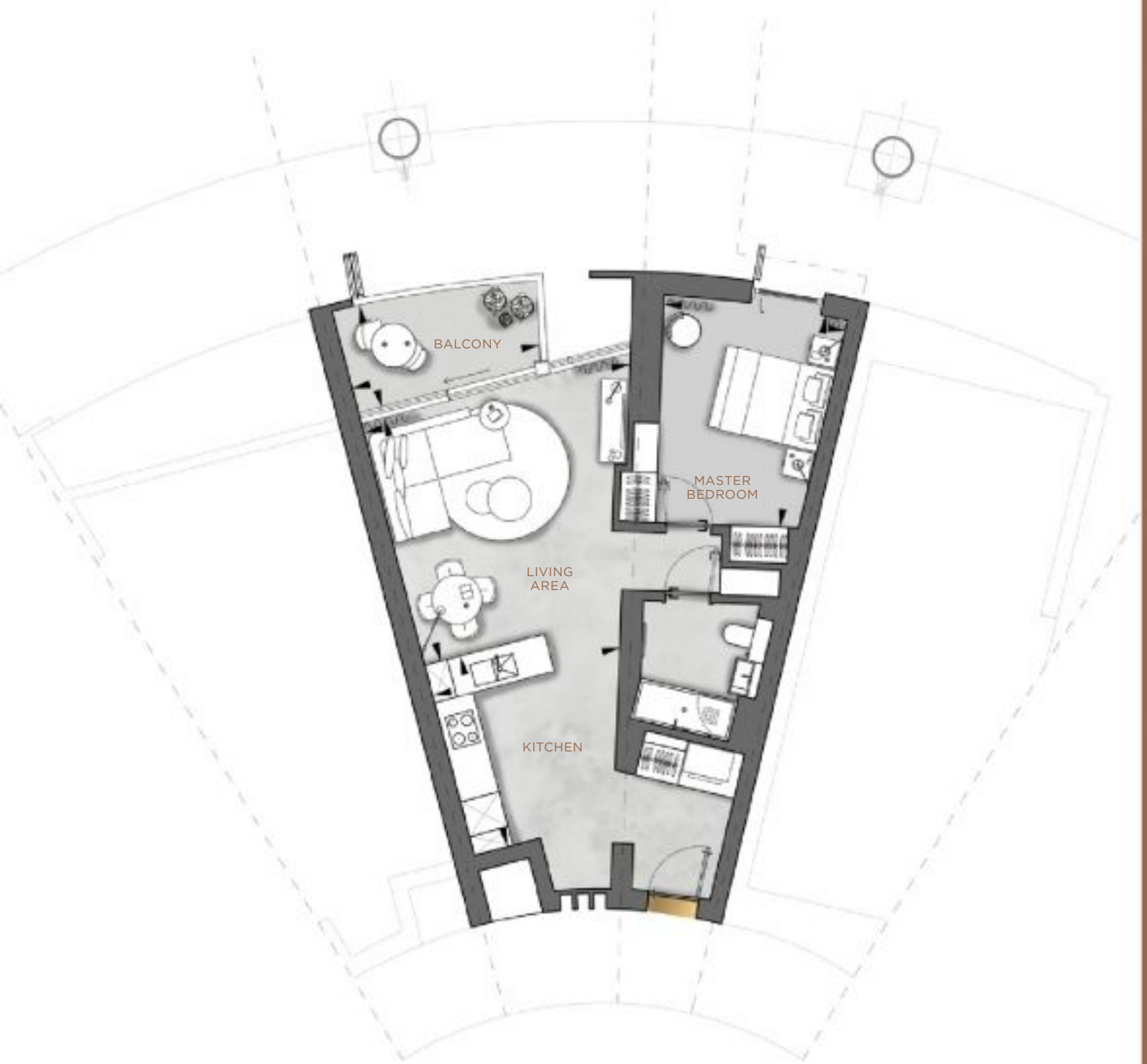
Schedule of Areas

LIVING AREA	4.9m x 4.5m	16'0" x 14'10"
KITCHEN	3.6m x 3.3m	11'8" x 10'8"
MASTER BEDROOM	3.9m x 3.3m	12'10" x 10'10"
TOTAL NSA	62.7 sqm	675 sqft
BALCONY	5.3m x 1.9m	17'6" x 6'1"

Position



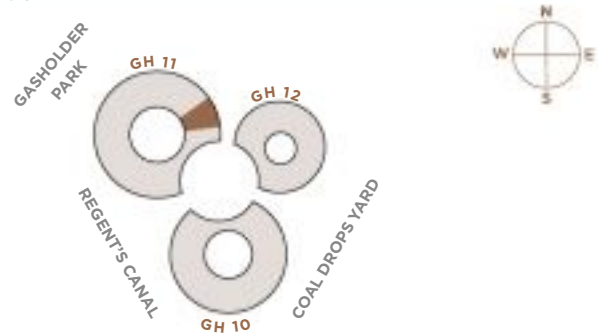
Plans are not to scale. All measurements are approximate room dimensions



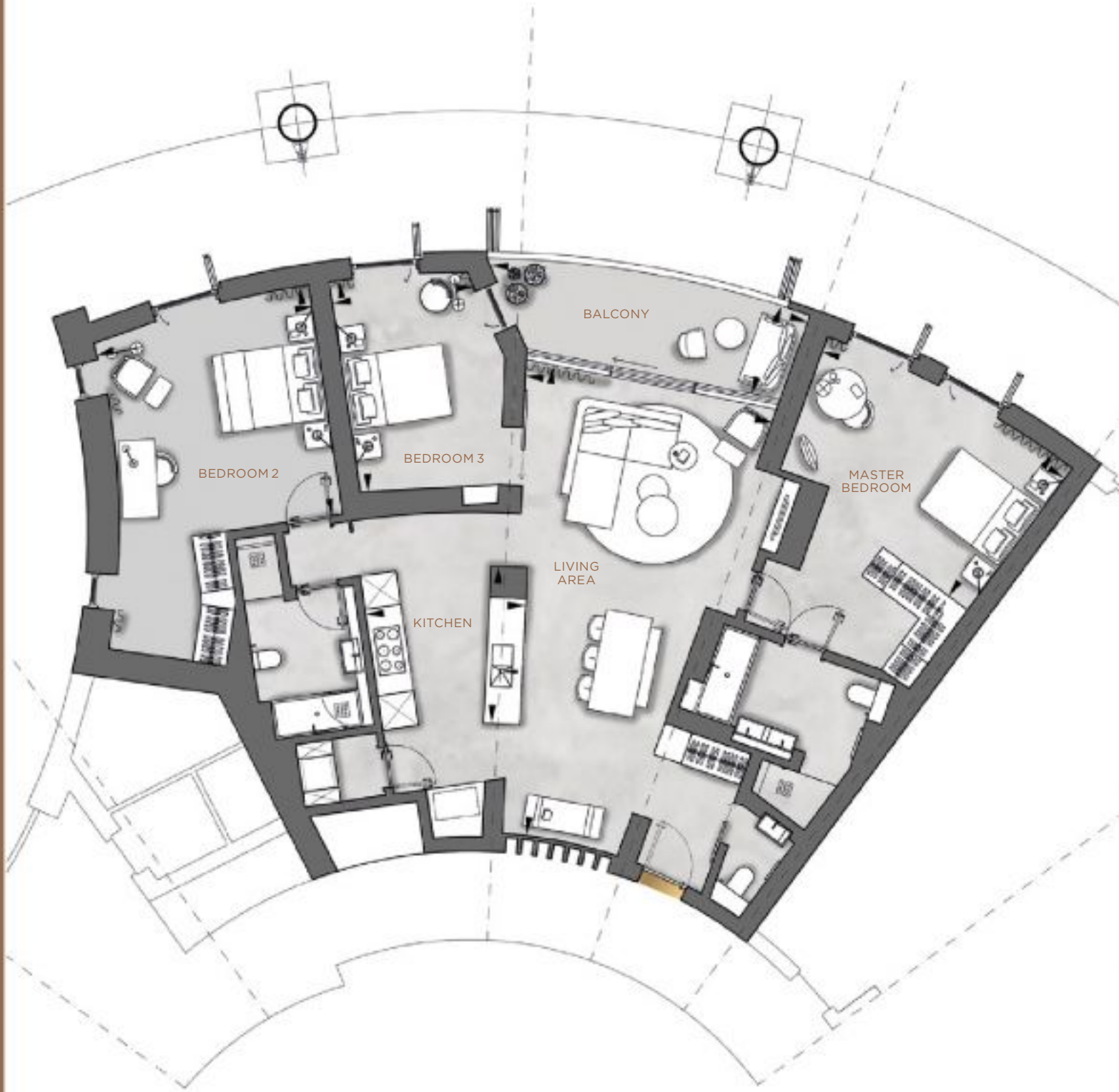
Schedule of Areas

LIVING AREA	4.9m x 4.5m	16'0" x 14'10"
KITCHEN	3.6m x 3.3m	11'8" x 10'8"
MASTER BEDROOM	3.9m x 3.4m	12'10" x 11'1"
TOTAL NSA	63.2 sqm	680 sqft
BALCONY	3.6m x 1.9m	11'9" x 6'1"

Position



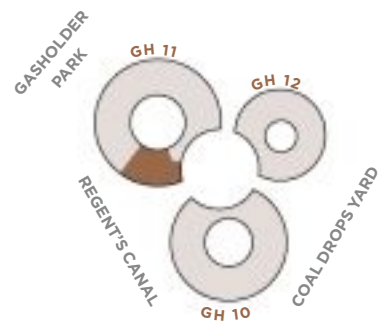
Plans are not to scale. All measurements are approximate room dimensions



Schedule of Areas

LIVING AREA	9.0m x 4.8m	29'8" x 15'8"
KITCHEN	3.0m x 3.0m	9'11" x 9'10"
MASTER BEDROOM	5.3m x 3.4m	17'3" x 11'1"
BEDROOM 2	4.4m x 4.3m	14'7" x 14'0"
BEDROOM 3	4.1m x 2.8m	13'6" x 9'1"
TOTAL NSA	146.7 sqm	1,579 sqft
BALCONY	6.2m x 1.8m	20'5" x 5'11"

Position



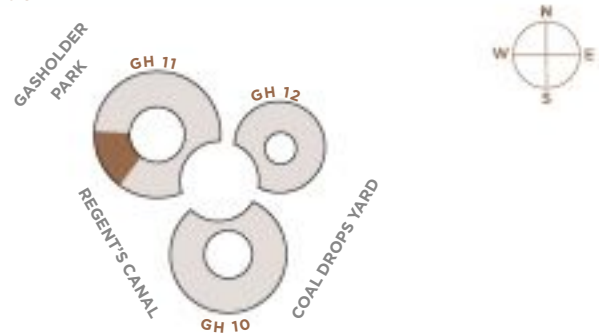
Plans are not to scale. All measurements are approximate room dimensions



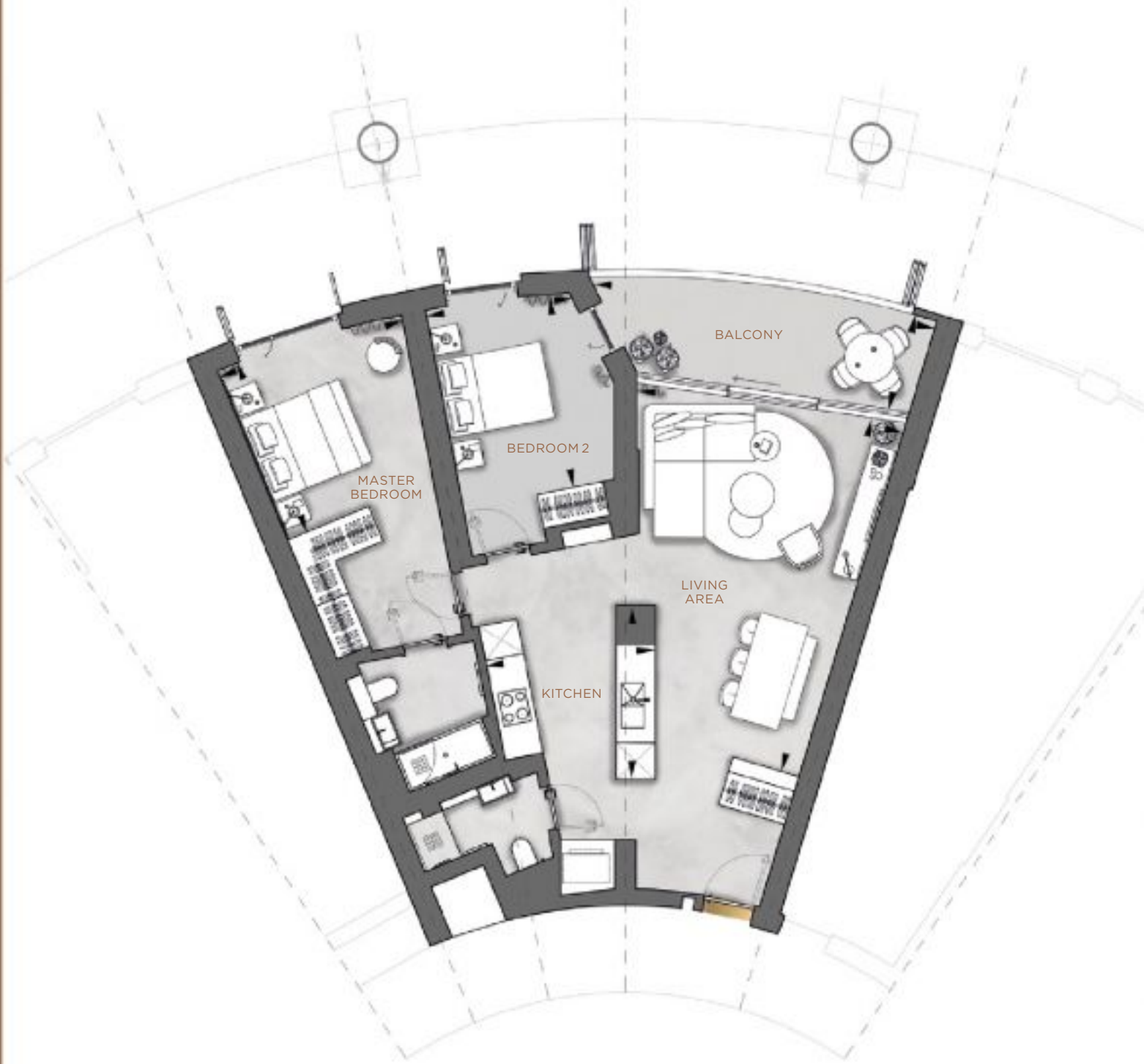
Schedule of Areas

LIVING AREA	9.1m x 4.7m	29'8" x 15'6"
KITCHEN	3.0m x 3.0m	9'11" x 9'9"
MASTER BEDROOM	5.2m x 3.4m	17'0" x 11'1"
BEDROOM 2	3.4m x 3.3m	11'3" x 10'11"
BEDROOM 3	4.1m x 2.8m	13'5" x 9'1"
TOTAL NSA	136.1 sqm	1,465 sqft
BALCONY	6.1m x 1.7m	20'1" x 5'9"

Position



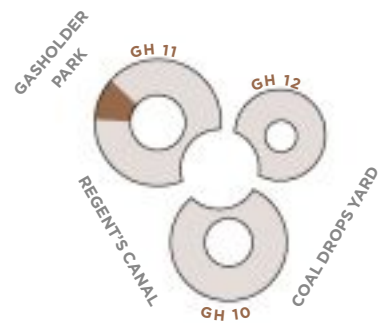
Plans are not to scale. All measurements are approximate room dimensions



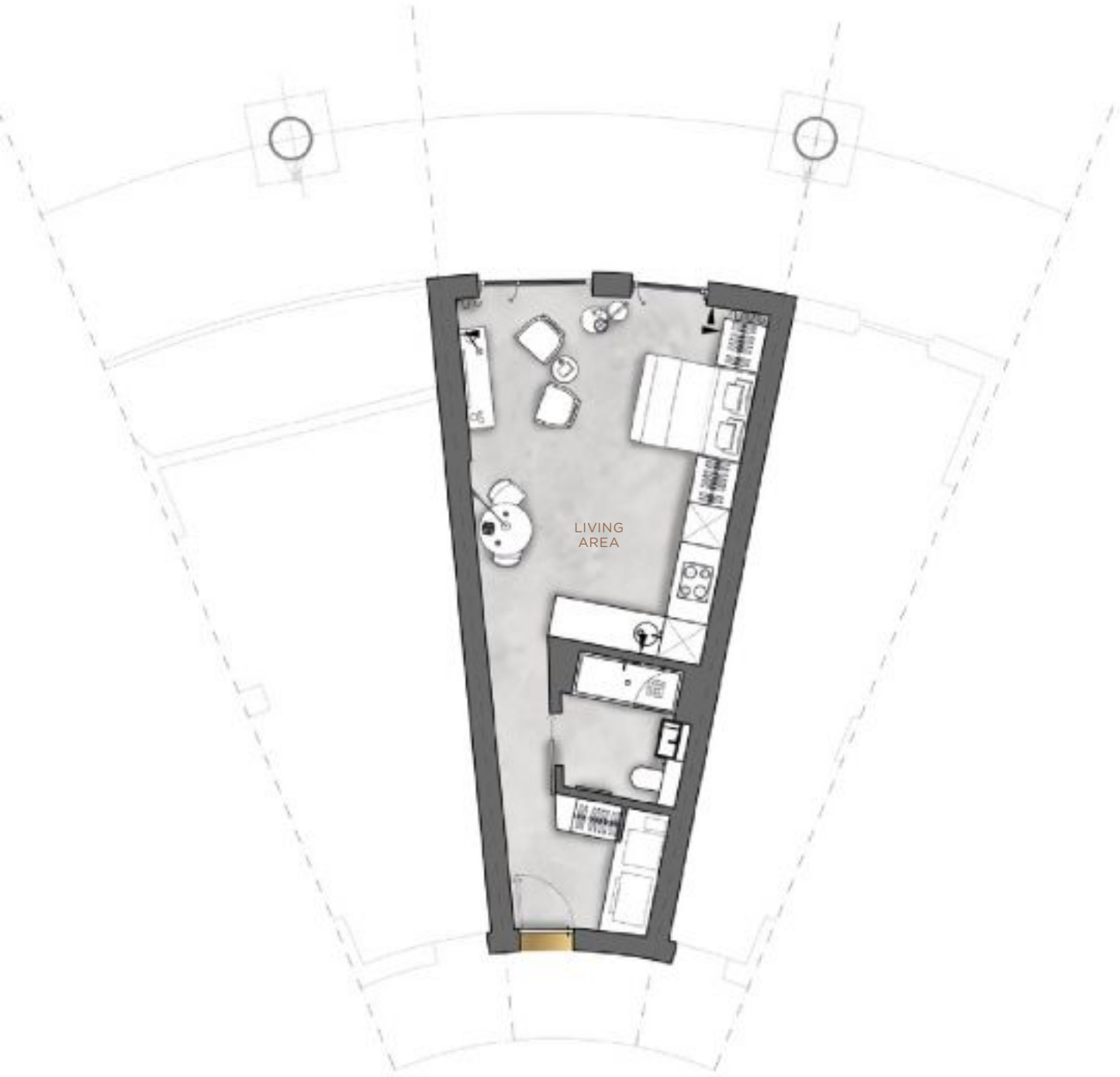
Schedule of Areas

LIVING AREA	6.6m x 4.7m	21'9" x 15'5"
KITCHEN	3.1m x 3.0m	10'4" x 9'10"
MASTER BEDROOM	3.3m x 3.3m	10'11" x 10'10"
BEDROOM 2	4.5m x 2.7m	14'10" x 8'9"
TOTAL NSA	91.2 sqm	982 sqft
BALCONY	6.1m x 1.8m	20'1" x 5'11"

Position



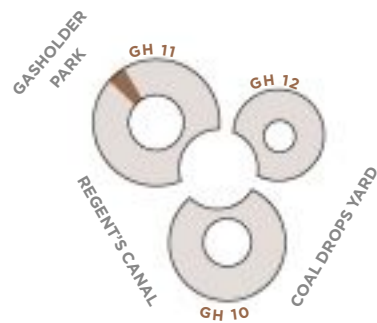
Plans are not to scale. All measurements are approximate room dimensions



Schedule of Areas

LIVING AREA	6.2m x 4.3m	20'4" x 14'1"
TOTAL NSA	41.7 sqm	449 sqft

Position



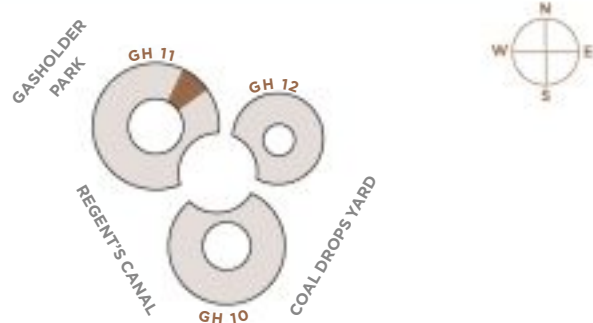
Plans are not to scale. All measurements are approximate room dimensions



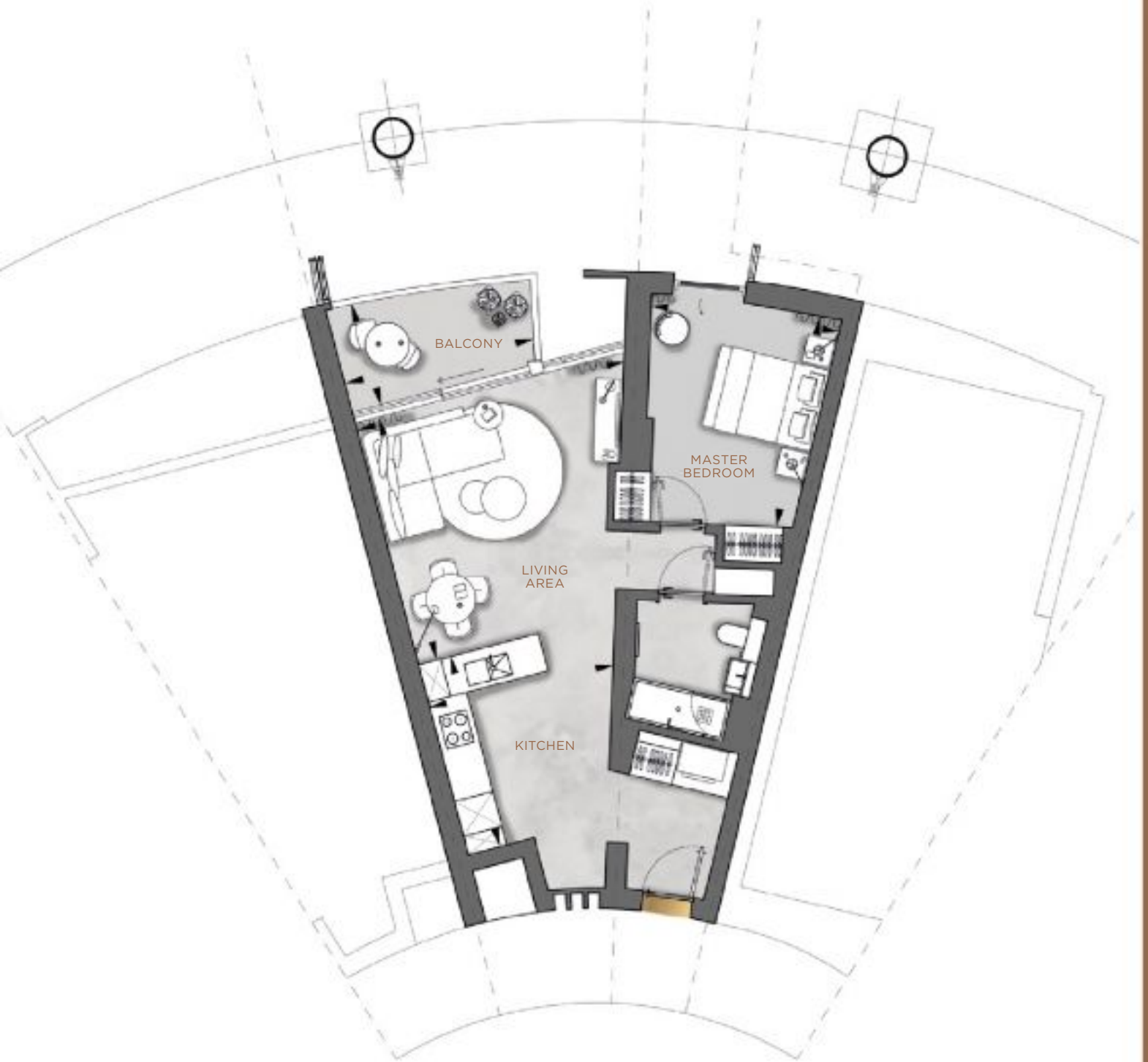
Schedule of Areas

LIVING AREA	4.9m x 4.5m	16'0" x 14'10"
KITCHEN	3.6m x 3.3m	11'8" x 10'9"
MASTER BEDROOM	3.9m x 3.3m	12'10" x 10'10"
TOTAL NSA	62.7 sqm	675 sqft
BALCONY	5.3m x 1.9m	17'6" x 6'1"

Position



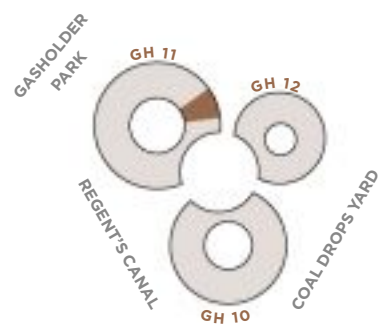
Plans are not to scale. All measurements are approximate room dimensions



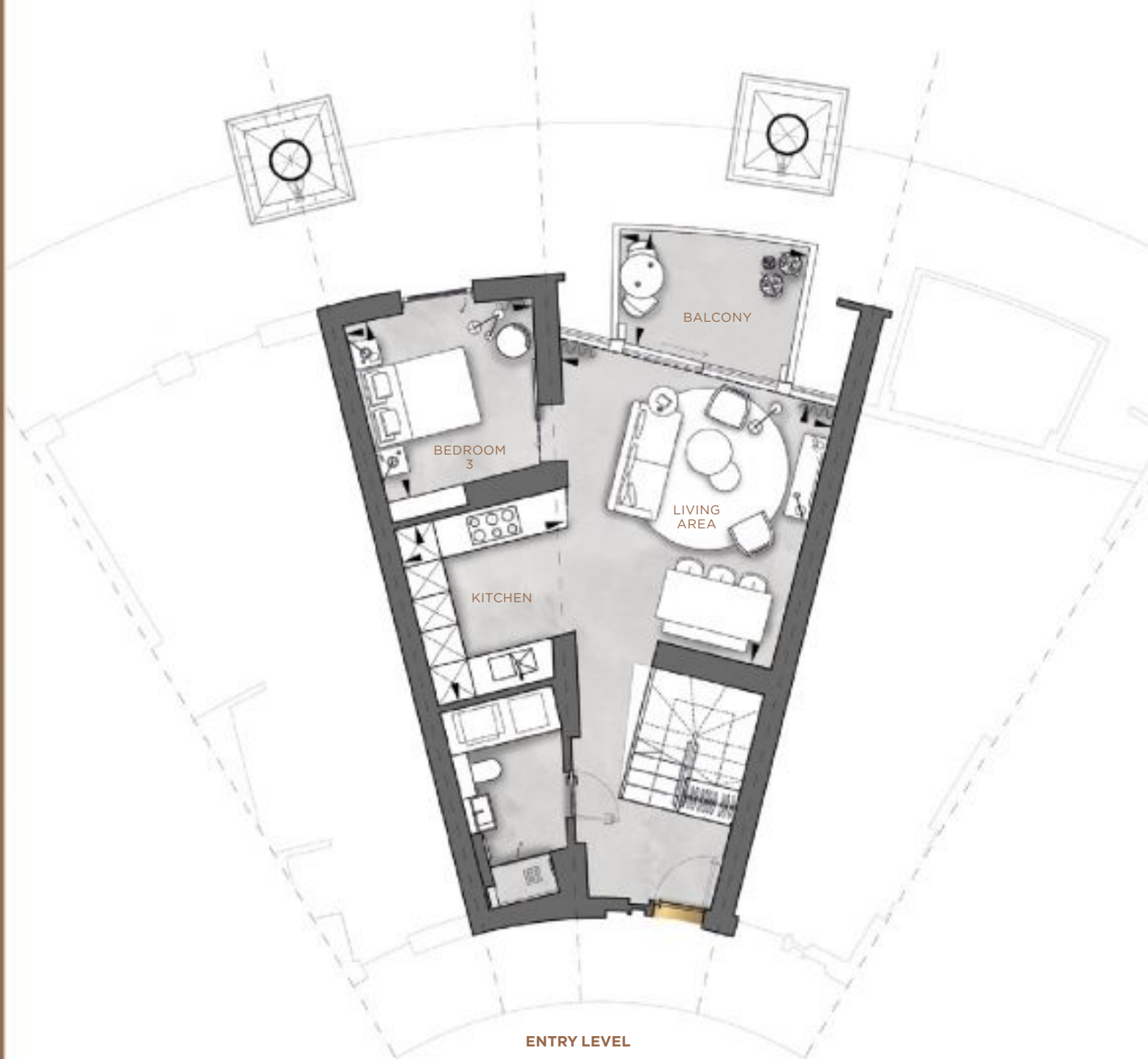
Schedule of Areas

LIVING AREA	4.9m x 4.5m	16'0" x 14'10"
KITCHEN	3.6m x 3.3m	11'8" x 10'10"
MASTER BEDROOM	3.9m x 3.4m	12'10" x 11'1"
TOTAL NSA	63.1 sqm	679 sqft
BALCONY	2.9m x 1.9m	9'6" x 6'1"

Position



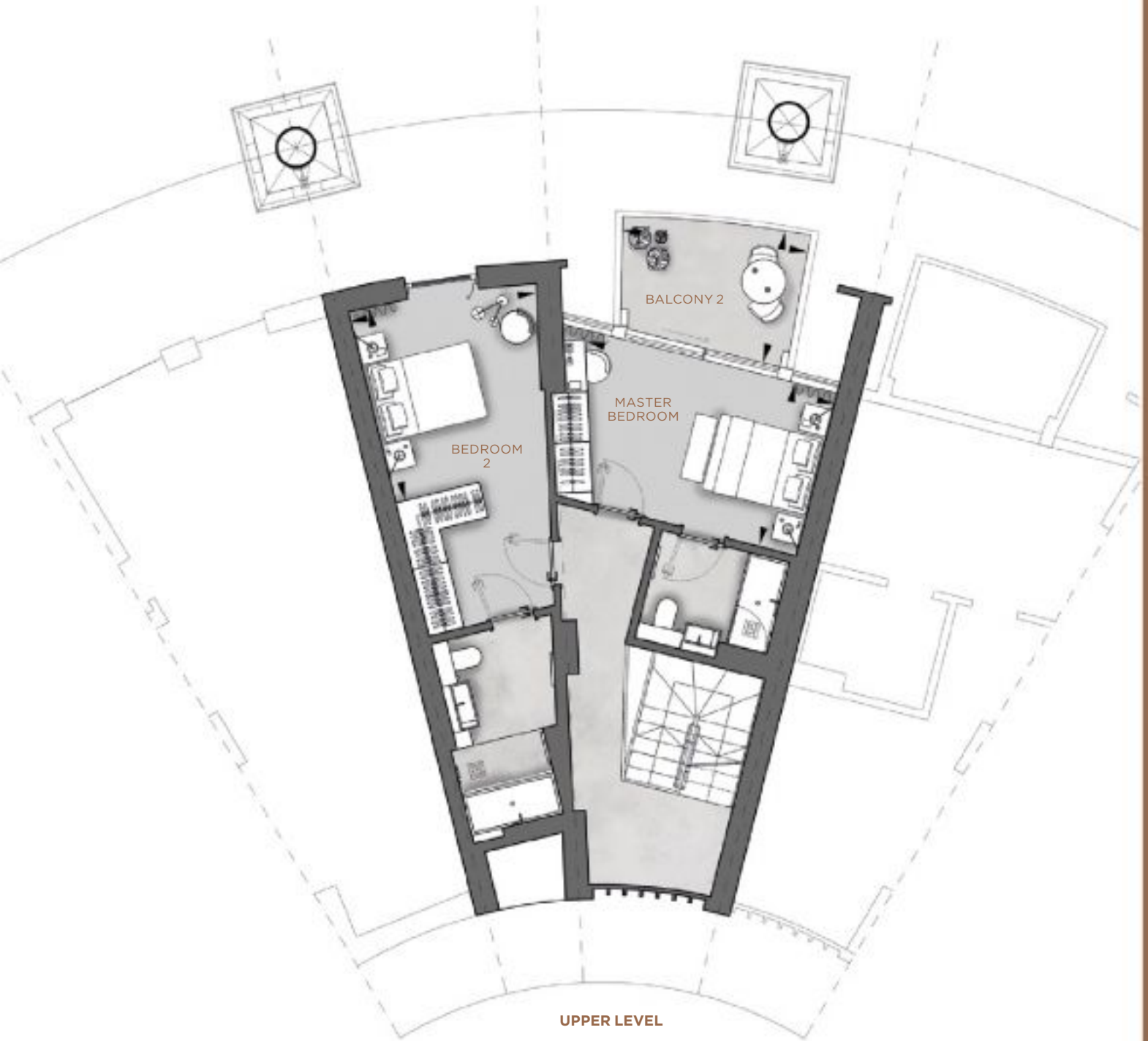
Plans are not to scale. All measurements are approximate room dimensions



Schedule of Areas

LIVING AREA	4.9m x 4.8m	16'1" x 15'10"
KITCHEN	3.2m x 3.1m	10'5" x 10'1"
BEDROOM 3	3.4m x 3.3m	11'1" x 10'8"
BALCONY	3.4m x 2.0m	11'2" x 6'8"

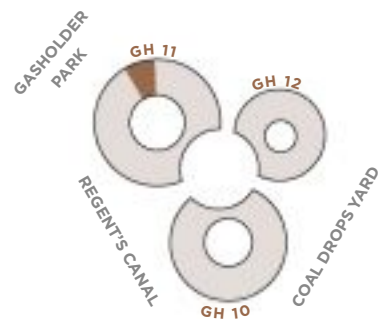
Subject to planning; layout plans for guidance only and should not be relied upon as a statement of fact. Please note that all measurements are maximum dimensions



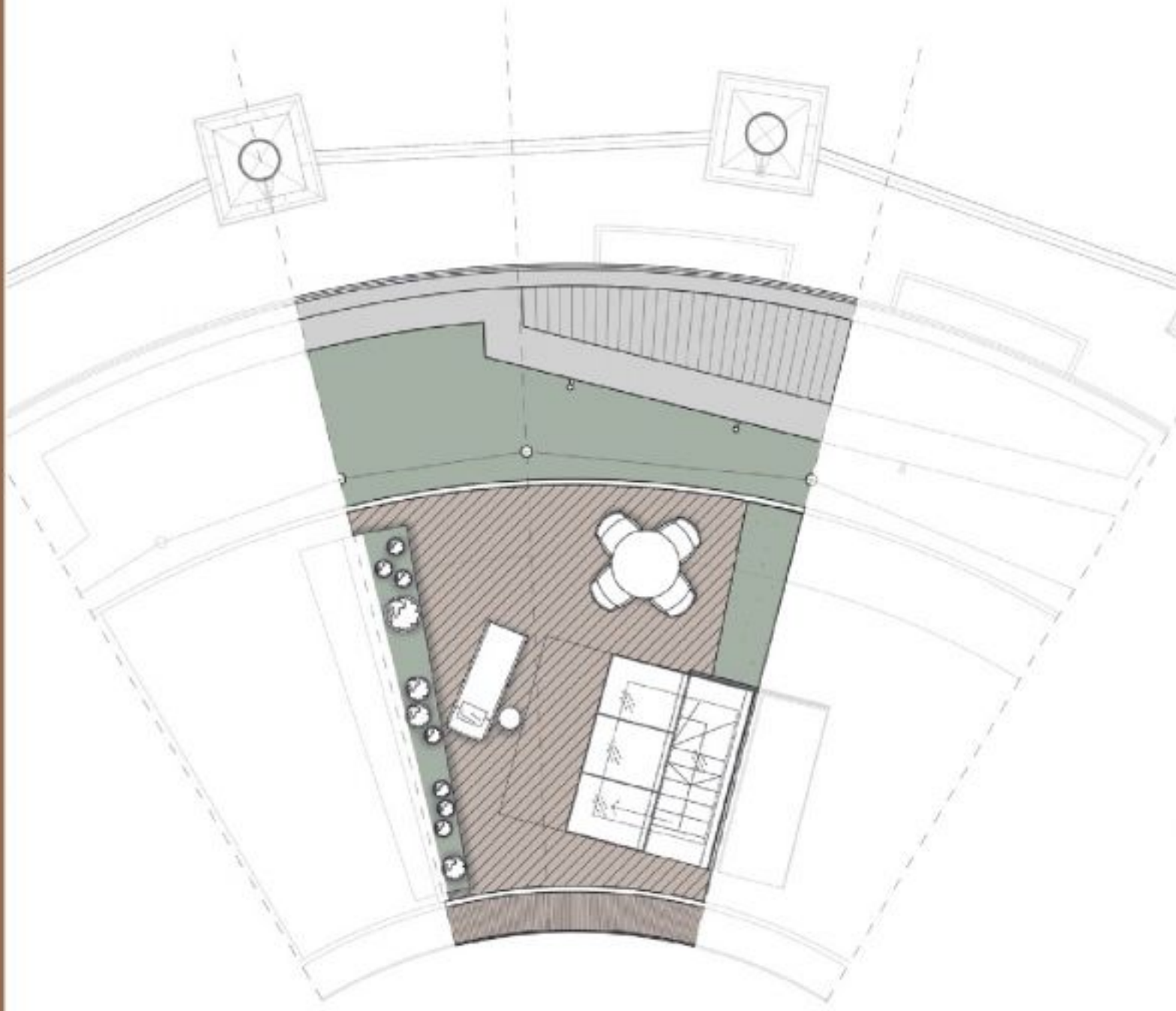
Schedule of Areas

MASTER BEDROOM	4.6m x 3.0m	15'2" x 9'10"
BEDROOM 2	3.5m x 3.4m	11'7" x 11'1"
TOTAL NSA	127.9 sqm	1,377 sqft
BALCONY 2	3.3m x 2.4m	10'11" x 7'10"

Position



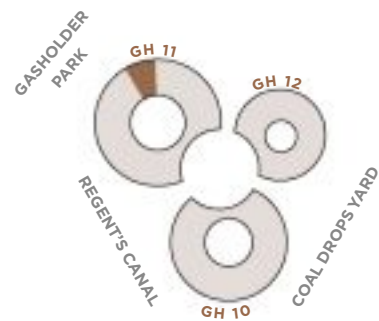
Subject to planning; layout plans for guidance only and should not be relied upon as a statement of fact. Please note that all measurements are maximum dimensions



Schedule of Areas

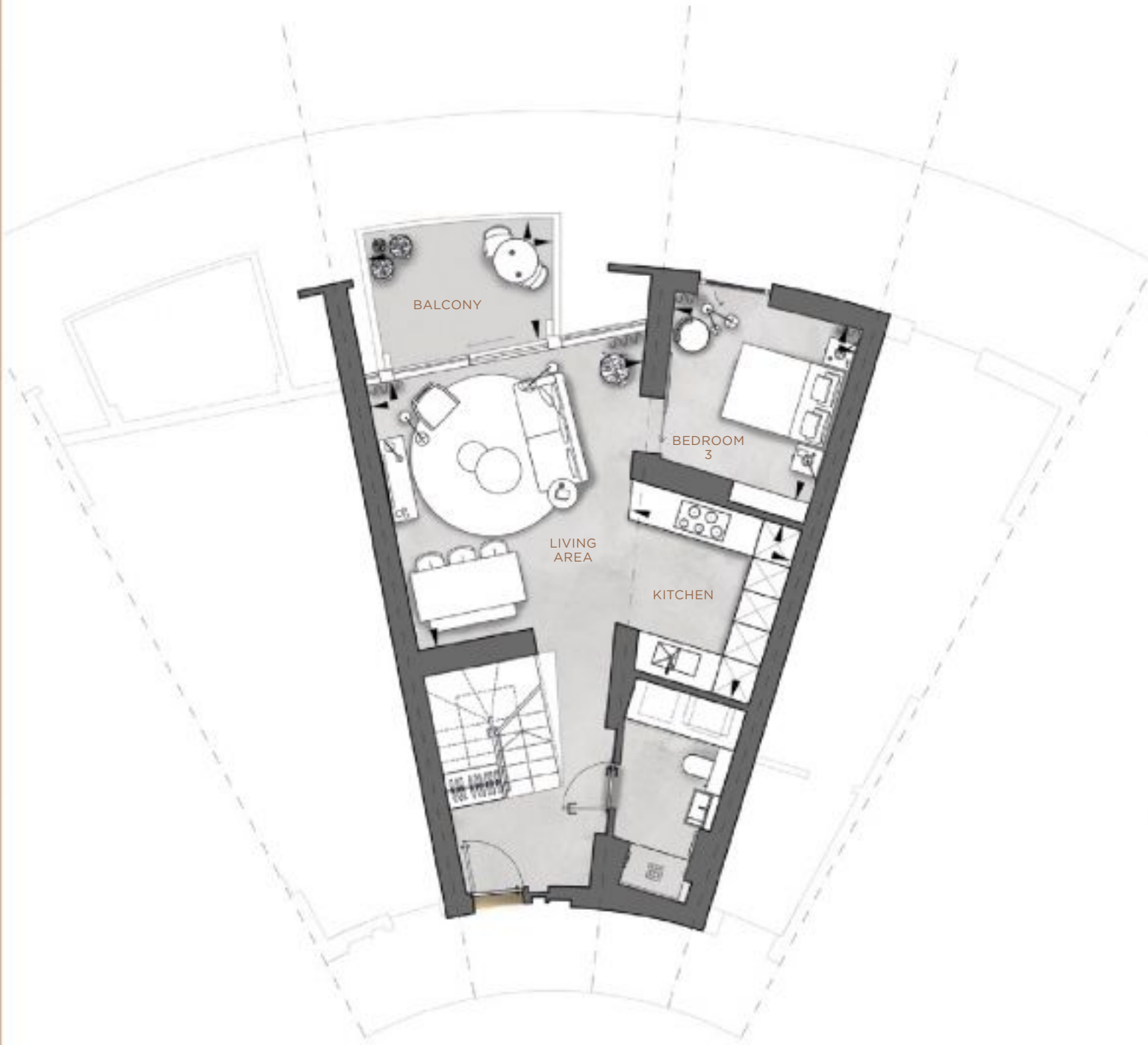
ROOF TERRACE	37 sqm	398 sqft
---------------------	--------	----------

Position



Subject to planning; layout plans for guidance only and should not be relied upon as a statement of fact. Please note that all measurements are maximum dimensions



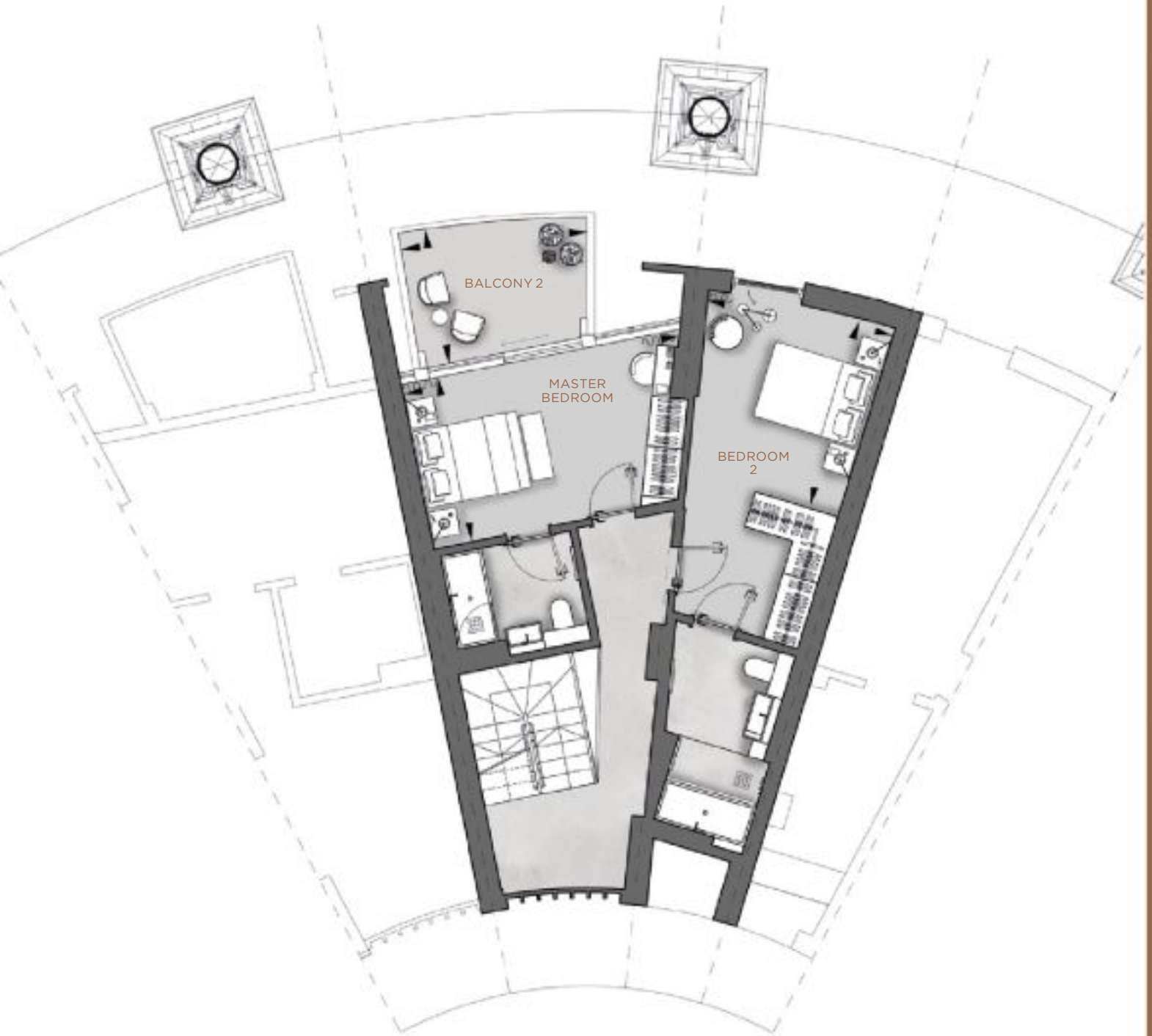


ENTRY LEVEL

Schedule of Areas

LIVING AREA	4.9m x 4.8m	16'2" x 15'10"
KITCHEN	3.2m x 3.1m	10'5" x 10'1"
BEDROOM 3	3.4m x 3.3m	11'1" x 10'8"
BALCONY	3.4m x 2.2m	11'2" x 7'1"

Subject to planning; layout plans for guidance only and should not be relied upon as a statement of fact. Please note that all measurements are maximum dimensions



UPPER LEVEL

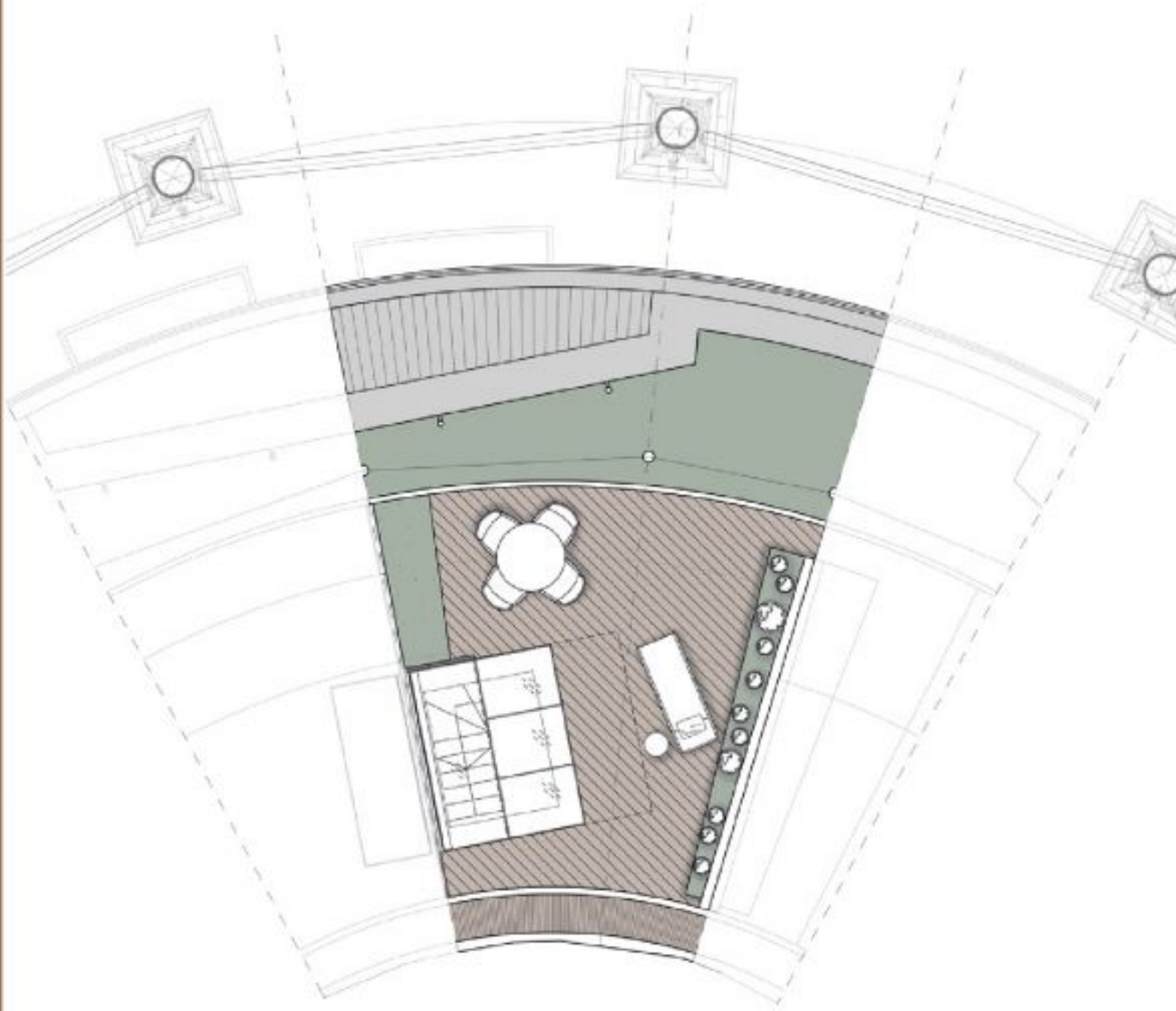
Schedule of Areas

MASTER BEDROOM	4.6m x 3.0m	15'3" x 9'10"
BEDROOM 2	3.5m x 3.4m	11'6" x 11'1"
TOTAL NSA	127.9 sqm	1,377 sqft
BALCONY 2	3.3m x 2.4m	10'11" x 8'0"

Position



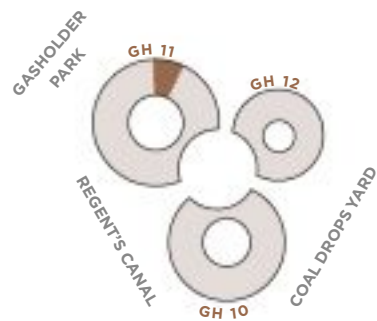
Subject to planning; layout plans for guidance only and should not be relied upon as a statement of fact. Please note that all measurements are maximum dimensions



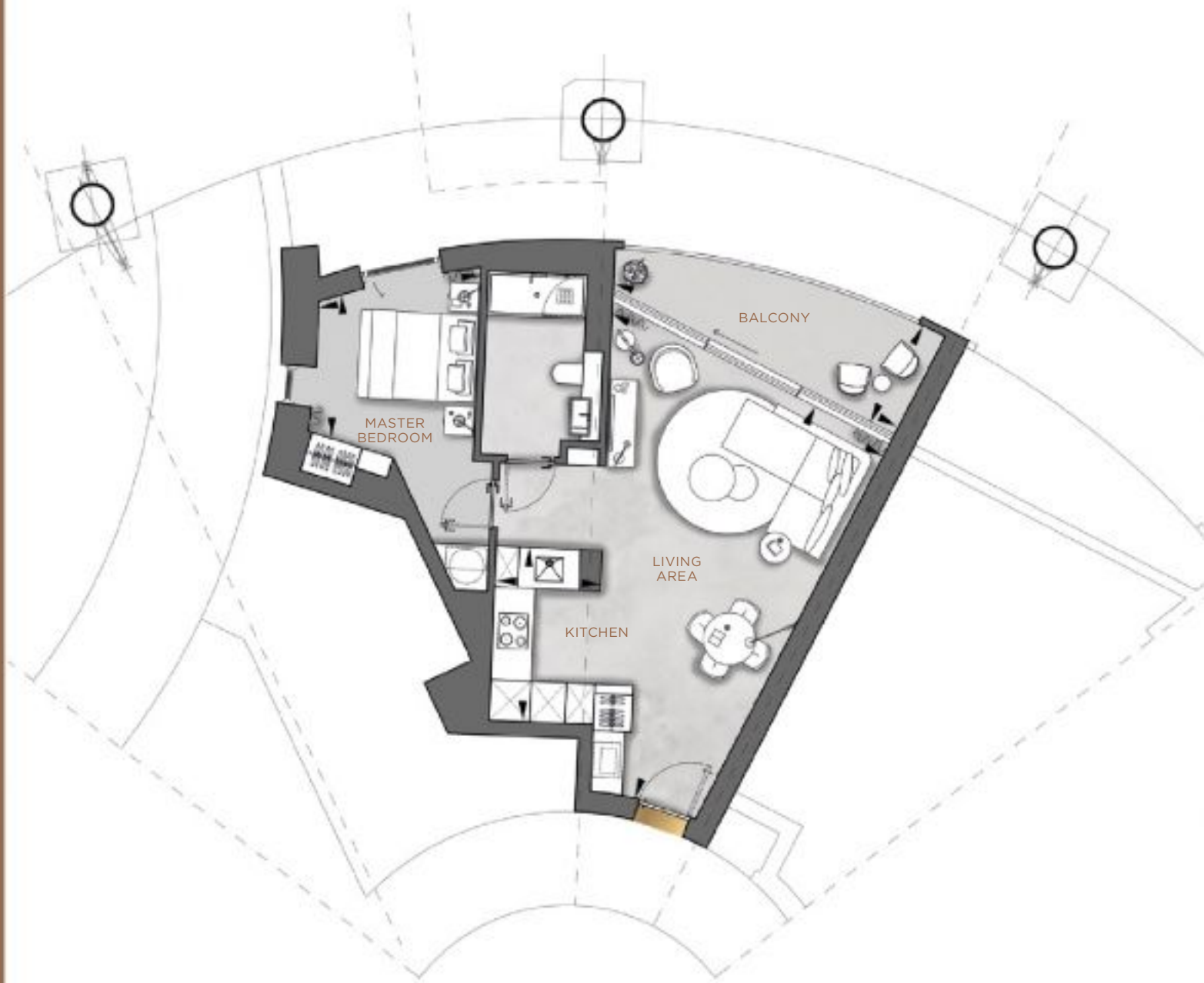
Schedule of Areas

ROOF TERRACE	37 sqm	398 sqft
---------------------	--------	----------

Position



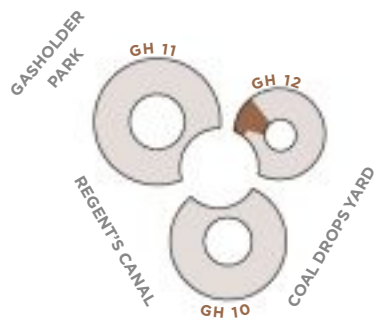
Subject to planning; layout plans for guidance only and should not be relied upon as a statement of fact. Please note that all measurements are maximum dimensions



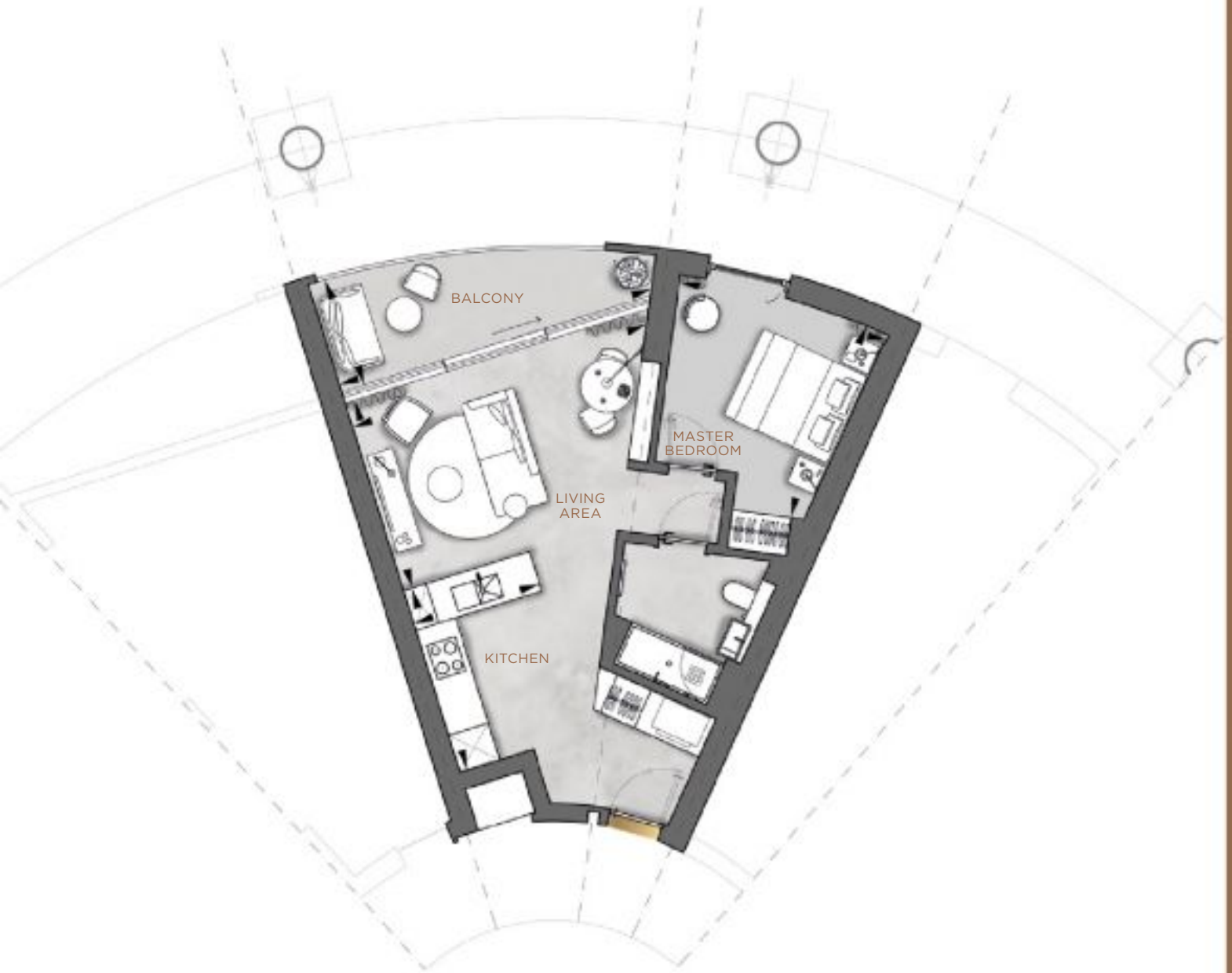
Schedule of Areas

LIVING AREA	7.4m x 5.1m	24'3" x 16'8"
KITCHEN	2.9m x 1.7m	9'5" x 5'9"
MASTER BEDROOM	2.8m x 2.6m	9'3" x 8'8"
TOTAL NSA	55.5 sqm	597 sqft
BALCONY	5.6m x 1.9m	18'3" x 6'2"

Position



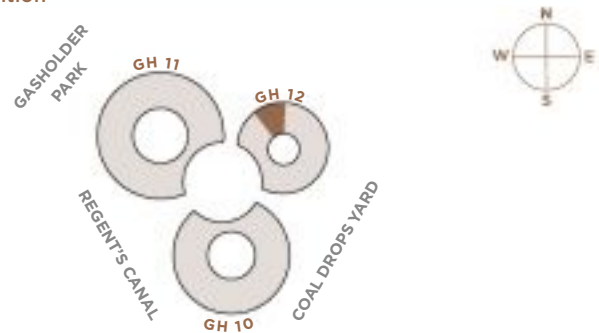
Plans are not to scale. All measurements are approximate room dimensions



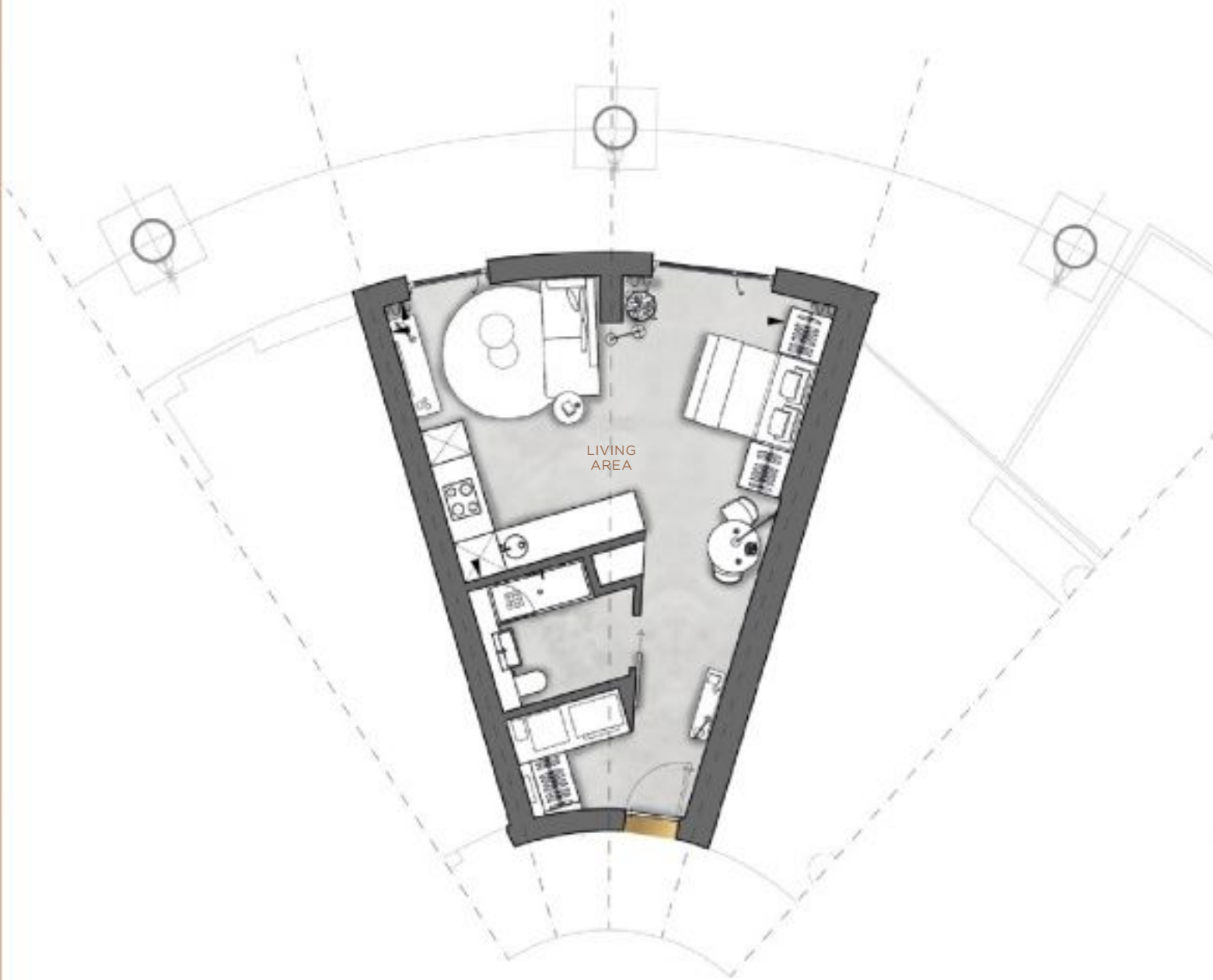
Schedule of Areas

LIVING AREA	5.1m x 3.3m	16'7" x 10'10"
KITCHEN	3.2m x 2.1m	10'6" x 7'0"
MASTER BEDROOM	3.5m x 3.5m	11'6" x 11'6"
TOTAL NSA	51.7 sqm	556 sqft
BALCONY	5.6m x 1.9m	18'3" x 6'1"

Position



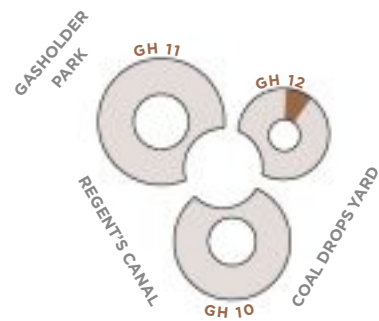
Plans are not to scale. All measurements are approximate room dimensions



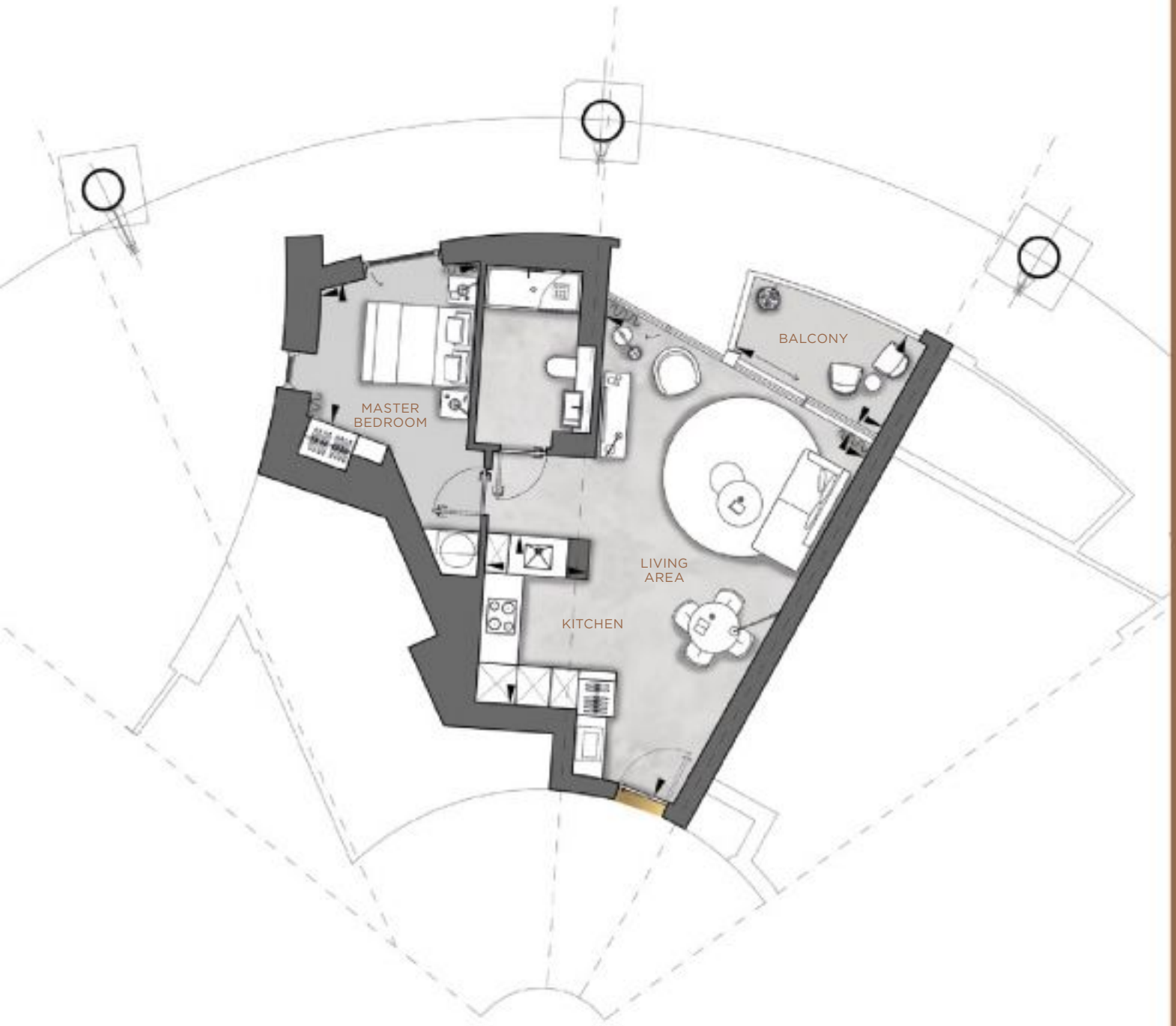
Schedule of Areas

LIVING AREA	5.9m x 4.9m	19'4" x 15'11"
TOTAL NSA	47.2 sqm	508 sqft

Position



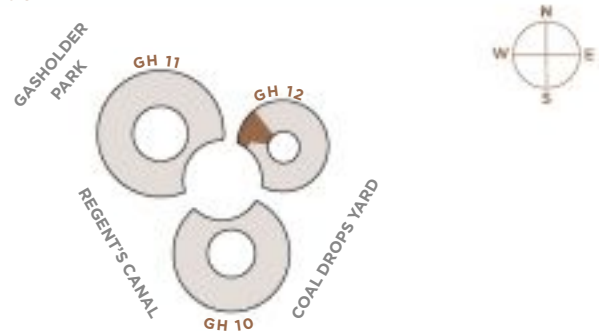
Plans are not to scale. All measurements are approximate room dimensions



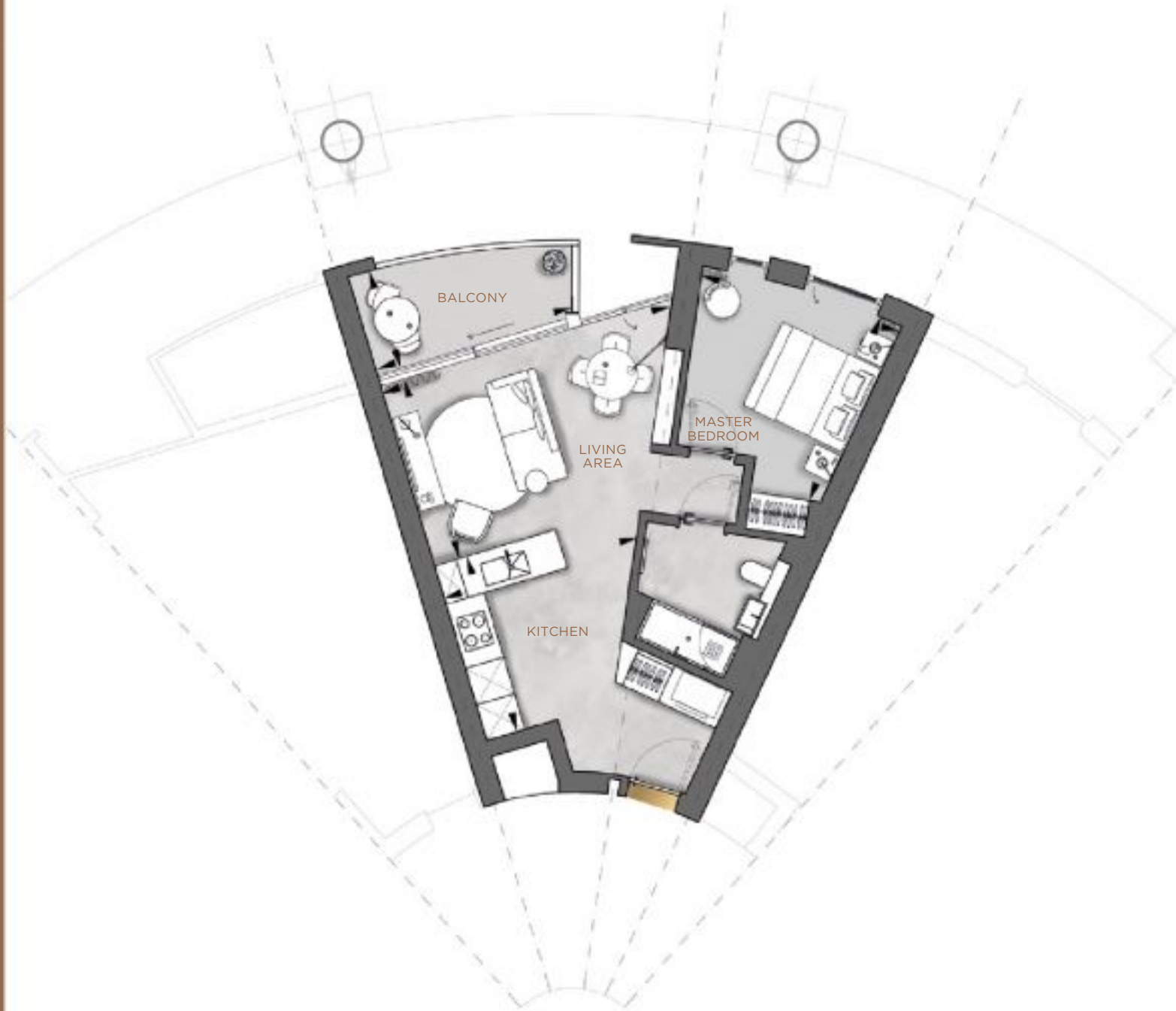
Schedule of Areas

LIVING AREA	7.3m x 5.1m	24'1" x 16'8"
KITCHEN	2.9m x 1.7m	9'5" x 5'9"
MASTER BEDROOM	2.8m x 2.6m	9'3" x 8'8"
TOTAL NSA	55.5 sqm	597 sqft
BALCONY	3.0m x 1.8m	9'9" x 5'10"

Position



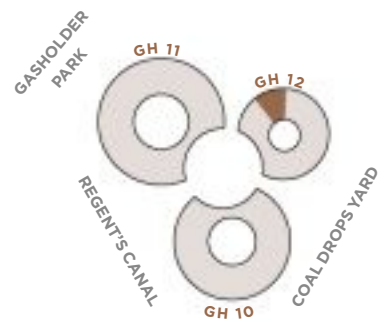
Plans are not to scale. All measurements are approximate room dimensions



Schedule of Areas

LIVING AREA	5.1m x 3.3m	16'7" x 10'10"
KITCHEN	3.2m x 3.2m	10'6" x 10'5"
MASTER BEDROOM	3.5m x 3.5m	11'6" x 11'6"
TOTAL NSA	51.9 sqm	559 sqft
BALCONY	3.6m x 1.8m	11'11" x 5'10"

Position



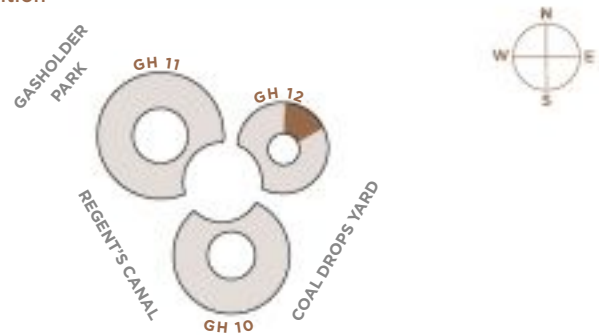
Plans are not to scale. All measurements are approximate room dimensions



Schedule of Areas

LIVING AREA	5.1m x 3.4m	16'10" x 11'2"
KITCHEN	3.8m x 3.3m	12'6" x 10'8"
MASTER BEDROOM	3.5m x 3.0m	11'5" x 9'10"
BEDROOM 2	3.2m x 3.1m	10'6" x 10'1"
TOTAL NSA	77.3 sqm	832 sqft
BALCONY	5.6m x 1.8m	18'5" x 5'10"

Position



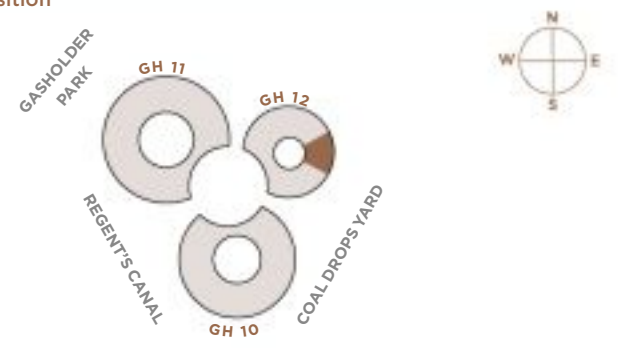
Plans are not to scale. All measurements are approximate room dimensions



Schedule of Areas

LIVING AREA	5.1m x 3.4m	16'10" x 11'2"
KITCHEN	3.8m x 3.3m	12'6" x 10'11"
MASTER BEDROOM	3.4m x 3.0m	11'3" x 9'11"
BEDROOM 2	3.2m x 3.1m	10'6" x 10'0"
TOTAL NSA	76.9 sqm	828 sqft
BALCONY	3.7m x 1.8m	12'3" x 6'0"

Position



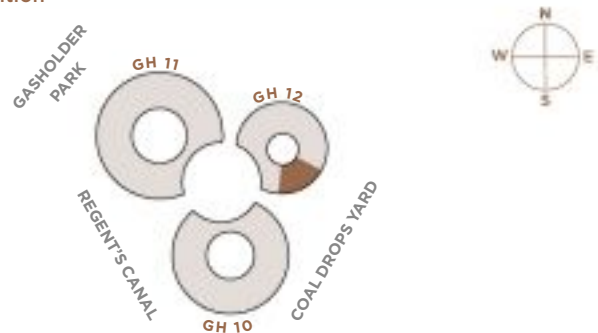
Plans are not to scale. All measurements are approximate room dimensions



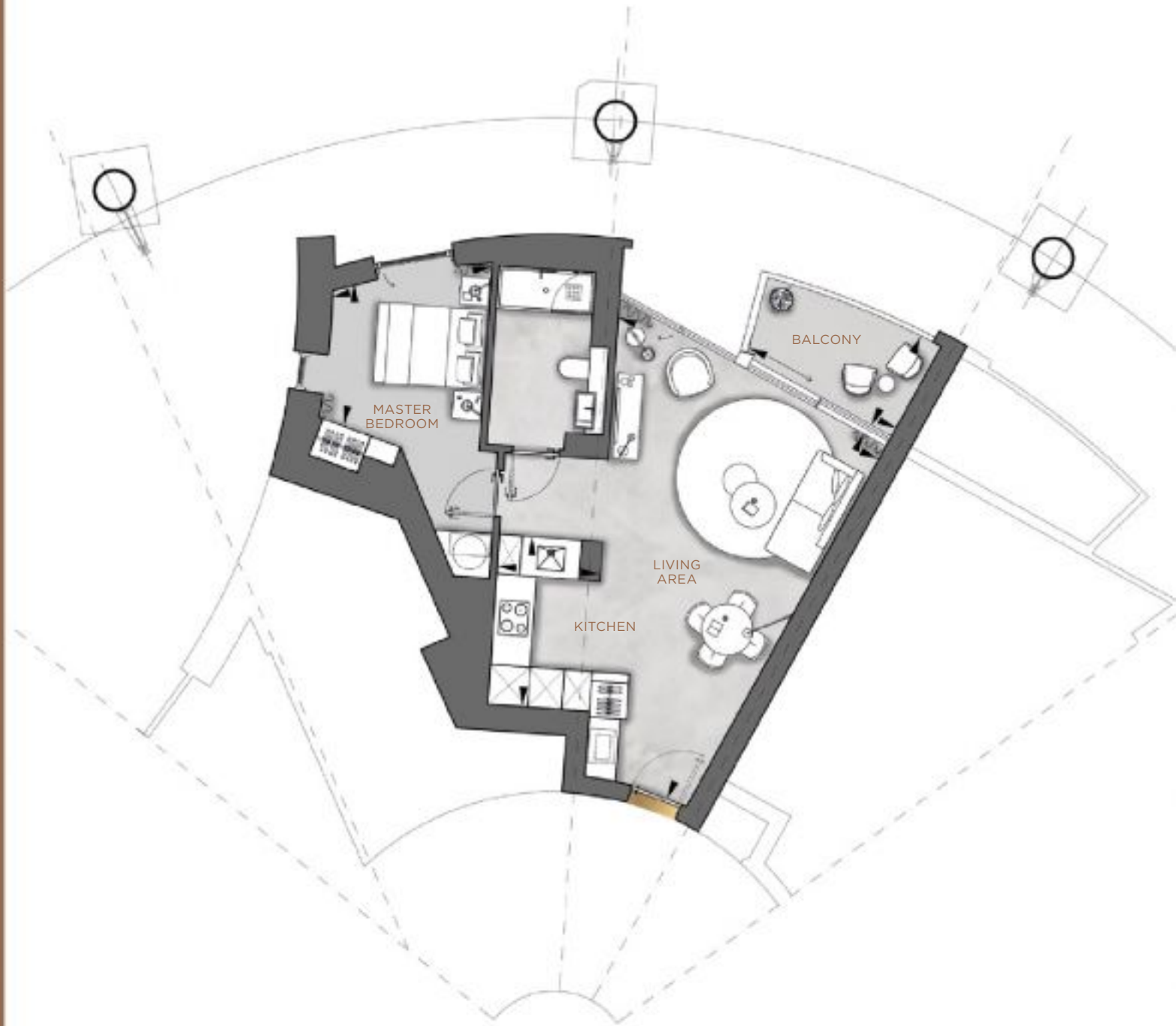
Schedule of Areas

LIVING AREA	7.4m x 4.7m	24'5" x 15'6"
KITCHEN	4.1m x 3.5m	13'5" x 11'4"
MASTER BEDROOM	4.1m x 3.4m	13'4" x 11'2"
BEDROOM 2	3.2m x 3.0m	10'6" x 9'9"
TOTAL NSA	89.5 sqm	963 sqft
BALCONY	5.3m x 1.8m	17'6" x 5'10"

Position



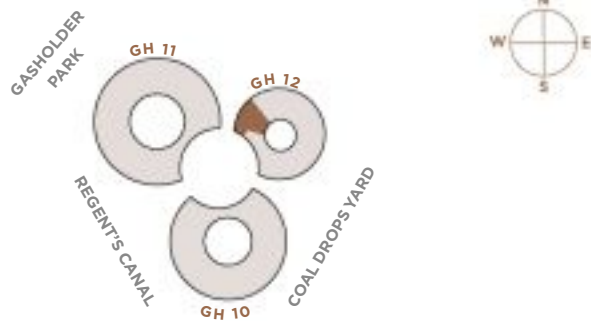
Plans are not to scale. All measurements are approximate room dimensions



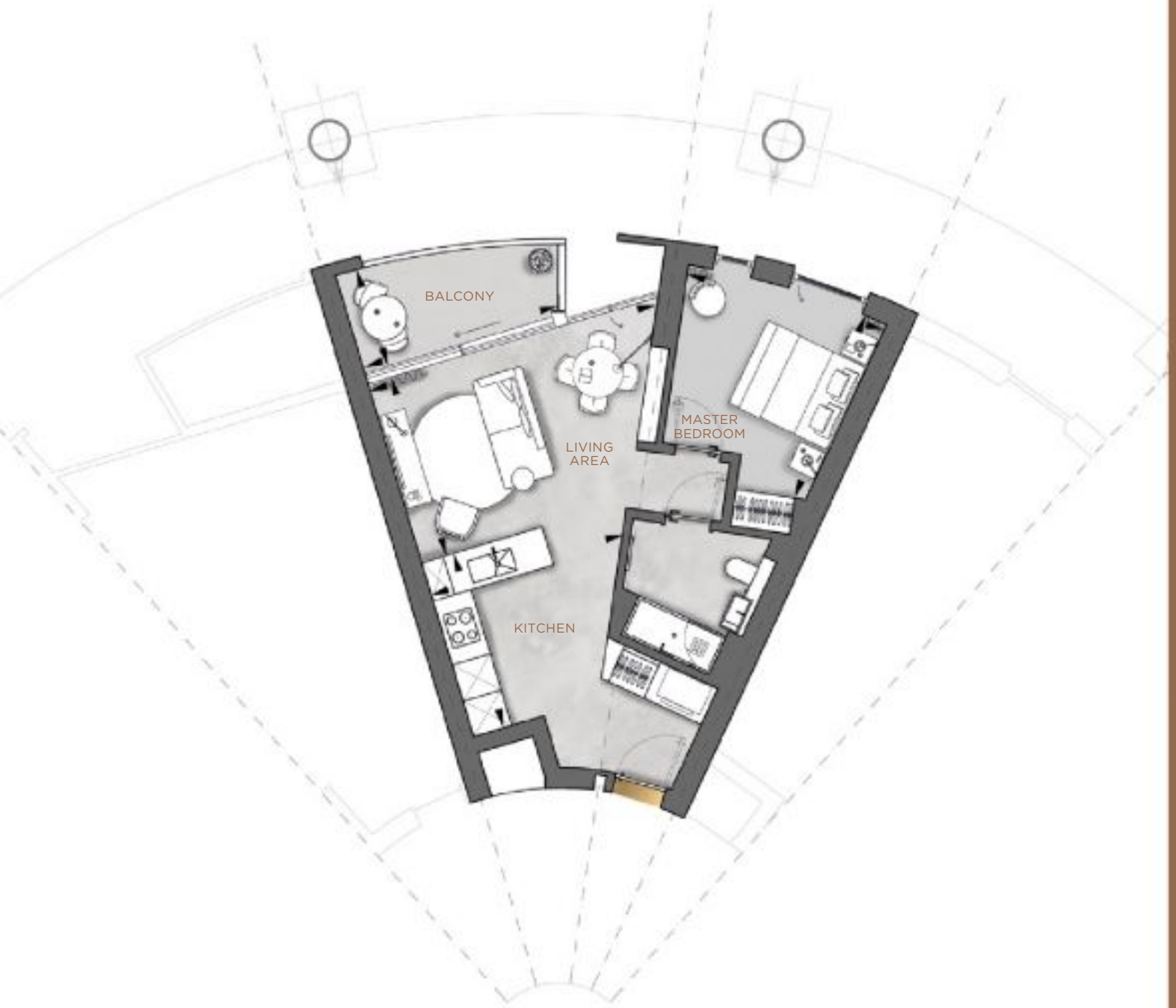
Schedule of Areas

LIVING AREA	7.3m x 5.1m	24'1" x 16'8"
KITCHEN	2.9m x 1.7m	9'5" x 5'9"
MASTER BEDROOM	2.8m x 2.6m	9'3" x 8'8"
TOTAL NSA	55.5 sqm	597 sqft
BALCONY	3.0m x 1.8m	9'9" x 5'10"

Position



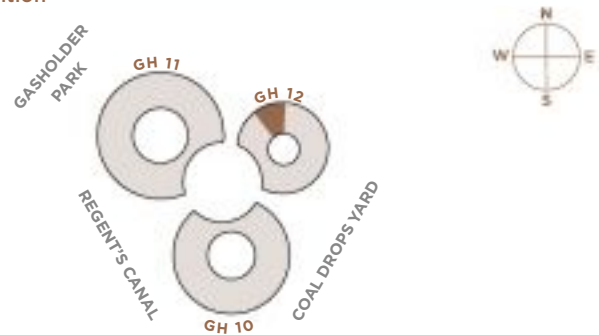
Plans are not to scale. All measurements are approximate room dimensions



Schedule of Areas

LIVING AREA	5.1m x 3.3m	16'7" x 10'10"
KITCHEN	3.2m x 3.2m	10'6" x 10'5"
MASTER BEDROOM	3.5m x 3.5m	11'6" x 11'6"
TOTAL NSA	51.9 sqm	559 sqft
BALCONY	3.6m x 1.8m	11'11" x 5'10"

Position



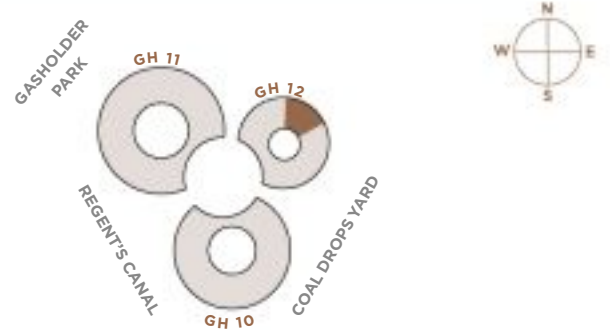
Plans are not to scale. All measurements are approximate room dimensions



Schedule of Areas

LIVING AREA	5.1m x 3.4m	16'10" x 11'2"
KITCHEN	3.8m x 3.3m	12'6" x 10'8"
MASTER BEDROOM	3.5m x 3.0m	11'5" x 9'10"
BEDROOM 2	3.2m x 3.1m	10'6" x 10'1"
TOTAL NSA	77.4 sqm	833 sqft
BALCONY	5.6m x 1.8m	18'5" x 5'10"

Position



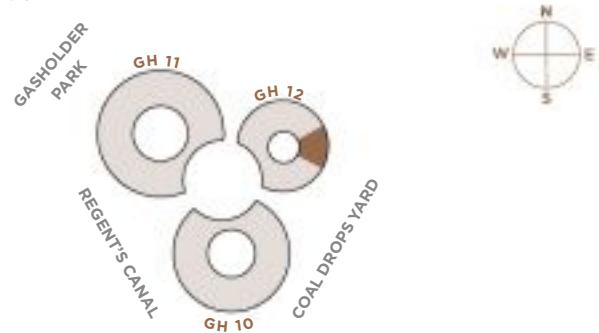
Plans are not to scale. All measurements are approximate room dimensions



Schedule of Areas

LIVING AREA	5.1m x 3.4m	16'10" x 11'2"
KITCHEN	3.8m x 3.3m	12'6" x 10'10"
MASTER BEDROOM	3.4m x 3.0m	11'3" x 9'11"
BEDROOM 2	3.2m x 3.1m	10'6" x 10'0"
TOTAL NSA	76.9 sqm	828 sqft
BALCONY	3.7m x 1.8m	12'3" x 6'0"

Position



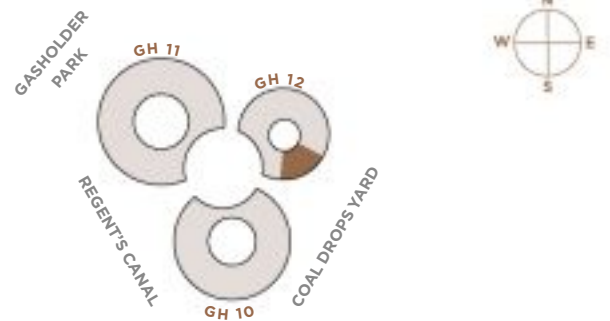
Plans are not to scale. All measurements are approximate room dimensions



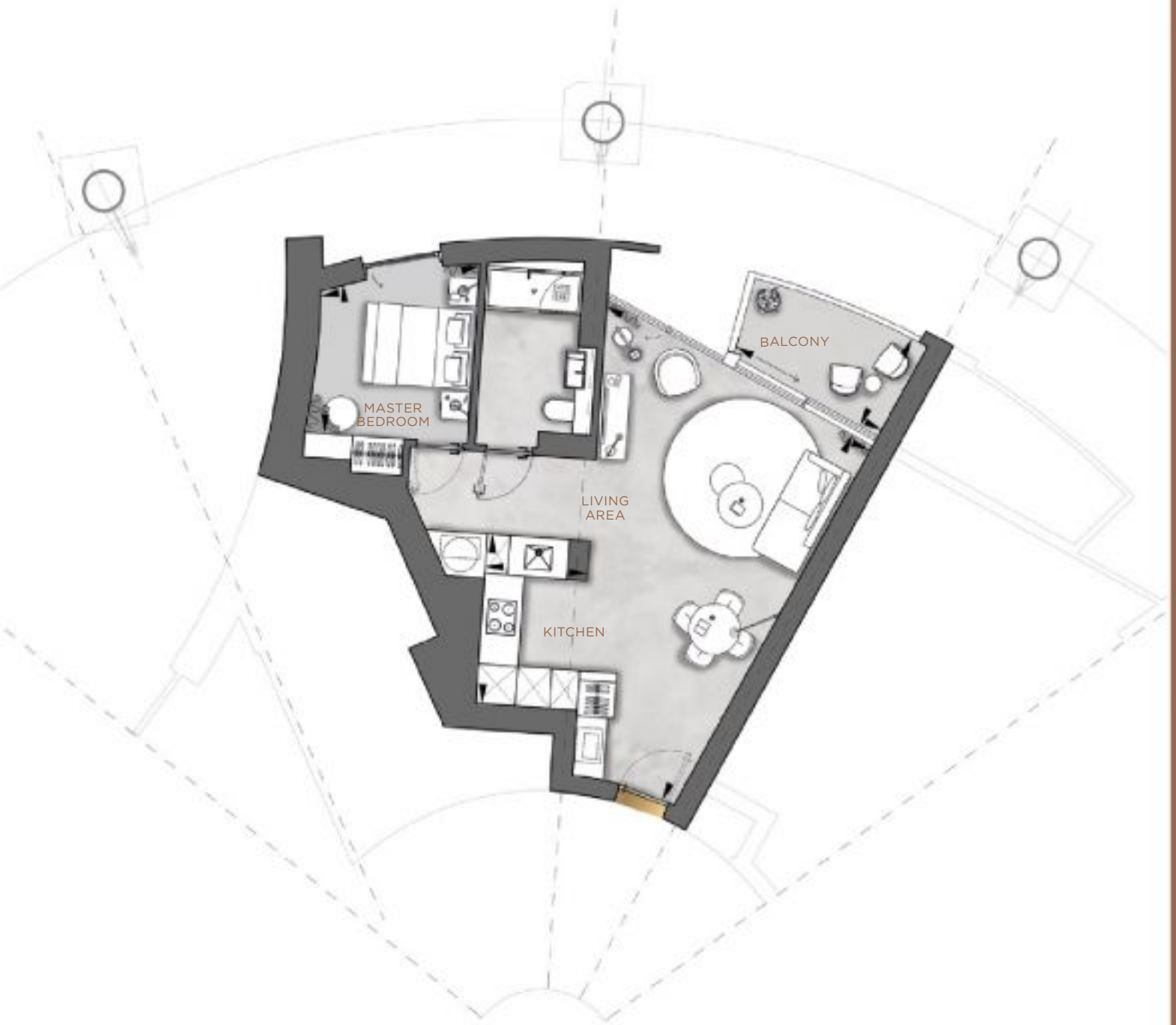
Schedule of Areas

LIVING AREA	7.4m x 4.7m	24'5" x 15'6"
KITCHEN	4.1m x 3.5m	13'5" x 11'4"
MASTER BEDROOM	4.1m x 3.4m	13'4" x 11'2"
BEDROOM 2	3.2m x 3.0m	10'6" x 9'9"
TOTAL NSA	90.2 sqm	971 sqft
BALCONY	5.3m x 1.8m	17'6" x 5'10"

Position



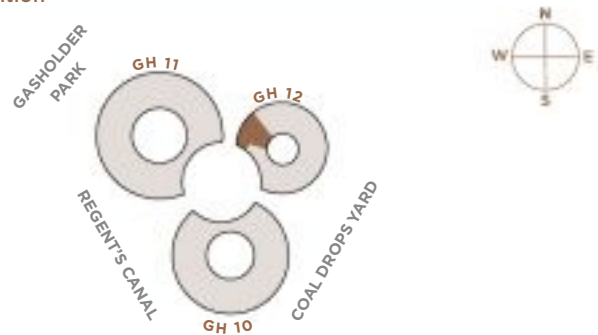
Plans are not to scale. All measurements are approximate room dimensions



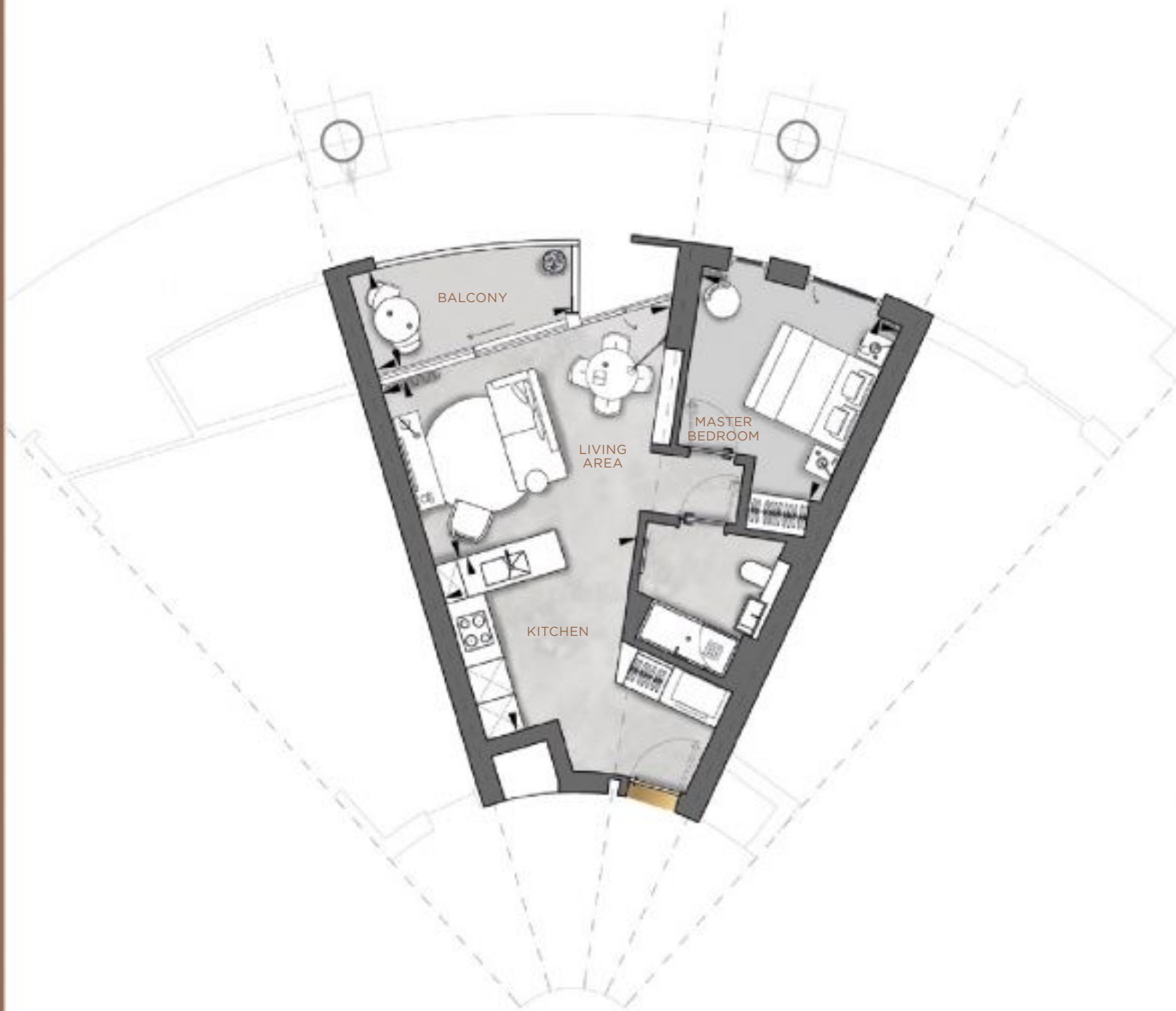
Schedule of Areas

LIVING AREA	7.3m x 5.1m	24'1" x 16'8"
KITCHEN	2.9m x 1.7m	9'5" x 5'9"
MASTER BEDROOM	2.8m x 2.6m	9'3" x 8'8"
TOTAL NSA	55.2 sqm	594 sqft
BALCONY	3.0m x 1.8m	9'9" x 5'10"

Position



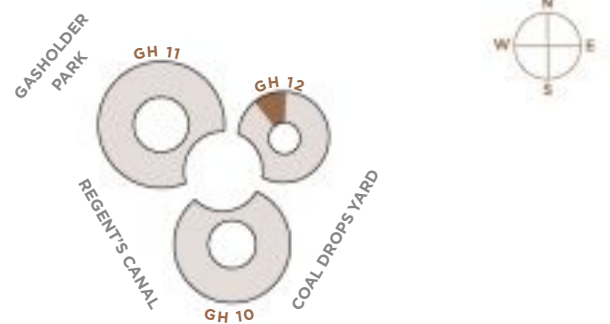
Plans are not to scale. All measurements are approximate room dimensions



Schedule of Areas

LIVING AREA	5.1m x 3.3m	16'7" x 10'10"
KITCHEN	3.2m x 3.2m	10'6" x 10'7"
MASTER BEDROOM	3.5m x 3.5m	11'6" x 11'6"
TOTAL NSA	51.8 sqm	558 sqft
BALCONY	3.6m x 1.8m	11'11" x 5'10"

Position



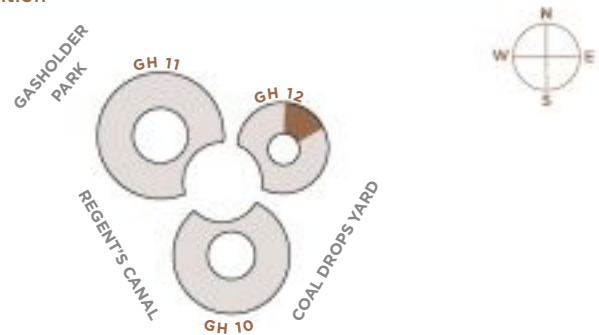
Plans are not to scale. All measurements are approximate room dimensions



Schedule of Areas

LIVING AREA	5.1m x 3.4m	16'10" x 11'2"
KITCHEN	3.8m x 3.3m	12'6" x 10'8"
MASTER BEDROOM	3.5m x 3.0m	11'5" x 9'10"
BEDROOM 2	3.2m x 3.2m	10'7" x 10'6"
TOTAL NSA	77.3 sqm	832 sqft
BALCONY	5.6m x 1.8m	18'6" x 5'10"

Position



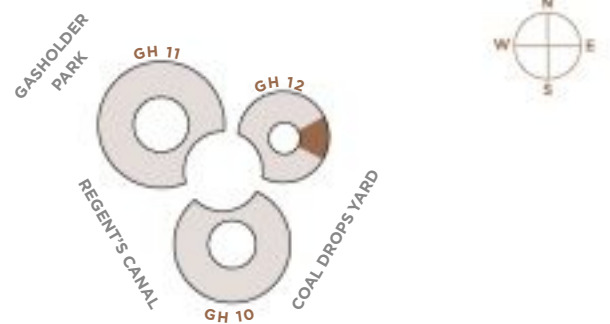
Plans are not to scale. All measurements are approximate room dimensions



Schedule of Areas

LIVING AREA	5.1m x 3.4m	16'10" x 11'2"
KITCHEN	3.8m x 3.2m	12'6" x 10'8"
MASTER BEDROOM	3.4m x 3.0m	11'3" x 9'11"
BEDROOM 2	3.2m x 3.2m	10'7" x 10'6"
TOTAL NSA	77 sqm	829 sqft
BALCONY	3.7m x 1.8m	12'3" x 6'0"

Position



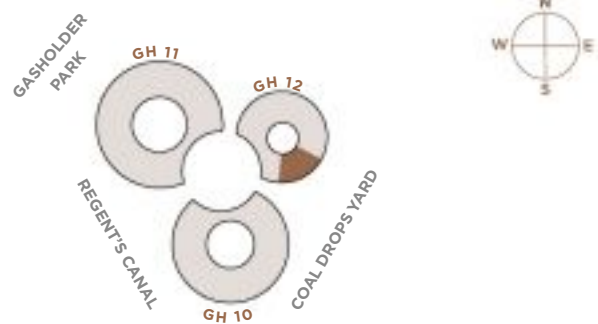
Plans are not to scale. All measurements are approximate room dimensions



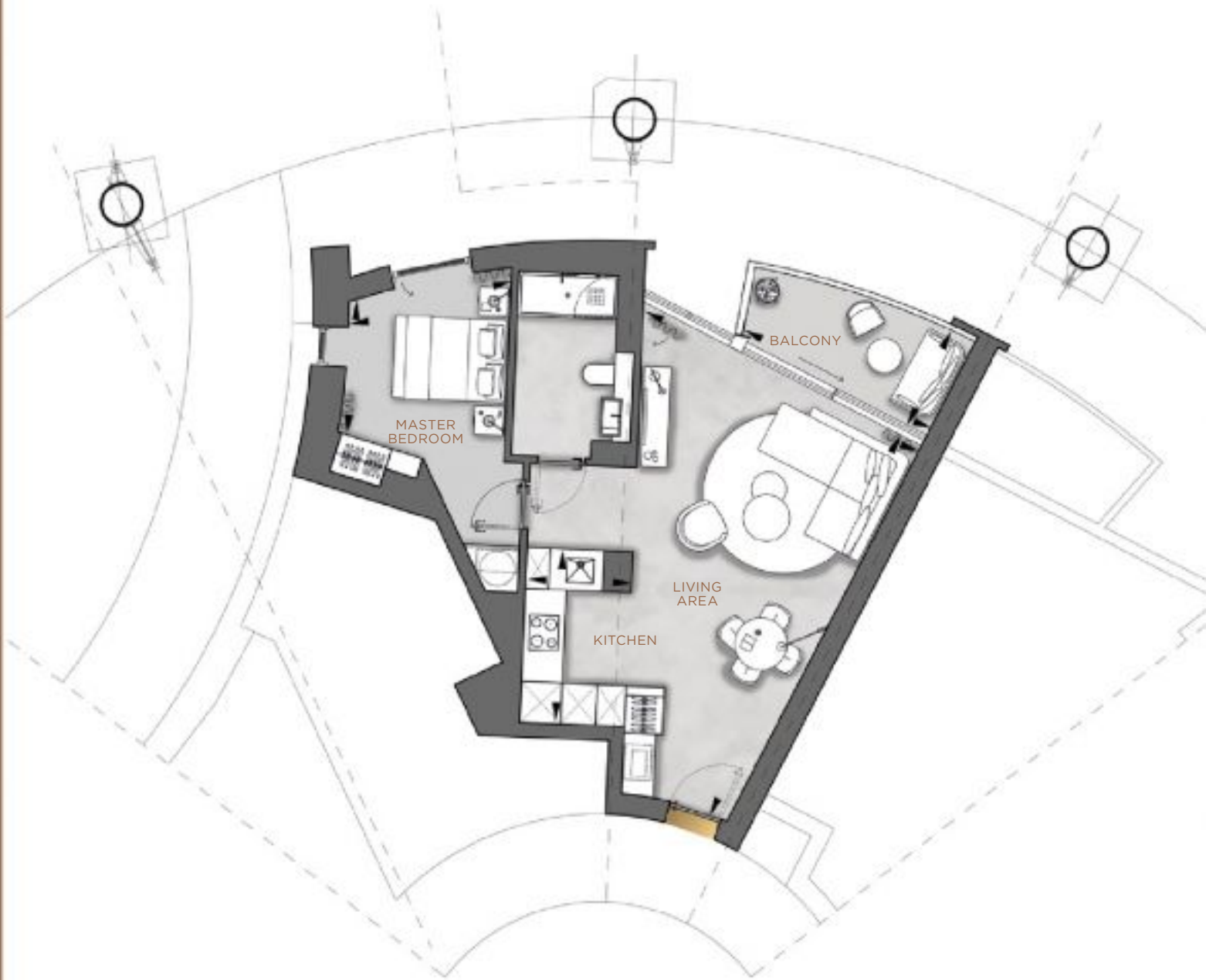
Schedule of Areas

LIVING AREA	7.4m x 4.7m	24'5" x 15'6"
KITCHEN	4.1m x 3.5m	13'5" x 11'4"
MASTER BEDROOM	4.1m x 3.4m	13'4" x 11'2"
BEDROOM 2	3.2m x 3.0m	10'6" x 9'9"
TOTAL NSA	90.3 sqm	972 sqft
BALCONY	5.3m x 1.8m	17'6" x 5'10"

Position



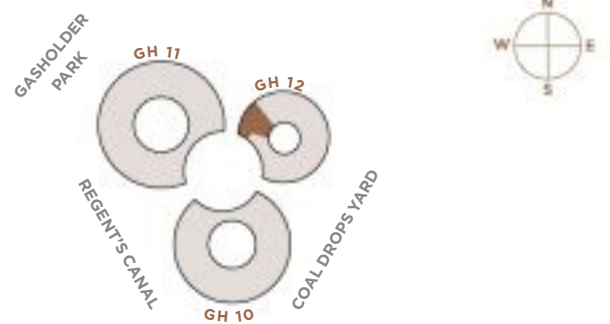
Plans are not to scale. All measurements are approximate room dimensions



Schedule of Areas

LIVING AREA	7.3m x 5.1m	24'1" x 16'8"
KITCHEN	2.9m x 1.7m	9'6" x 5'7"
MASTER BEDROOM	2.8m x 2.6m	9'2" x 8'8"
TOTAL NSA	55.5 sqm	597 sqft
BALCONY	3.6m x 1.8m	11'11" x 5'10"

Position



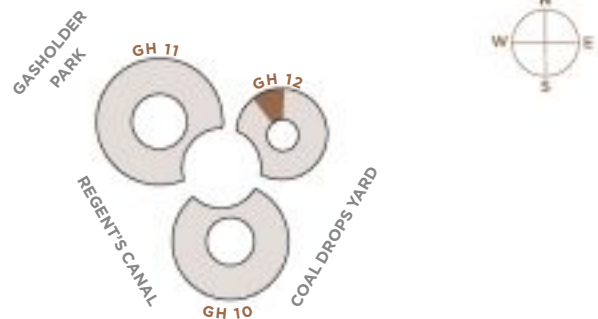
Plans are not to scale. All measurements are approximate room dimensions



Schedule of Areas

LIVING AREA	5.1m x 3.3m	16'7" x 10'10"
KITCHEN	3.2m x 3.3m	10'6" x 10'11"
MASTER BEDROOM	3.5m x 3.5m	11'6" x 11'6"
TOTAL NSA	51.7 sqm	556 sqft
BALCONY	3.0m x 1.8m	9'9" x 5'10"

Position



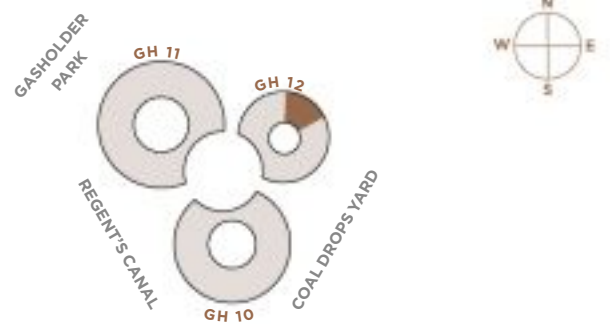
Plans are not to scale. All measurements are approximate room dimensions



Schedule of Areas

LIVING AREA	5.1m x 3.4m	16'10" x 11'2"
KITCHEN	3.8m x 3.3m	12'6" x 10'8"
MASTER BEDROOM	3.5m x 3.0m	11'5" x 9'10"
BEDROOM 2	3.2m x 3.2m	10'7" x 10'5"
TOTAL NSA	77.4 sqm	833 sqft
BALCONY	5.6m x 1.8m	18'6" x 5'11"

Position



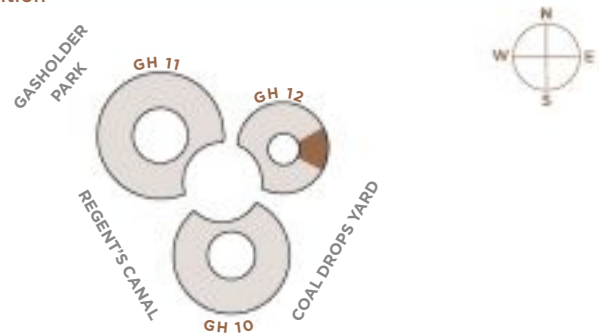
Plans are not to scale. All measurements are approximate room dimensions



Schedule of Areas

LIVING AREA	5.1m x 3.4m	16'10" x 11'2"
KITCHEN	3.8m x 3.3m	12'6" x 10'10"
MASTER BEDROOM	3.4m x 3.0m	11'3" x 9'11"
BEDROOM 2	3.2m x 3.2m	10'7" x 10'6"
TOTAL NSA	76.9 sqm	828 sqft
BALCONY	3.1m x 1.8m	10'0" x 5'11"

Position



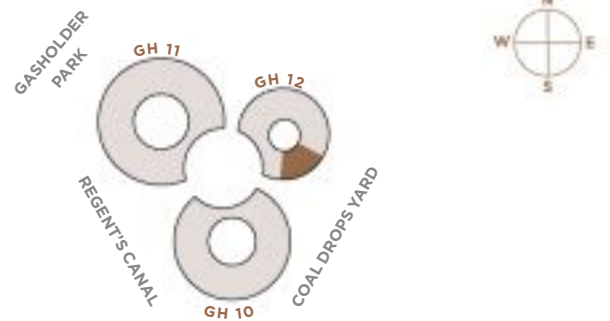
Plans are not to scale. All measurements are approximate room dimensions



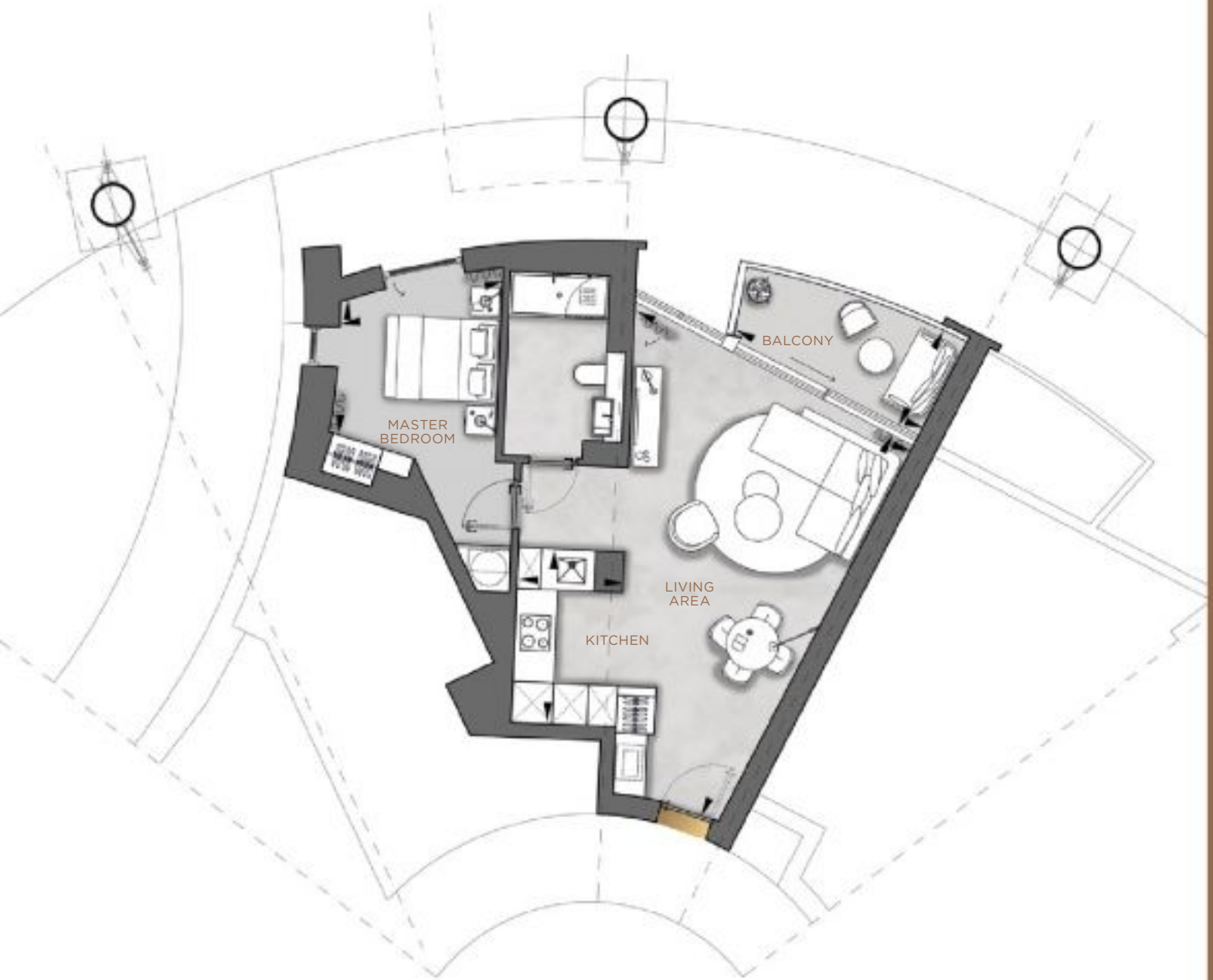
Schedule of Areas

LIVING AREA	7.4m x 4.7m	24'5" x 15'6"
KITCHEN	4.1m x 3.5m	13'5" x 11'4"
MASTER BEDROOM	4.1m x 3.4m	13'4" x 11'2"
BEDROOM 2	3.2m x 3.0m	10'6" x 9'9"
TOTAL NSA	90.3 sqm	972 sqft
BALCONY	5.3m x 1.8m	17'6" x 5'10"

Position



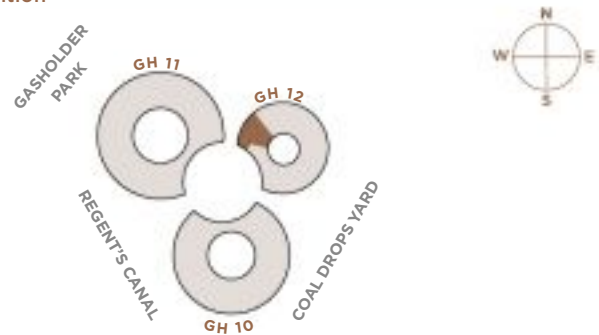
Plans are not to scale. All measurements are approximate room dimensions



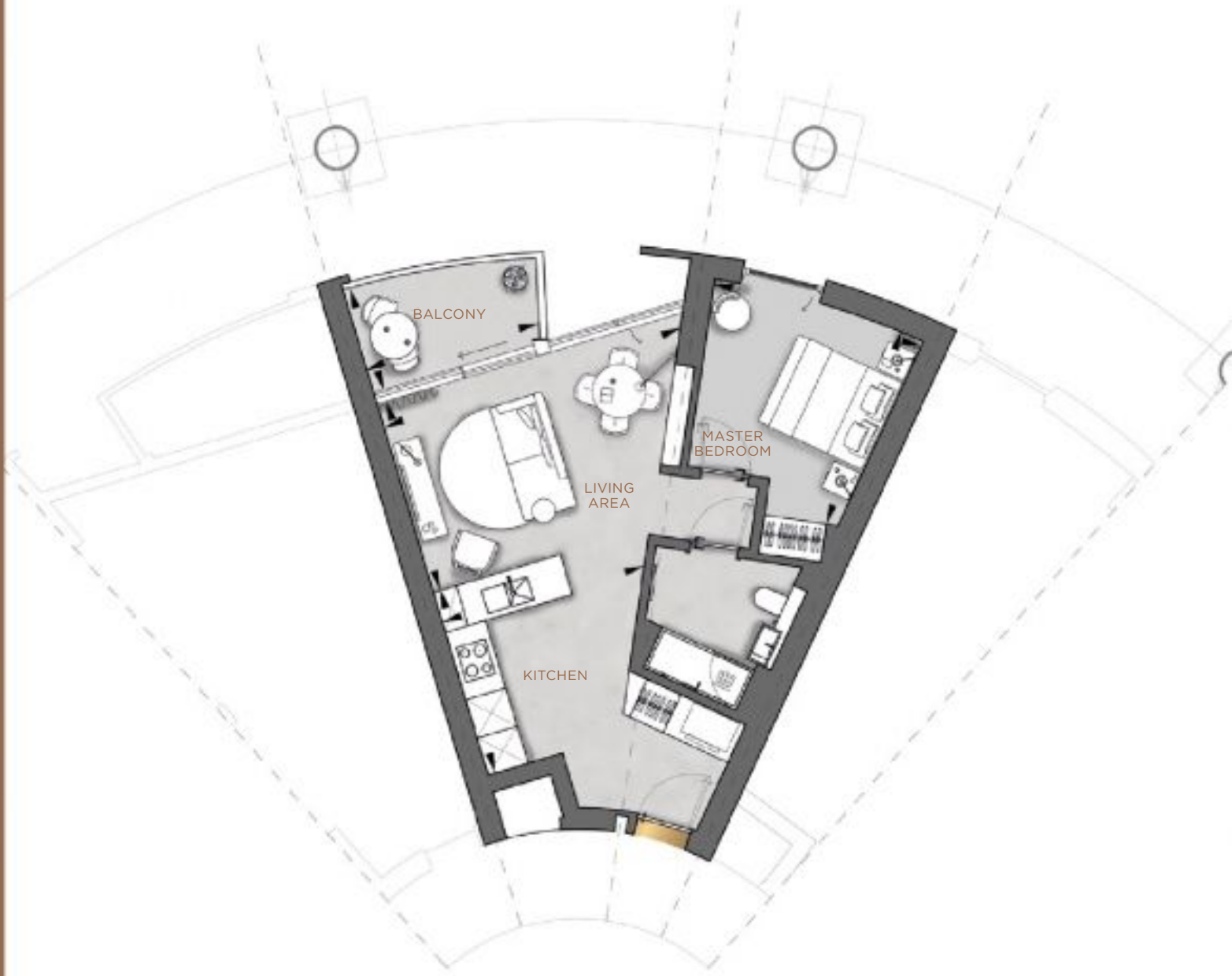
Schedule of Areas

LIVING AREA	7.4m x 5.1m	24'3" x 16'8"
KITCHEN	2.9m x 1.7m	9'5" x 5'9"
MASTER BEDROOM	2.8m x 2.6m	9'3" x 8'8"
TOTAL NSA	55.5 sqm	597 sqft
BALCONY	3.6m x 1.8m	11'11" x 5'10"

Position



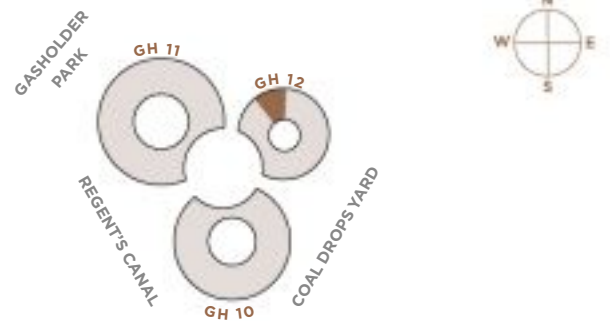
Plans are not to scale. All measurements are approximate room dimensions



Schedule of Areas

LIVING AREA	5.1m x 3.3m	16'7" x 10'10"
KITCHEN	3.2m x 3.2m	10'6" x 10'7"
MASTER BEDROOM	3.5m x 3.5m	11'6" x 11'6"
TOTAL NSA	51.7 sqm	556 sqft
BALCONY	3.0m x 1.8m	9'9" x 5'10"

Position



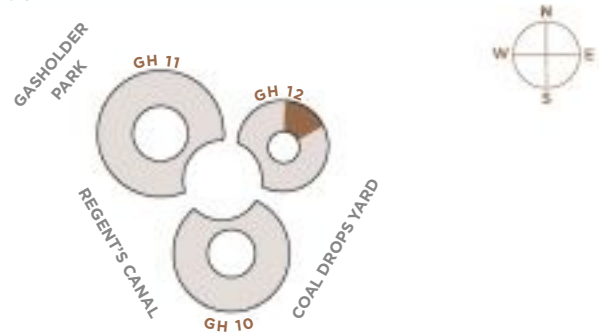
Plans are not to scale. All measurements are approximate room dimensions



Schedule of Areas

LIVING AREA	5.1m x 3.4m	16'10" x 11'2"
KITCHEN	3.8m x 3.3m	12'6" x 10'8"
MASTER BEDROOM	3.5m x 3.0m	11'5" x 9'10"
BEDROOM 2	3.2m x 3.1m	10'6" x 10'1"
TOTAL NSA	77.4 sqm	833 sqft
BALCONY	5.6m x 1.8m	18'6" x 5'11"

Position



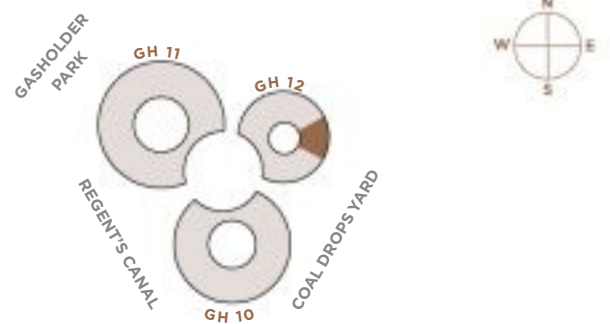
Plans are not to scale. All measurements are approximate room dimensions



Schedule of Areas

LIVING AREA	5.1m x 3.4m	16'10" x 11'2"
KITCHEN	3.8m x 3.3m	12'6" x 10'10"
MASTER BEDROOM	3.4m x 3.0m	11'3" x 9'11"
BEDROOM 2	3.2m x 3.1m	10'6" x 10'0"
TOTAL NSA	76.9 sqm	828 sqft
BALCONY	3.1m x 1.8m	10'0" x 5'11"

Position



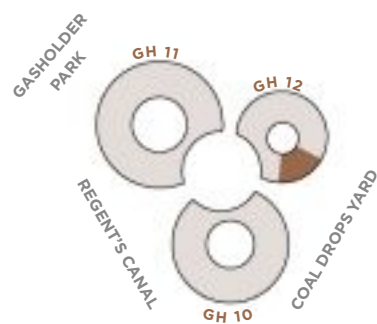
Plans are not to scale. All measurements are approximate room dimensions



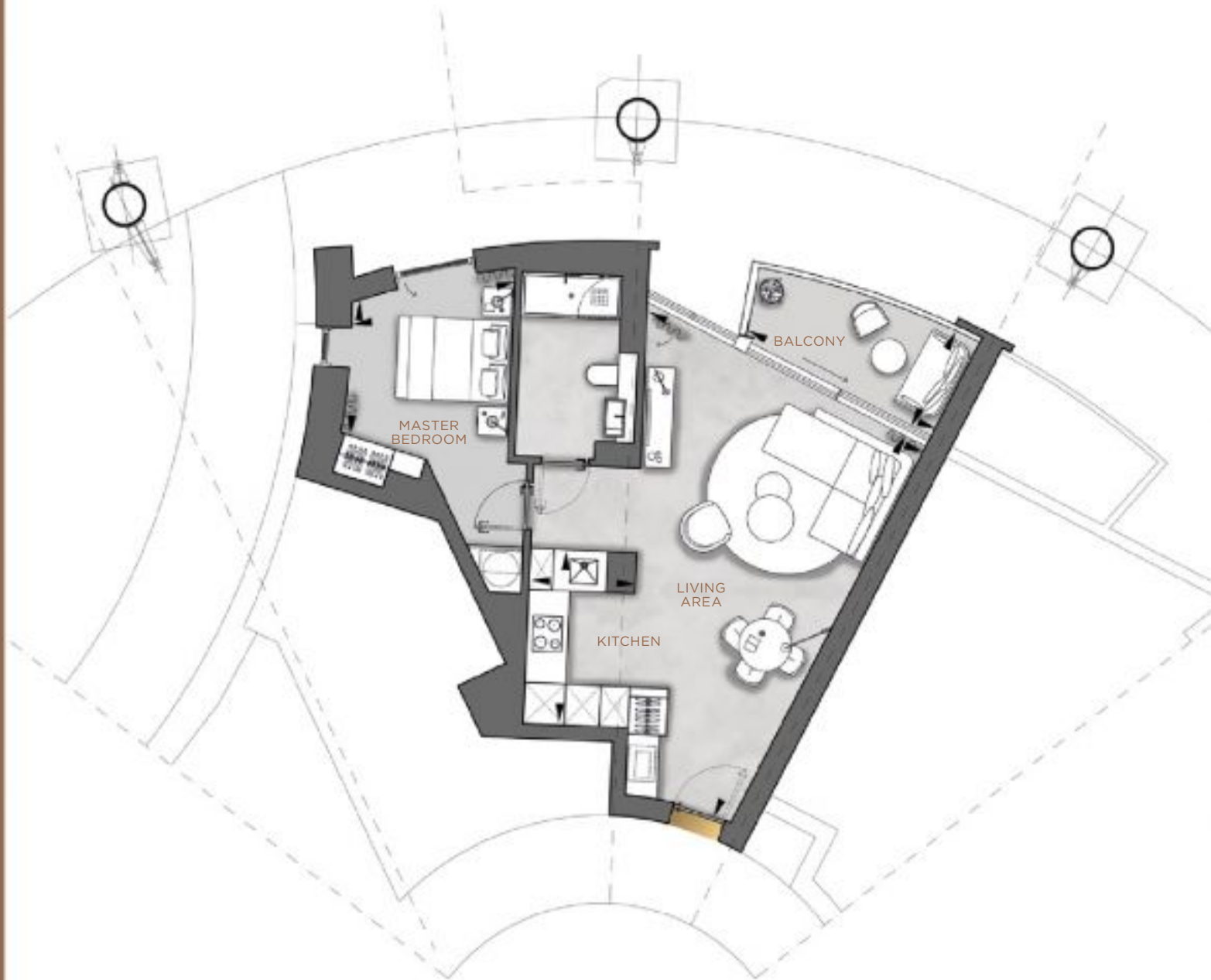
Schedule of Areas

LIVING AREA	7.4m x 4.7m	24'5" x 15'6"
KITCHEN	4.1m x 3.5m	13'5" x 11'7"
MASTER BEDROOM	4.1m x 3.4m	13'4" x 11'2"
BEDROOM 2	3.2m x 3.0m	10'6" x 9'9"
TOTAL NSA	90.2 sqm	971 sqft
BALCONY	5.3m x 1.8m	17'6" x 5'10"

Position



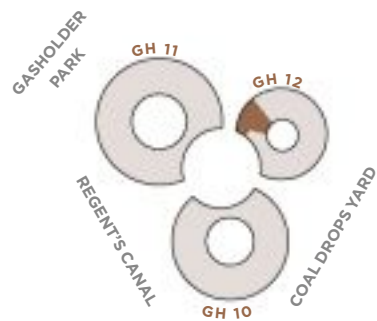
Plans are not to scale. All measurements are approximate room dimensions



Schedule of Areas

LIVING AREA	7.4m x 5.1m	24'3" x 16'8"
KITCHEN	2.9m x 1.8m	9'5" x 5'9"
MASTER BEDROOM	2.8m x 2.6m	9'3" x 8'8"
TOTAL NSA	55.6 sqm	598 sqft
BALCONY	3.6m x 1.8m	11'11" x 5'10"

Position



Plans are not to scale. All measurements are approximate room dimensions



Schedule of Areas

LIVING AREA	5.1m x 3.3m	16'7" x 10'10"
KITCHEN	3.2m x 3.3m	10'6" x 10'8"
MASTER BEDROOM	3.5m x 3.5m	11'6" x 11'6"
TOTAL NSA	51.7 sqm	556 sqft
BALCONY	3.0m x 1.8m	9'9" x 5'10"

Position



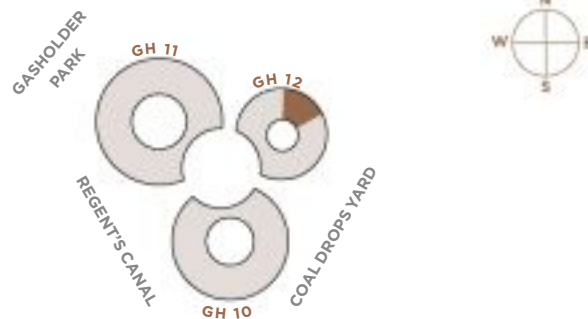
Plans are not to scale. All measurements are approximate room dimensions



Schedule of Areas

LIVING AREA	5.1m x 3.4m	16'10" x 11'2"
KITCHEN	4.0m x 3.2m	13'0" x 10'7"
MASTER BEDROOM	3.5m x 3.0m	11'6" x 9'10"
BEDROOM 2	3.2m x 3.1m	10'5" x 10'1"
TOTAL NSA	77.4 sqm	833 sqft
BALCONY	5.6m x 1.8m	18'6" x 5'11"

Position



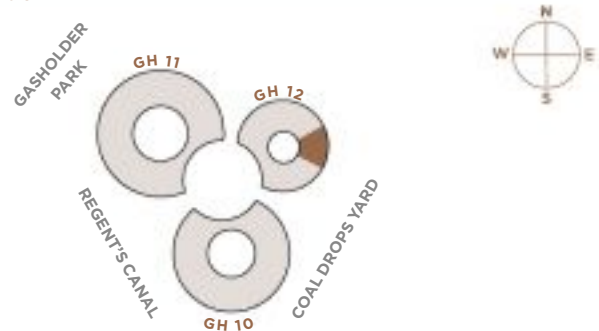
Plans are not to scale. All measurements are approximate room dimensions



Schedule of Areas

LIVING AREA	5.1m x 3.4m	16'10" x 11'2"
KITCHEN	4.0m x 3.3m	13'0" x 10'10"
MASTER BEDROOM	3.4m x 3.0m	11'2" x 9'10"
BEDROOM 2	3.2m x 3.1m	10'6" x 10'0"
TOTAL NSA	76.9 sqm	828 sqft
BALCONY	3.1m x 1.8m	10'0" x 5'11"

Position



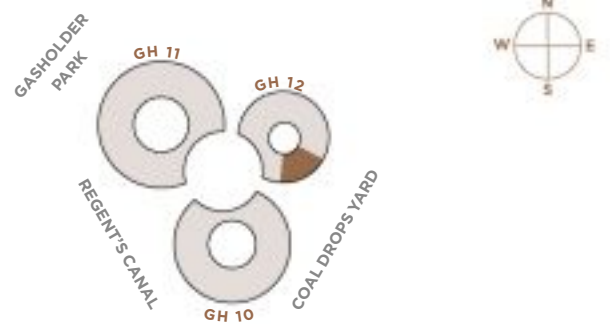
Plans are not to scale. All measurements are approximate room dimensions



Schedule of Areas

LIVING AREA	7.4m x 4.7m	24'5" x 15'6"
KITCHEN	4.1m x 3.5m	13'5" x 11'7"
MASTER BEDROOM	4.1m x 3.4m	13'4" x 11'2"
BEDROOM 2	3.2m x 3.0m	10'6" x 9'9"
TOTAL NSA	90.2 sqm	971 sqft
BALCONY	5.3m x 1.8m	17'6" x 5'10"

Position



Plans are not to scale. All measurements are approximate room dimensions



The green spaces around the Gasholders will provide year-round colour and interest for residents and passers-by. Selected for being nectar-rich varieties, the plants will encourage insect and animal life to thrive in this central London location





For further information, please contact

T: +44 (0)333 077 0200

E: enquiries@gasholderslondon.co.uk

www.knightfrank.com www.savills.co.uk



Or register your interest on gasholderslondon.co.uk
and we will be in touch

gasholderslondon.co.uk

The Marketing Suite

Gasholders Sales Gallery
Goods Way
London
N1C 4UR

Important notice

King's Cross Central General Partner Limited ("KCCGPL") (a private company limited by shares registered in England with registered number 6387691 and registered office at 4 Stable Street, London N1C 4AB), and its agents, Knight Frank LLP (a limited liability partnership registered in England with registered number OC305934, with registered office is 55 Baker Street, London, W1U 8AN, where a list of members' names is available) give notice that:

1. Particulars

These particulars do not constitute an offer or a contract, nor part of one. You should not rely on statements by KCCGPL or by Knight Frank LLP in the particulars or by word of mouth or in writing ("information") as being factually accurate about the property, its condition or its value. Neither KCCGPL, Knight Frank LLP nor any joint agent has any authority to make any representations about the property, and accordingly any information given is entirely without responsibility on the part of the agents, seller(s) or lessor(s).

2. Images photographs and other information

Any computer generated images, plans, drawings, accommodation schedules, specification details or other information provided about the property ("information") are indicative only. Any such information may change at any time and must not be relied upon as being factually accurate about the property. Any photographs or images are indicative of the quality and style of the development and location and do not represent the actual fittings and furnishings at this development.

3. Regulations etc

Any reference to alterations to, or use of, any part of the property does not mean that any necessary planning, building regulations or other consent has been obtained. A buyer or lessee must find out by inspection or in other ways that these matters have been properly dealt with and that all information is correct.

4. Tax

Tax may be payable in addition to the purchase price of the property according to the national or local law applicable (including, without limitation, Stamp Duty Land Tax).

5.

Any floor areas, measurements or layout plans are for guidance only and should not be relied upon as a statement of fact.

Published January 2016

All photography by Nobuyuki Taguchi, John Sturrock and Tony Brown unless otherwise stated.

All images of the building and its interiors are computer generated images.

King's Cross

www.kingscross.co.uk



